



കേരള ജല അതോറിറ്റി

TVM NORTH	MARCH	Report Generated at 03/05/2024 14:21:44	Rank -4
-----------	-------	---	---------

Name of Executive Engineer	Sri. N R Hari
-----------------------------------	---------------

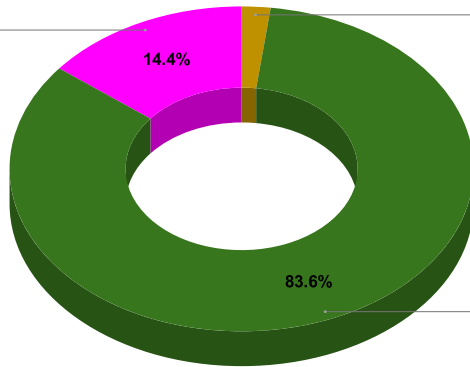
Name of Revenue officer	Sri Rajesh A S
--------------------------------	----------------

CONNECTIONS AS ON AS ON MARCH :	1,37,613	ARREARS IN CRORE AS ON MARCH :	0.00
--	-----------------	---------------------------------------	-------------

ARREARS				
STATE GOVERNMENT	CENTRAL GOVERNMENT	PSU	OTHERS	LSGD
27,53,09,123	66,01,245	4,73,90,196	-614,961,344	28,56,60,780

ARREAR BREAK UP INCLUDING LSGD

PSU
14.4%

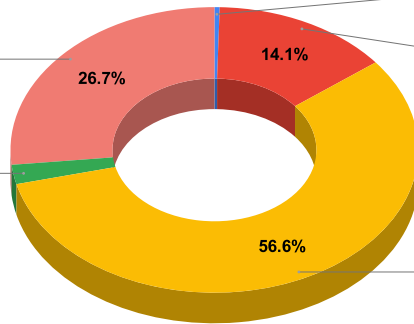


Central Gov
2.0%

State Gov
83.6%

ARREARS INCLUDING LSGD

Corporation WC -Street Taps
26.7%



Industrial (I)
0.4%

Domestic (D)
14.1%

Special (S)
2.2%

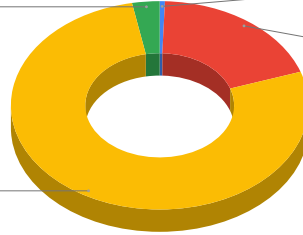
Non Domestic (N)
56.6%

DOMESTIC	NON DOMESTIC	INDUSTRIAL	SPECIAL	BULK SUPPLY	Panchayath WC-Street Taps	Municipality WC -Street Taps	Corporation WC -Street Taps
15,09,22,336	60,67,11,303	44,25,682	2,34,49,854	0	0	0	28,56,60,780

ARREARS WITH OUT LSGD

Special (S)
3.0%

Industrial (I)
0.6%
Domestic (D)
19.2%

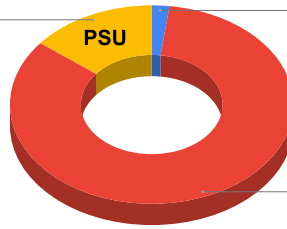


Non Domestic (N)
77.2%

ARREAR BREAK UP WITH OUT LSGD

PSU
14.4%

Central Gov
2.0%



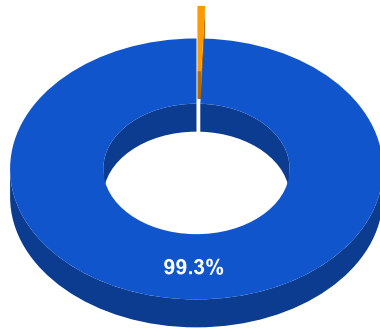
State Gov
83.6%

TOP DEFAULTERS OF TVM NORTH FOR THE MONTH OF MARCH

SL NO	NAME	ARREAR(IN CRORES)
1	THE MANAGER, P.B NO. 2,PERRORKADA, HINDUSTAN LATEX LIMITED, PEROORKADA PH.9483572502 8075887521	0.906
2	THE PRINCIPAL, SANSKRIT COLLEGE, PALAYAM, THIRUVANANTHAPURAM - 695034.	0.879
3	THE SUPDT, PAY WARD, MENTAL HOSPITAL OOLAMPARA, PEROORKADA PO TVM 5	0.873
4	THE.ASST.ENGINEER., EAST SUB DIVISION, AN TRAINING CENTRE, TVPM.	0.771
5	THE COMMISSIONER OF POLICE, NANTHAVANAM, TVPM.,	0.750
6	THE COMMANDENT, S.A.P CAMP, OOLAMPARA TVM,	0.713
7	THE COMMISSIONER OF POLICE, CITY POLICE (Vanitha Police Station), TC.26/244-1-2, THIRUVANANTHAPURAM.	0.706
8	THE PRINCIPAL, GB-DENTAL COLLEGE,MC, MEDICAL COLLEGE P.O., TVM	0.560
9	COMMISSIONER OF CORPORATION, SPRAY FOUNTAIN, PALAYAM MARKET, THIRUVANANTHAPURAM.	0.529
10	I.G.OF POLICE, TVPM., KERALA.,	0.524

BPL DATA

BPL CONNECTIONS AS % OF TOTAL LIVE CONNECTIONS



● BPL CONNECTIONS ● TOTAL LIVE CONNECTIONS

TOTAL NO OF BPL CONNECTIONS

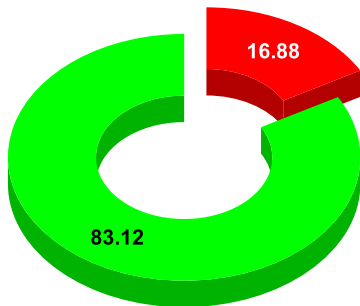
AS ON JULY 2023

909

COMPREHENSIVE INDEX

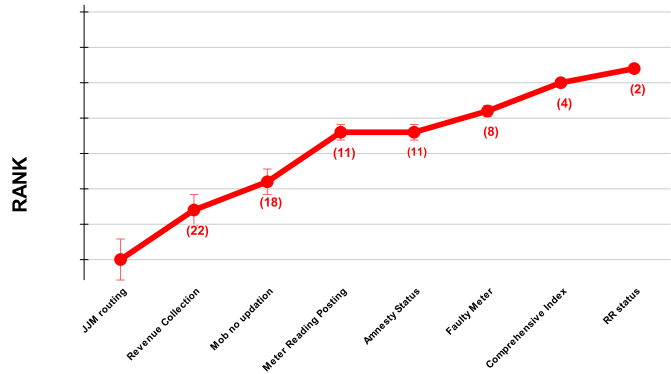
Marks	Total marks	Rank
83.12	100	4

MARKS OBTAINED



● Percent Score to be Achieved ● Percent Score Achieved

DIVISION RANK IN VARIOUS PARAMETERS



Marks	Total marks	Rank
83.12	100	4

COMPREHENSIVE INDEX

REVENUE COLLECTION ACHIEVEMENT

METER READING POSTING

FAULTY METER REPLACEMENT

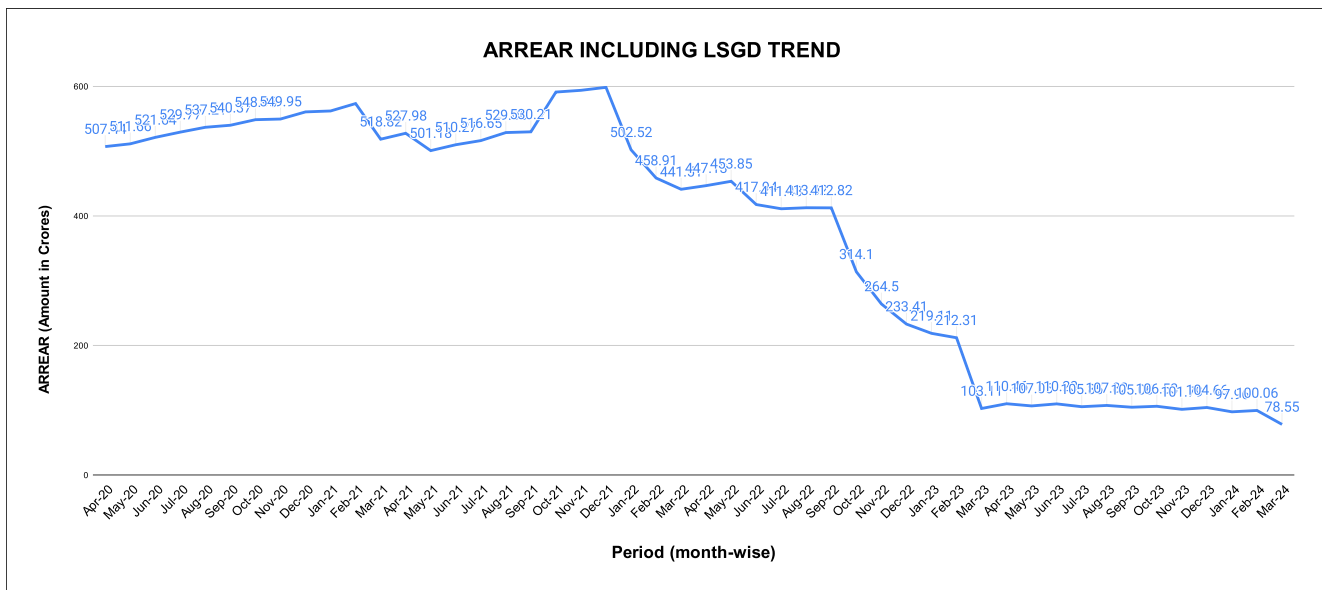
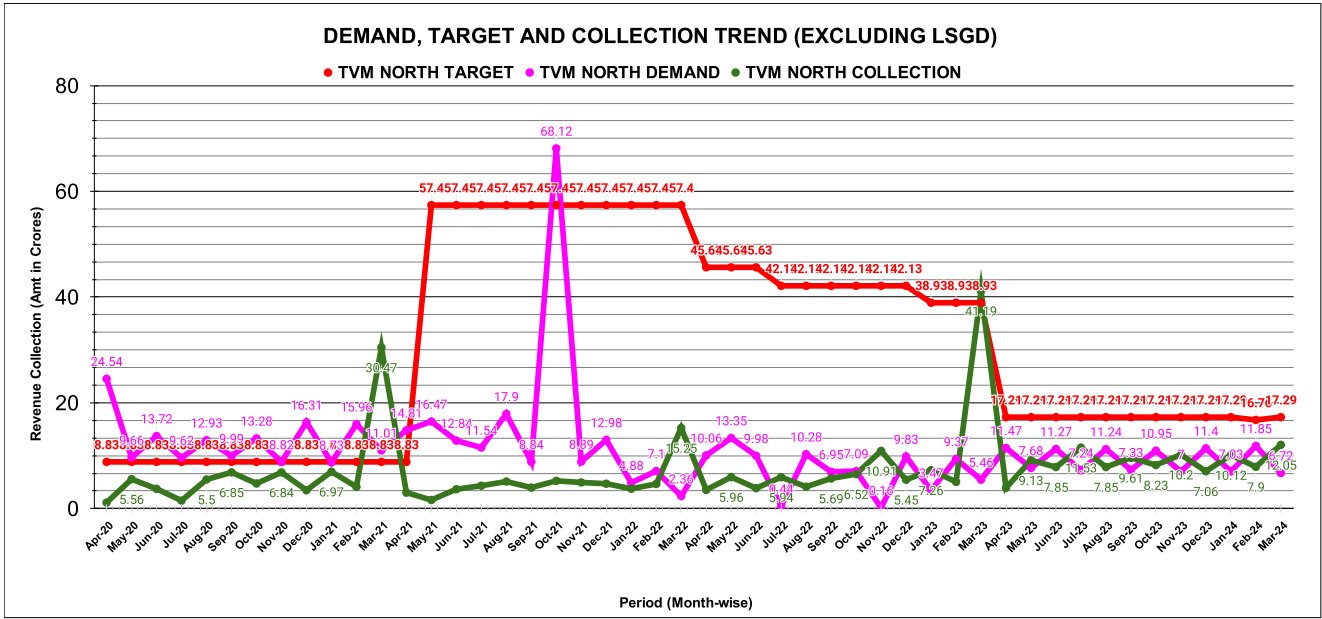
MOBILE NO UPDATION

REVENUE RECOVERY STATUS

JAL JEEVAN MISSION ROUTING

AMNESTY

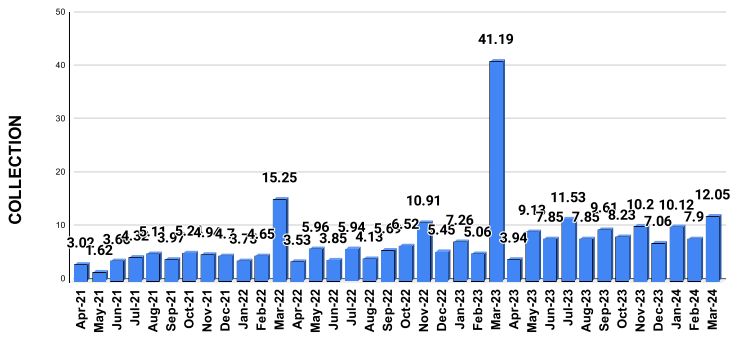
Marks	Total marks	Rank
83.12	100	4
13.92	25	22
16.00	16	11
19.49	20	8
10.00	10	18
7.38	8	2
0.00	10	29
8.02	11	11



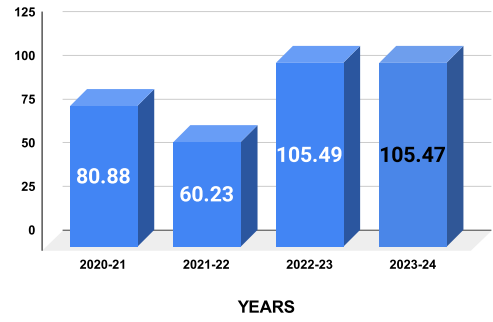
COLLECTION IN LAKHS

YEAR	April	May	June	July	August	September	October	November	December	January	February	March
2020-21	113	556	374	150	550	685	474	684	347	697	411	3,047
2021-22	302	162	366	432	511	397	524	494	470	375	465	1,525
2022-23	353	596	385	594	413	569	652	1,091	545	726	506	4,119
2023-24	394	913	785	1,153	785	961	823	1,020	706	1,012	790	1,205
YEAR	2020-21	2021-22	2022-23	2023-24								
COLLECTION IN LAKHS	8,087	6,021	10,551	10,548								

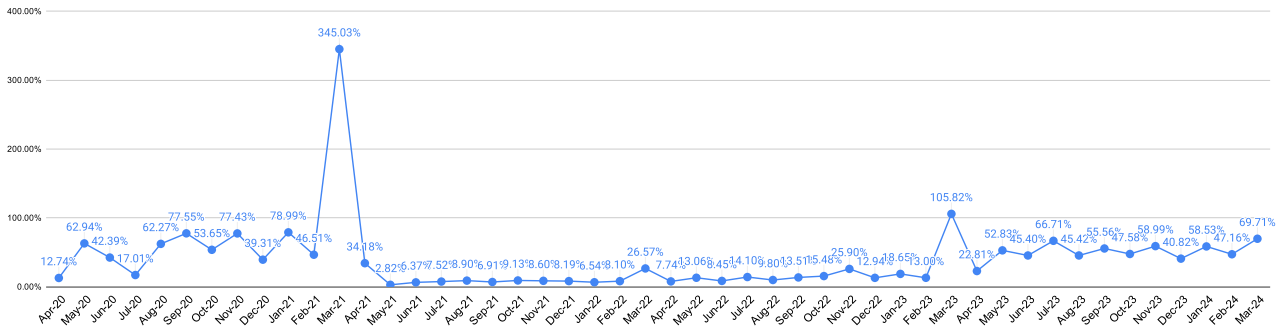
REVENUE COLLECTION TREND



REVENUE COLLECTION FOR LAST 4 YEARS IN CRORES

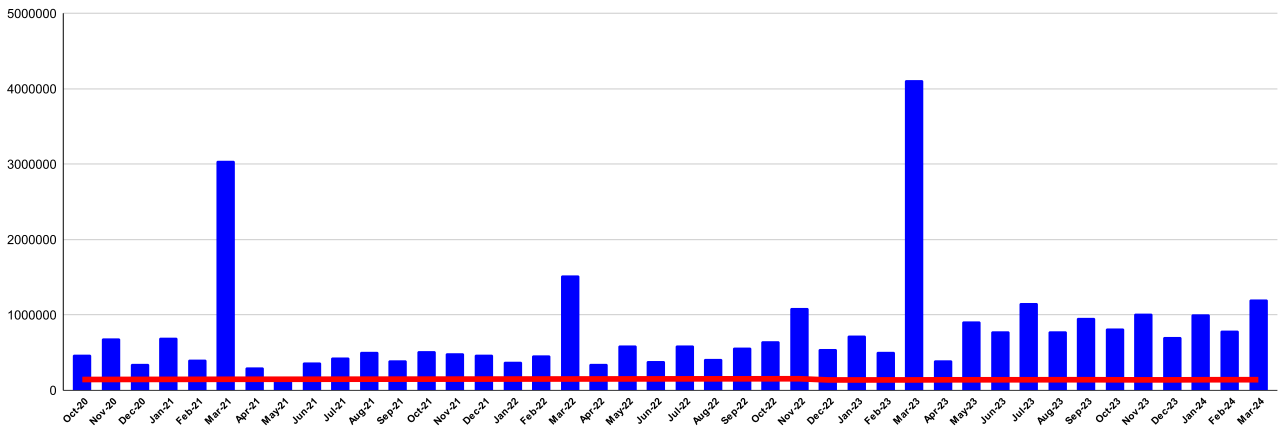


REVENUE COLLECTION ACHIEVEMENT IN PERCENTAGE



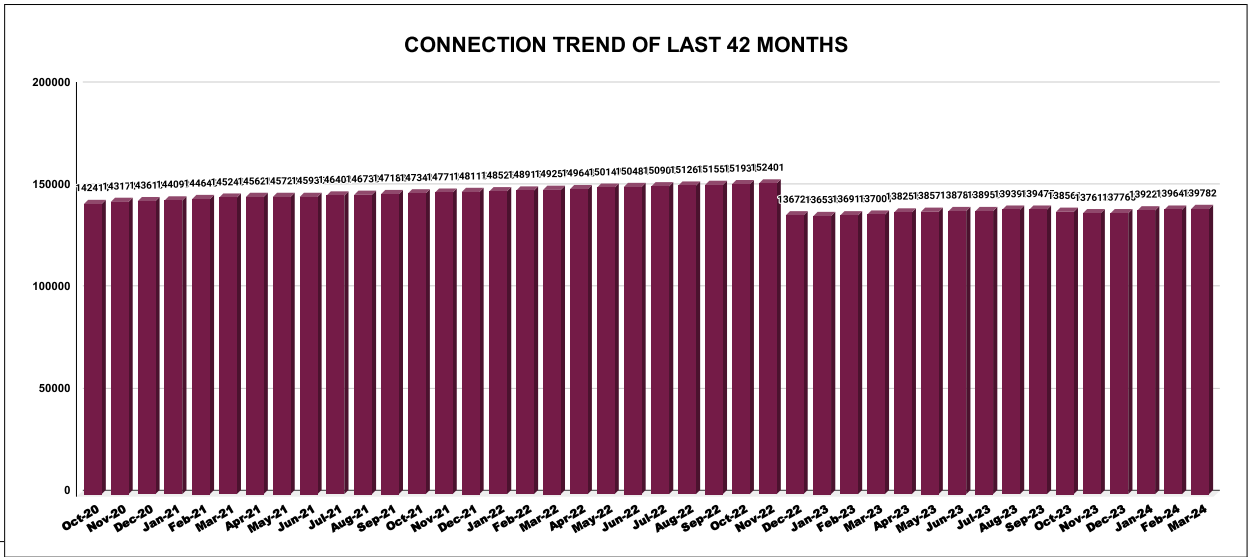
COLLECTIONS VS CONNECTIONS TREND FOR THE LAST 42 MONTHS

■ COLLECTION - CONNECTION

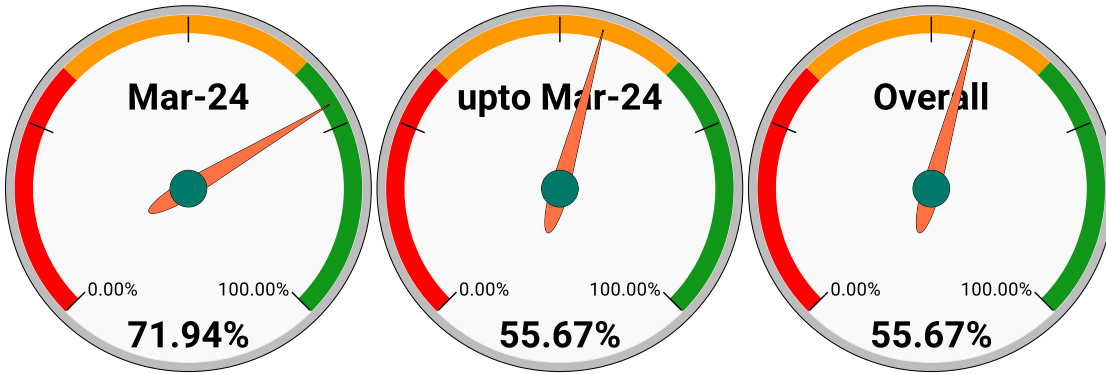


CONNECTION OF LAST 48 MONTHS

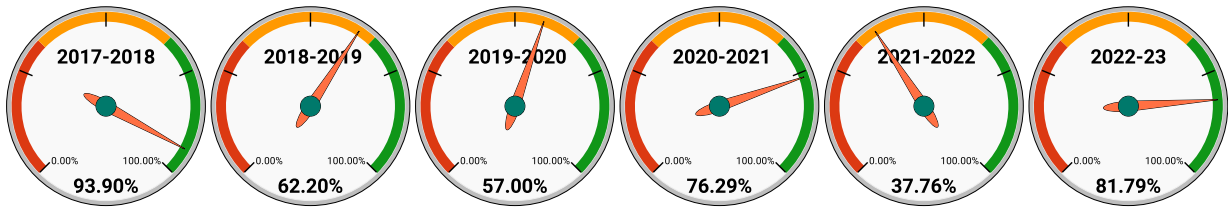
YEAR	April	May	June	July	August	September	October	November	December	January	February	March
2020-21	1,40,564	1,40,838	1,41,224	1,41,291	1,41,679	1,42,083	1,42,414	1,43,174	1,43,613	1,44,099	1,44,646	1,45,246
2021-22	1,45,621	1,45,728	1,45,935	1,46,404	1,46,733	1,47,182	1,47,341	1,47,711	1,48,115	1,48,526	1,48,915	1,49,257
2022-23	1,49,648	1,50,147	1,50,484	1,50,900	1,51,269	1,51,553	1,51,934	1,52,401	1,36,729	1,36,534	1,36,915	1,37,001
2023-24	1,38,254	1,38,571	1,38,789	1,38,950	1,39,391	1,39,475	1,38,561	1,37,613	1,37,766	1,39,221	1,39,642	1,39,782



Revenue Targets & Achievements for the year 2023-24



Previous 6 year Target Achievement




METER READING POSTING			Marks	Total marks	Rank
			16.00	16	11

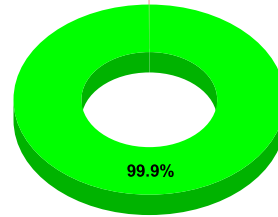
Total No. of Live connection on October	Total No. of readings posted on October	Total Readings of October against 50% Total Live Connections of October 23
132,370	66,449	100.40%
Total No. of Live connection on December	Total No. of readings posted on December	Total Readings of December against 50% Total Live Connections of December 23
130,931	65,143	99.51%
Total No. of Live connection on February	Total No. of readings posted on February	Total Readings of February against 50% Total Live Connections of February 24
131,781	64,668	98.14%

Total No. of Live connection on November	Total No. of readings posted on November	Total Readings of November against 50% Total Live Connections of November 23
131,123	65,527	99.95%
Total No. of Live connection on January	Total No. of readings posted on January	Total Readings of January against 50% Total Live Connections of January 24
131,043	67,402	102.87%
Total No. of Live connection on March	Total No. of readings posted on March	Total Readings of March against 50% Total Live Connections of March 24
133,257	67,695	101.60%

METER READING POSTING % AGAINST NUMBER OF LIVE CONNECTIONS OF OCTOBER

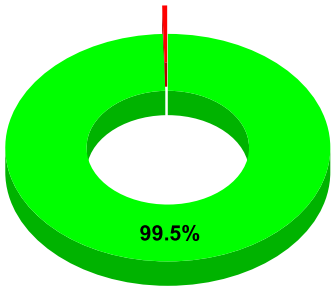


METER READING POSTING % AGAINST NUMBER OF LIVE CONNECTIONS OF NOVEMBER



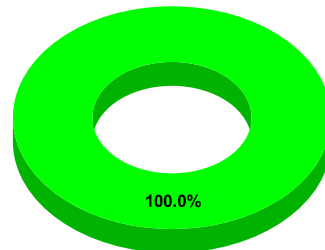
● METER READINGS POSTED ● METER READINGS TO BE POSTED

METER READING POSTING % AGAINST NUMBER OF LIVE CONNECTIONS OF DECEMBER




● METER READINGS POSTED ● METER READINGS TO BE POSTED

METER READING POSTING % AGAINST NUMBER OF LIVE CONNECTIONS OF JANUARY



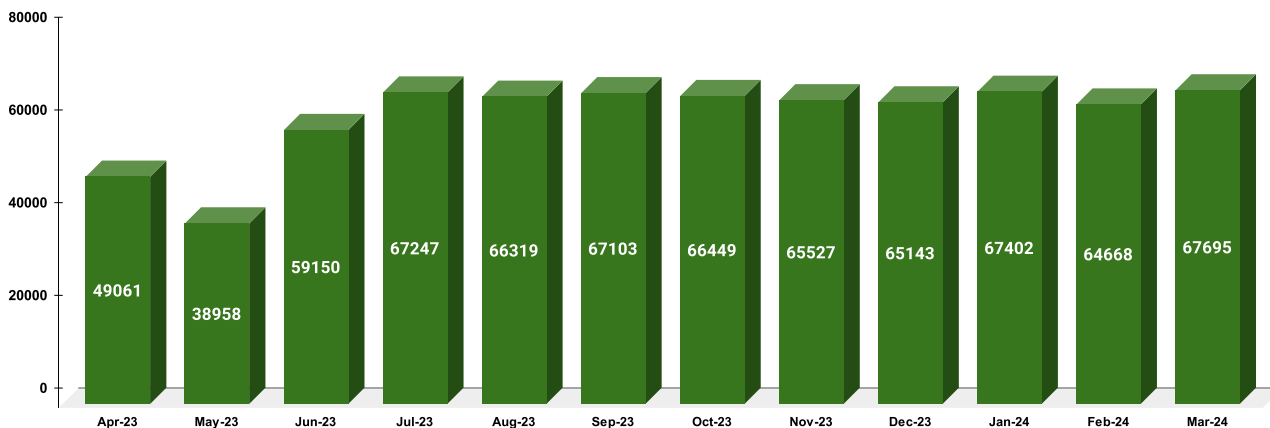
● METER READINGS POSTED

METER READING POSTING % AGAINST NUMBER OF LIVE CONNECTIONS OF FEBRUARY



METER READING POSTING % AGAINST NUMBER OF LIVE CONNECTIONS OF MARCH

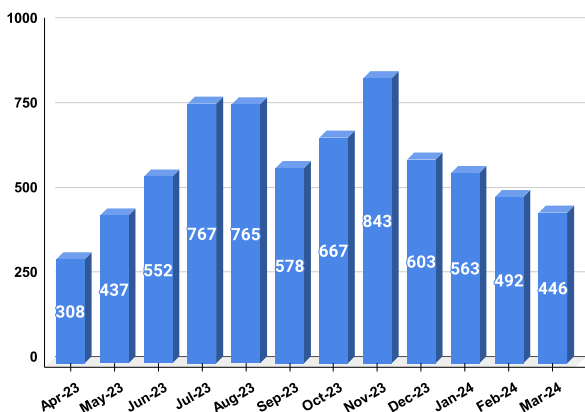
METER READING POSTED FOR LAST 12 MONTHS



FAULTY METER

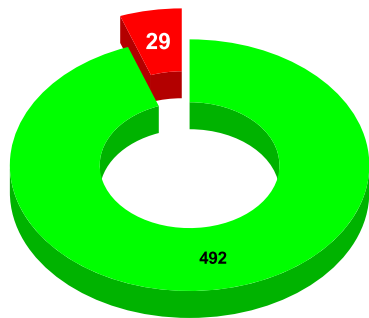
Marks	Total marks	Rank
19.49	20	8

FAULTY METER REPLACEMENT OF LAST 12 MONTHS



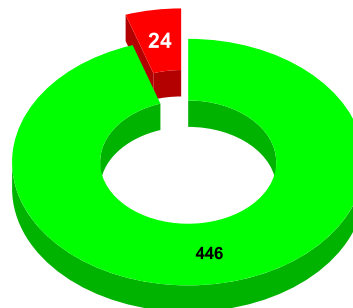
MONTH	Total No. of Faulty meters	Number of Faulty meter replaced	Number of Faulty meter pending
OCTOBER	2,727	667	2,060
NOVEMBER	1,479	843	636
DECEMBER	819	603	216
JANUARY	582	563	19
FEBRUARY	521	492	29
MARCH	470	446	24

FAULTY METER REPLACED VS FAULTY METER TO BE REPLACED ON FEBRUARY



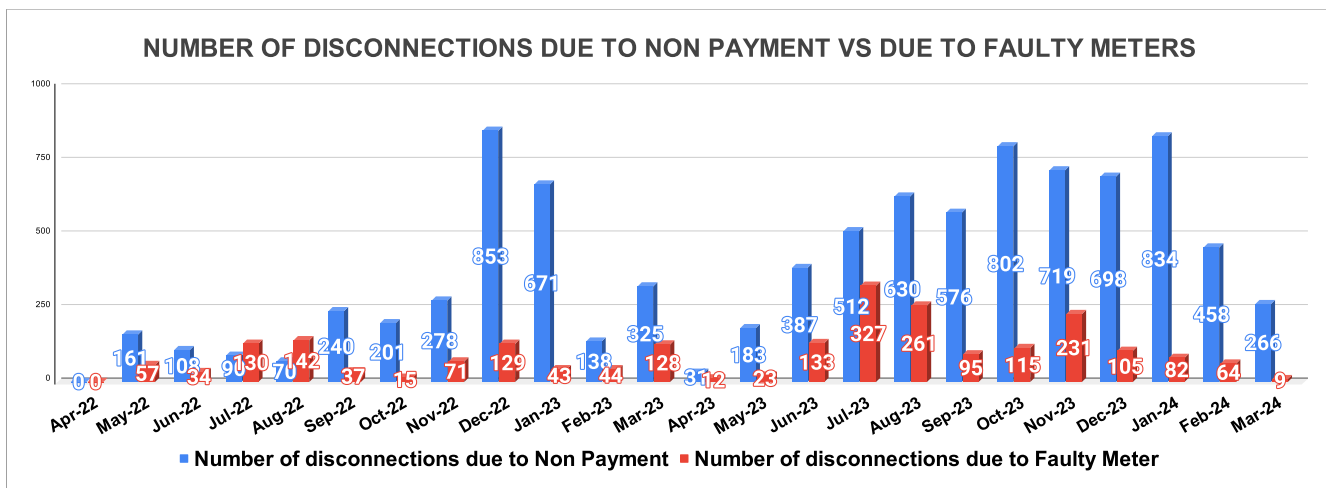
- NO OF FAULTY METERS REPLACED
- FAULTY METERS TO BE REPLACED

FAULTY METER REPLACED VS FAULTY METER TO BE REPLACED ON MARCH

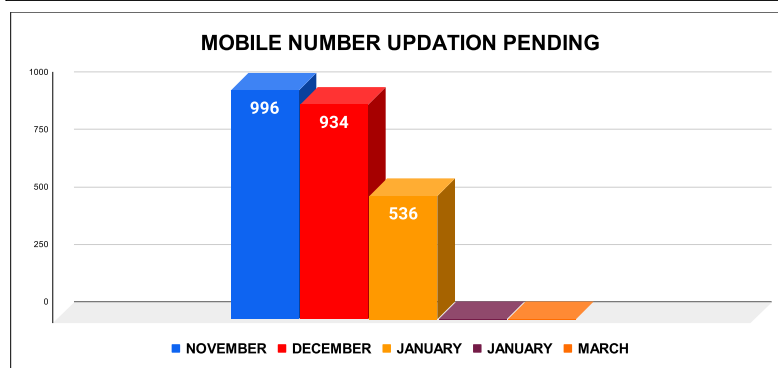


- NO OF FAULTY METERS REPLACED
- FAULTY METERS TO BE REPLACED

DISCONNECTION STATUS										Marks	Total marks	Rank
										-	-	-
DISCONNECTI ONS	APRIL	MAY	JUNE	JULY	AUGUST	SEPTEMBER	OCTOBER	NOVEMBER	DECEMBER	JANUARY	FEBRUARY	MARCH
DUE TO NON PAYMENT ()	0	161	108	90	70	240	201	278	853	671	138	325
DUE TO FAULTY METER ()	0	57	34	130	142	37	15	71	129	43	44	128
DUE TO NON PAYMENT ()	31	183	387	512	630	576	802	719	698	834	458	266
DUE TO FAULTY METER ()	12	23	133	327.00	261	95	115	231	105	82	64	9

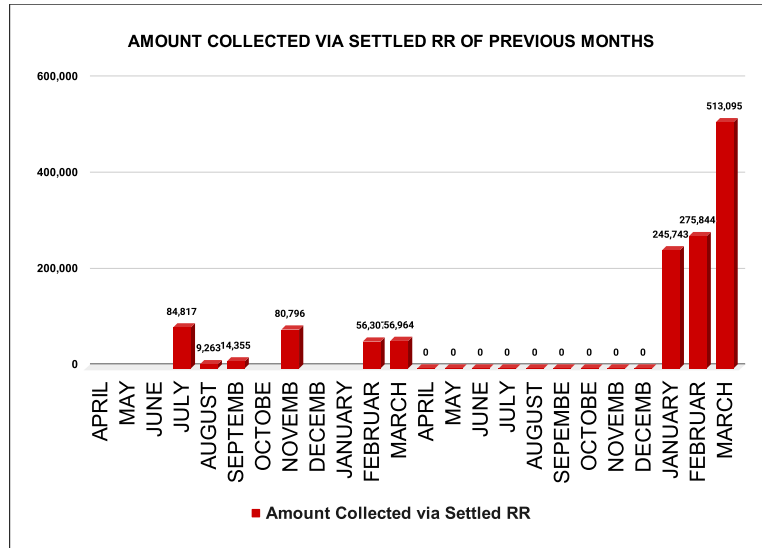


MOBILE NUMBER UPDATION					Marks	Total marks	Rank
					10.00	10	18



Mobile Number updation pending				
NOVEMBER	DECEMBER	JANUARY	FEBRUARY	MARCH
996	934	536	0	0

REVENUE RECOVERY STATUS	Marks	Total marks	Rank
	7.38	8	2



MONTH	No of RR Notices Issued	No of RR Proceed	No Of RR Settled	Amount Collected via Settled RR
OCTOBER	447	176	0	0
NOVEMBER	412	303	0	0
DECEMBER	718	144	0	0
JANUARY	669	164	36	245,743
FEBRUARY	370	348	45	275,844
MARCH	188	541	81	513,095

JAL JEEVAN MISSION ROUTING	Marks	Total marks	Rank
	0.00	10	29

CONNECTIONS ROUTED THROUGH E ABACUS & PENDING TO BE ROUTED AS ON FEB 2024

MONTH	Total No of JJM Connection	No of connection routed in e-Abacus	Balance connection to be routed
OCTOBER	0	0	0
NOVEMBER	0	0	0
DECEMBER	0	0	0

CONNECTIONS ROUTED THROUGH E ABACUS & PENDING TO BE ROUTED AS ON MAR 2024

MONTH	Total No of JJM Connection	No of connection routed in e-Abacus	Balance connection to be routed
JANUARY	0	0	0
FEBRUARY	0	0	0
MARCH	0	0	0

Sources of data	
Revenue Collection Data	DCB based on E-abacus data collected from Divisions and consolidated by RMC
Amnesty Data	Summary of Live data submitted by Revenue Division via Google sheet shared
Meter Reading Data	Data collected from division via google sheets
Faulty Meter Replacement Data	Data collected from division via google sheets
JJM Reading Posting	Data collected from division via google sheets
Moile Number updation Status	Data collected from division via google sheets
Disconnection data	Data collected from division via google sheets
BPL data	Data provided from DBA
Arrear Break up	Govt. Arrear , Central Govt. Arrear as on January based on e-abacus ; LSGD data based on DCB
Total Arrears and Total Connections	Data from DCB
Top Defaulters	Arrear data from E-abacus as on January