



# കേരള ജല അതോറിറ്റി

<b>PATHANAMTHITTA</b>	JANUARY	Report Generated at 27/02/2024 12:39:49	<b>Rank -20</b>
-----------------------	---------	---	-----------------

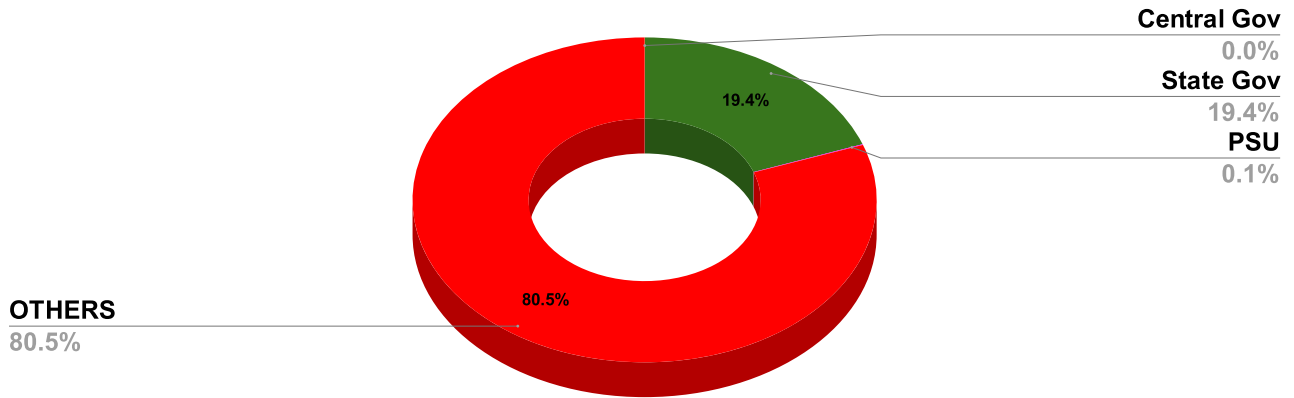
<b>Name of Executive Engineer</b>	Sri. Mohd. Rashid
-----------------------------------	-------------------

<b>Name of Revenue officer</b>	Sri.Padma Kumar K P
--------------------------------	---------------------

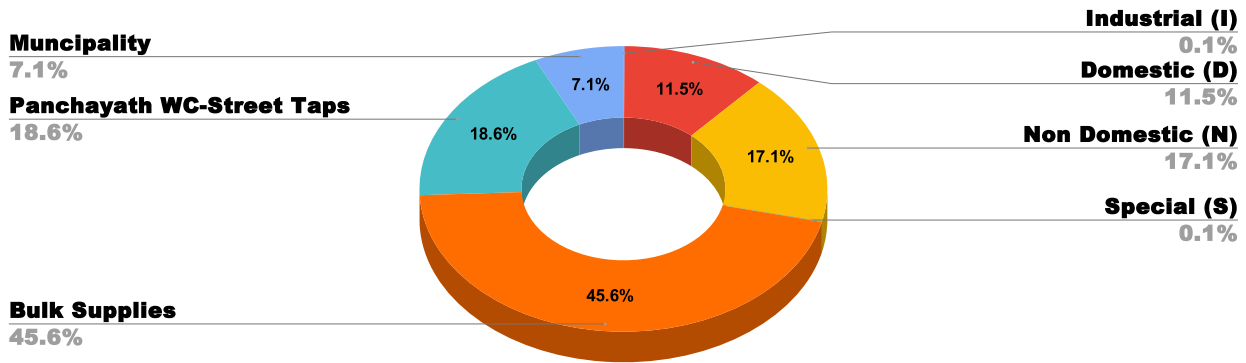
<b>CONNECTIONS AS ON AS ON JANUARY :</b>	<b>91,724</b>	<b>ARREARS IN CRORE AS ON JANUARY :</b>	<b>23.39</b>
--	---------------	---	--------------

ARREARS				
STATE GOVERNMENT	CENTRAL GOVERNMENT	PSU	OTHERS	LSGD
4,54,04,057	45,920	1,67,874	18,82,72,991	8,09,12,708

## ARREAR BREAK UP INCLUDING LSGD

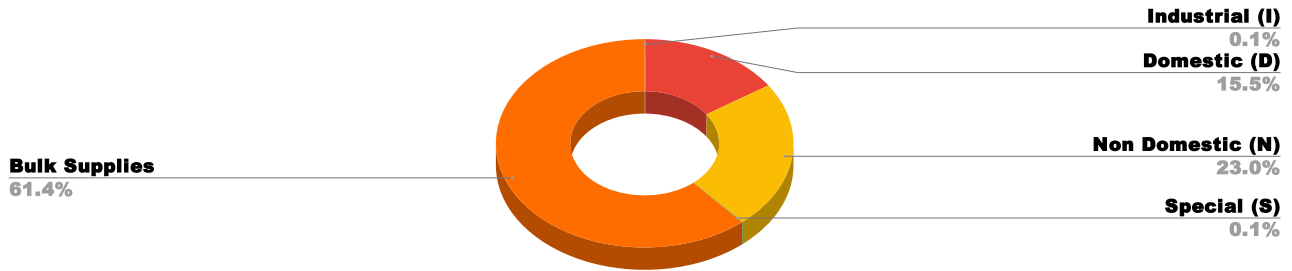


## ARREARS INCLUDING LSGD

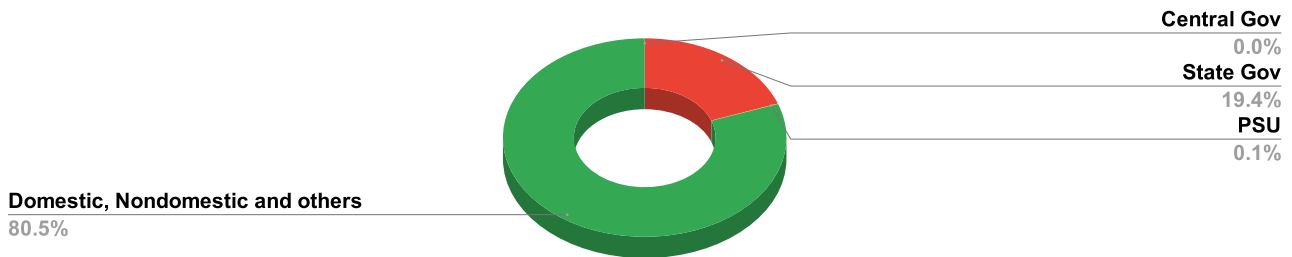


DOMESTIC	NON DOMESTIC	INDUSTRIAL	SPECIAL	BULK SUPPLY	Panchayath WC-Street Taps	Municipality WC -Street Taps	Corporation WC - Street Taps
3,62,08,612	5,37,06,229	3,04,024	1,76,228	14,34,95,749	5,85,34,335	2,23,78,373	0

### ARREARS WITH OUT LSGD



### ARREAR BREAK UP WITH OUT LSGD

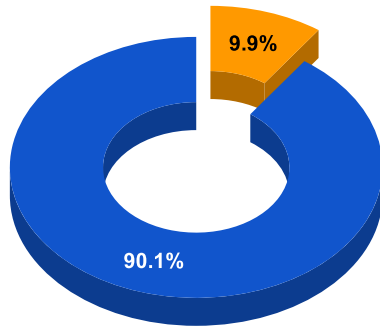


### TOP DEFAULTERS OF PATHANAMTHITTA FOR THE MONTH OF JANUARY

SL NO	NAME	ARREAR(IN CRORES)
1	THE DIST; COLLECTER, MINI CIVIL STATION, THAHASILDAR, KOZHENCHERRY	0.861
2	THE SUPDT, DIST .HOSPITAL, KOZHENCHERRY, .	0.370
3	THE SUPERINTENDENT, GENARAL HOSPITAL, PATHANAMTHITTA, .	0.161
4	THE SUPERINTENDANT, GENERAL HOSPITAL, B& C BLOCK, PATHANAMTHITTA P.O	0.146
5	THE SUPERINTENDENT, THALUK HOSPITAL, RANNI P O, RANNI	0.075
6	THE MEDICAL OFFICER, GOVT : HOSPITAL, ADOOR,	0.070
7	SUNOJ KURIAN, NEDUMPRATHU, MULAKKUZHA, PALAKKUNNEL, ATHIRUMPUZHA, HOTEL PARK (GOVT.	0.044
8	RAJAPPAN PILLAI, PRAGATHI ENGLISH MEDIUM SCHOOL, MALLASSERY P O, PRAMADOM	0.043
9	THE PRINCIPAL, 401/A, WARD 1, MEDICAL EDUCATION, HEALTH DEPARTMENT, KONNI MEDICAL COLLEGE, KUMMANNOOR P O, .....	0.031
10	LALU VARGHESE, KONNAYIL LALU VILLA, ADOOR.P.O (LALS HOTEL), CENTRAL ADOOR	0.026

## BPL DATA

BPL CONNECTIONS AS % OF TOTAL LIVE CONNECTIONS



● BPL CONNECTIONS ● TOTAL LIVE CONNECTIONS

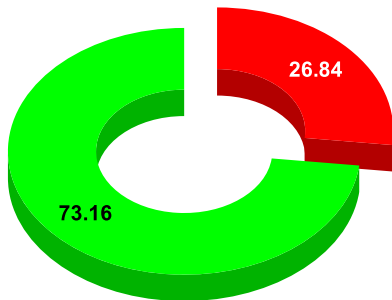
### TOTAL NO OF BPL CONNECTIONS

AS ON JULY 2023	8,763
-----------------	-------

## COMPREHENSIVE INDEX

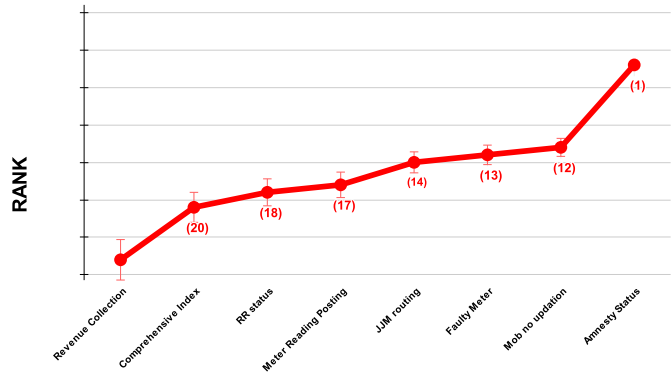
Marks	Total marks	Rank
73.16	100	20

MARKS OBTAINED



● Percent Score to be Achieved ● Percent Score Achieved

DIVISION RANK IN VARIOUS PARAMETERS



### COMPREHENSIVE INDEX

### REVENUE COLLECTION ACHIEVEMENT

### METER READING POSTING

### FAULTY METER REPLACEMENT

### MOBILE NO UPDATION

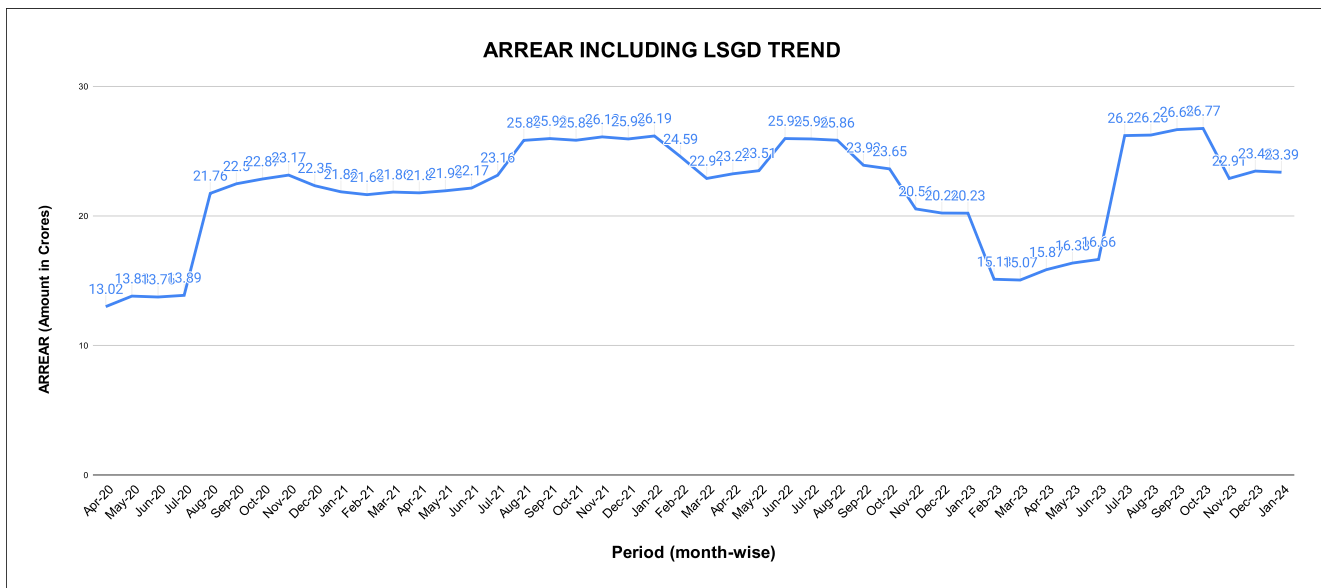
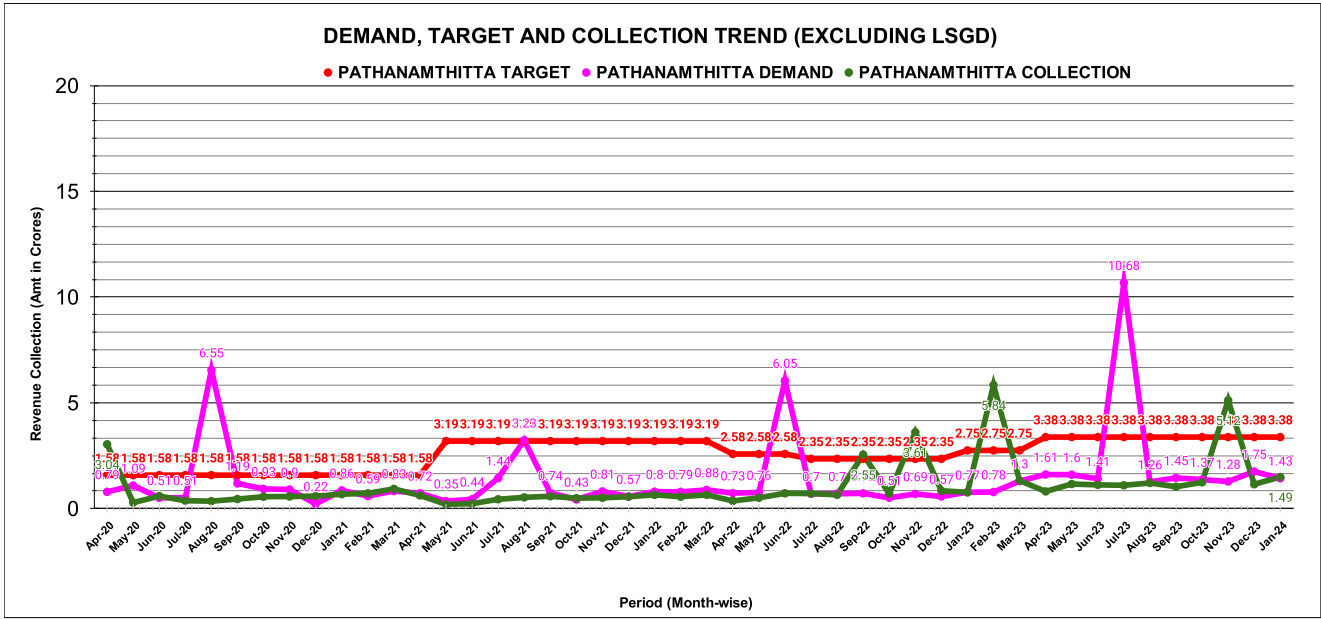
### REVENUE RECOVERY STATUS

### JAL JEEVAN MISSION ROUTING

### AMNESTY

Marks	Total marks	Rank
73.16	100	20
11.55	25	27
15.54	16	17
14.31	20	13
10.00	10	12
1.30	8	18
10.00	10	14
10.46	11	1



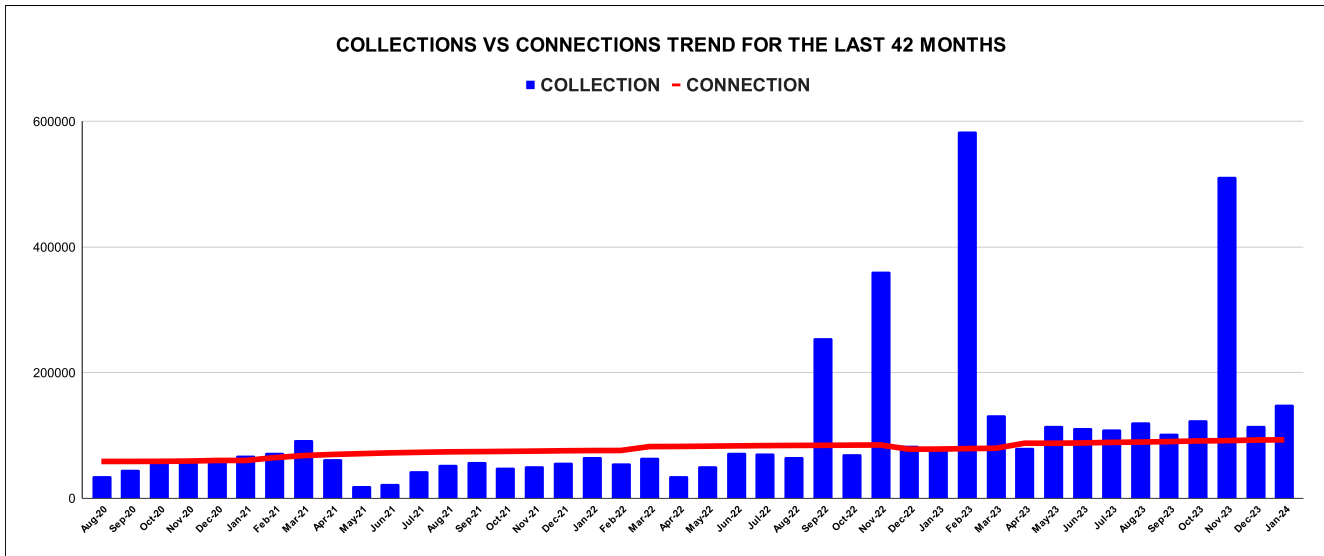
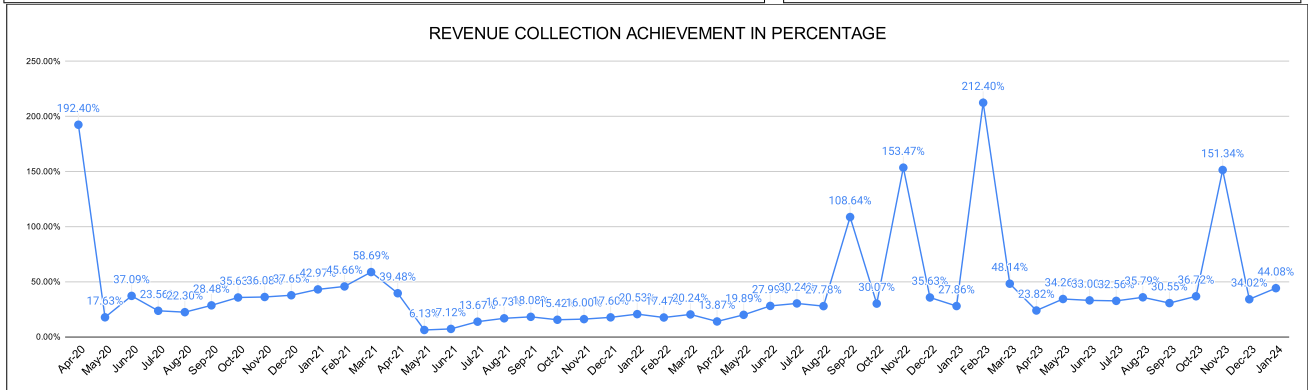
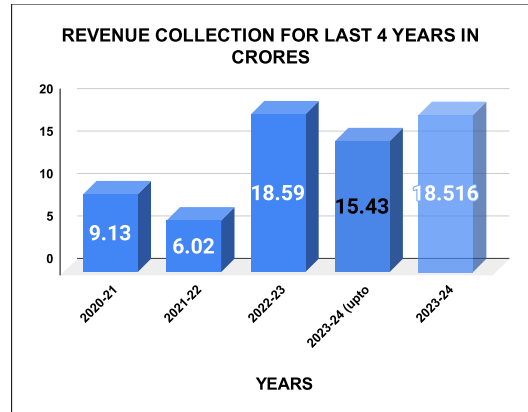
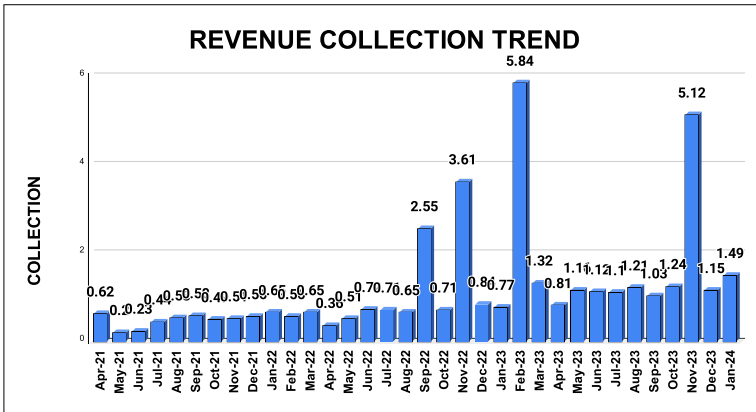


### COLLECTION IN LAKHS

YEAR	April	May	June	July	August	September	October	November	December	January	February	March
2020-21	304	28	59	37	35	45	56	57	59	68	72	93
2021-22	62	20	23	44	53	58	49	51	56	65	56	65
2022-23	36	51	72	71	65	255	71	361	84	77	584	132
2023-24	81	116	112	110	121	103	124	512	115	149		

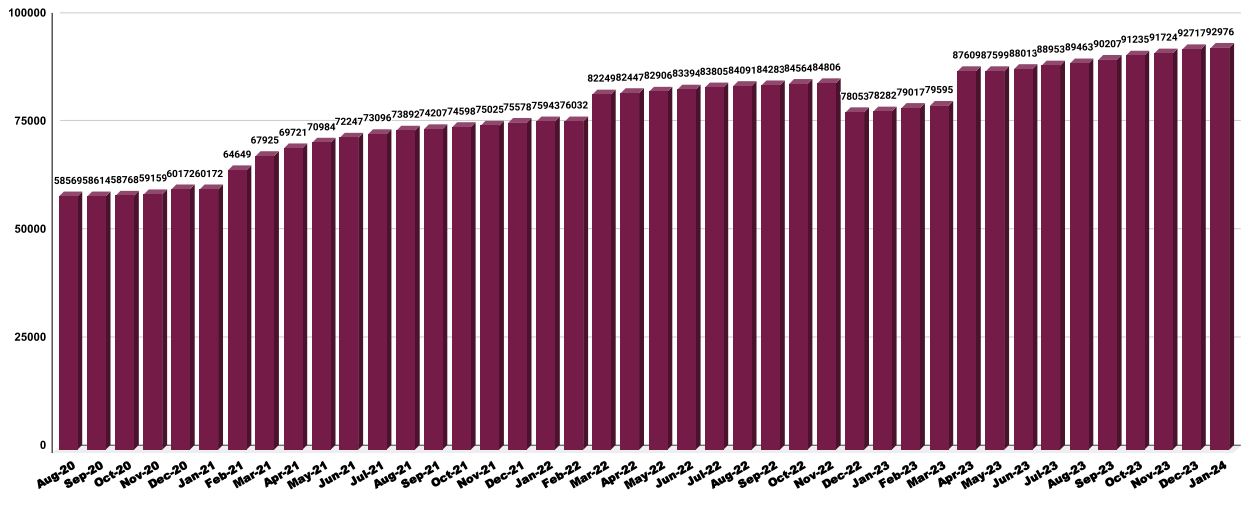
YEAR	2020-21	2021-22	2022-23	2023-24
COLLECTION IN LAKHS	913	601	1,859	1,542



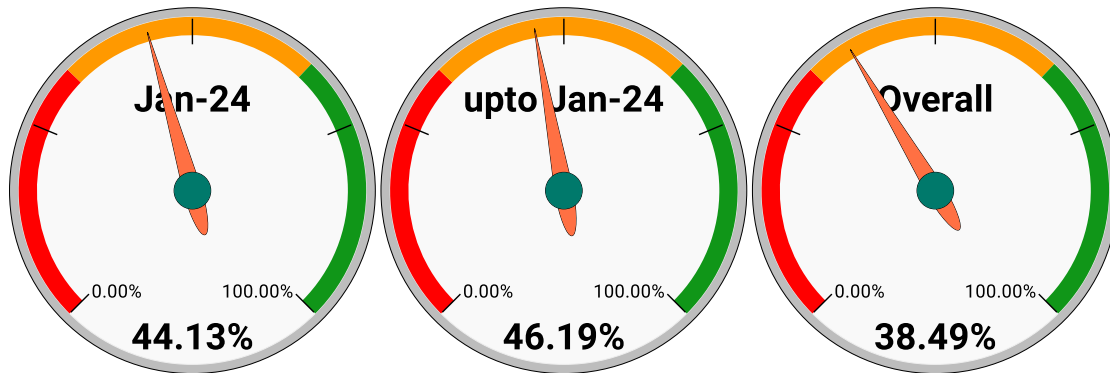
### CONNECTION OF LAST 46 MONTHS

YEAR	April	May	June	July	August	September	October	November	December	January	February	March
2020-21	58,147	58,320	58,565	58,494	58,569	58,614	58,768	59,159	60,172	60,172	64,649	67,925
2021-22	69,721	70,984	72,247	73,096	73,892	74,207	74,598	75,025	75,578	75,943	76,032	82,249
2022-23	82,447	82,906	83,394	83,805	84,091	84,283	84,564	84,806	78,053	78,282	79,017	79,595
2023-24	87,609	87,599	88,013	88,953	89,463	90,207	91,235	91,724	92,717	92,976		

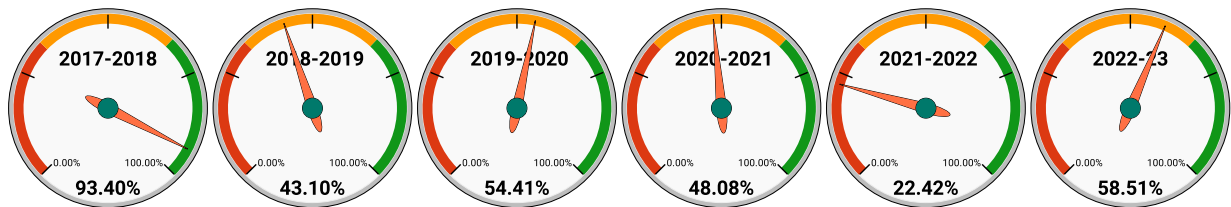
### CONNECTION TREND OF LAST 42 MONTHS



### Revenue Targets & Achievements for the year 2023-24



### Previous 6 year Target Achievement

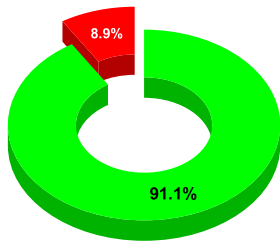


METER READING POSTING			Marks	Total marks	Rank
			15.54	16	17

Total No. of Live connection on August	Total No. of readings posted on August	Total Readings of August against 50% Total Live Connections of August 23
83,172	37,888	91.11%
Total No. of Live connection on October	Total No. of readings posted on October	Total Readings of October against 50% Total Live Connections of October 23
85,842	42,835	99.80%
Total No. of Live connection on December	Total No. of readings posted on December	Total Readings of December against 50% Total Live Connections of December 23
84,393	40,009	94.82%

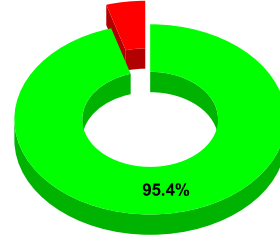
Total No. of Live connection on September	Total No. of readings posted on September	Total Readings of September against 50% Total Live Connections of September 23
57,947	27,631	95.37%
Total No. of Live connection on November	Total No. of readings posted on November	Total Readings of November against 50% Total Live Connections of November 23
82,922	40,205	96.97%
Total No. of Live connection on January	Total No. of readings posted on January	Total Readings of January against 50% Total Live Connections of January 24
84,957	40,267	94.79%

METER READING POSTING % AGAINST NUMBER OF LIVE CONNECTIONS OF AUGUST



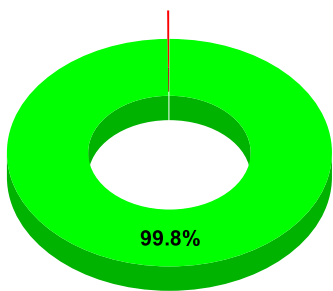
● METER READINGS POSTED ● METER READINGS TO BE POSTED

METER READING POSTING % AGAINST NUMBER OF LIVE CONNECTIONS OF SEPTEMBER



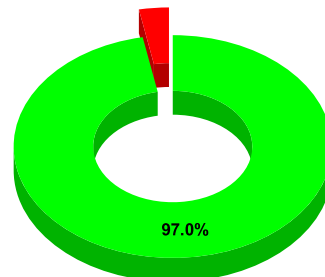
● METER READINGS POSTED ● METER READINGS TO BE POSTED

METER READING POSTING % AGAINST NUMBER OF LIVE CONNECTIONS OF OCTOBER



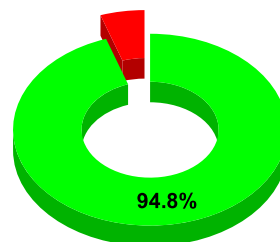
● METER READINGS POSTED ● METER READINGS TO BE POSTED

METER READING POSTING % AGAINST NUMBER OF LIVE CONNECTIONS OF NOVEMBER



● METER READINGS POSTED ● METER READINGS TO BE POSTED

METER READING POSTING % AGAINST NUMBER OF LIVE CONNECTIONS OF DECEMBER

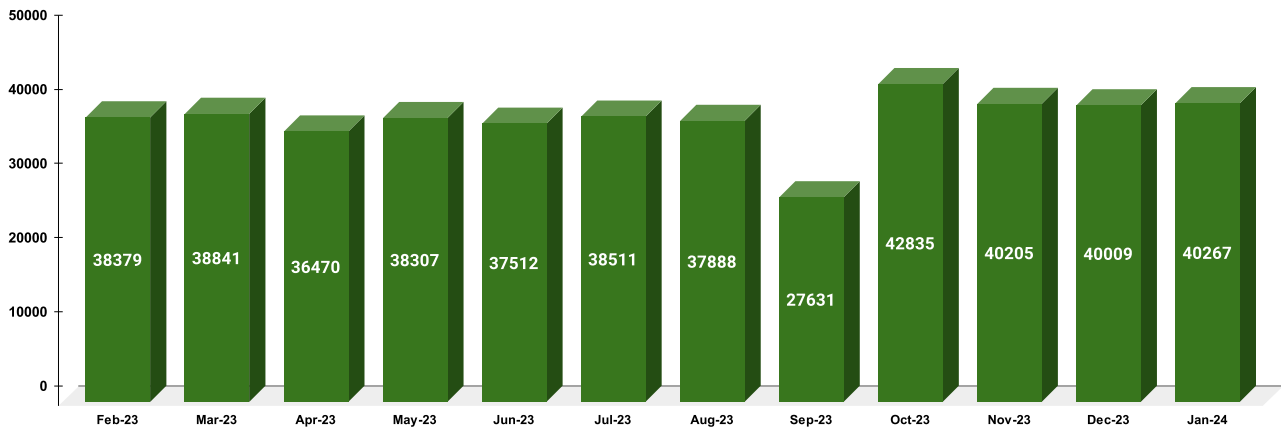


● METER READINGS POSTED ● METER READINGS TO BE POSTED

METER READING POSTING % AGAINST NUMBER OF LIVE CONNECTIONS OF JANUARY



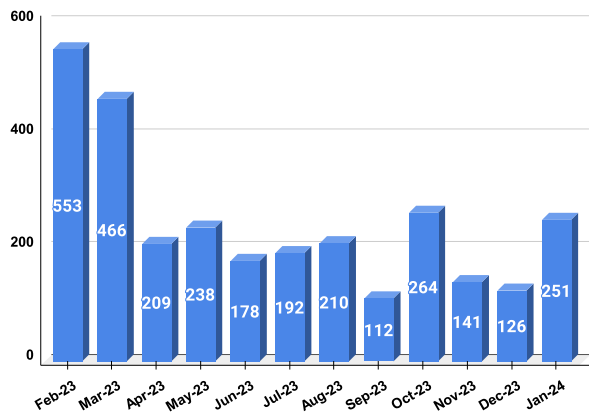
### METER READING POSTED FOR LAST 12 MONTHS



### FAULTY METER

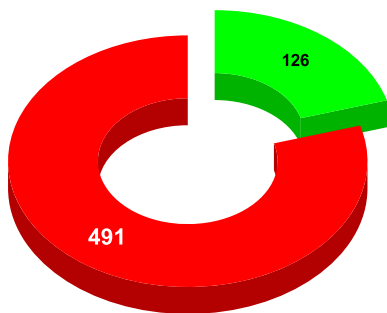
Marks	Total marks	Rank
14.31	20	13

#### FAULTY METER REPLACEMENT OF LAST 12 MONTHS




MONTH	Total No. of Faulty meters	Number of Faulty meter replaced	Number of Faulty meter pending
AUGUST	585	210	375
SEPTEMBER	281	112	169
OCTOBER	777	264	513
NOVEMBER	591	141	450
DECEMBER	617	126	491
JANUARY	577	251	326

#### FAULTY METER REPLACED VS FAULTY METER TO BE REPLACED ON DECEMBER



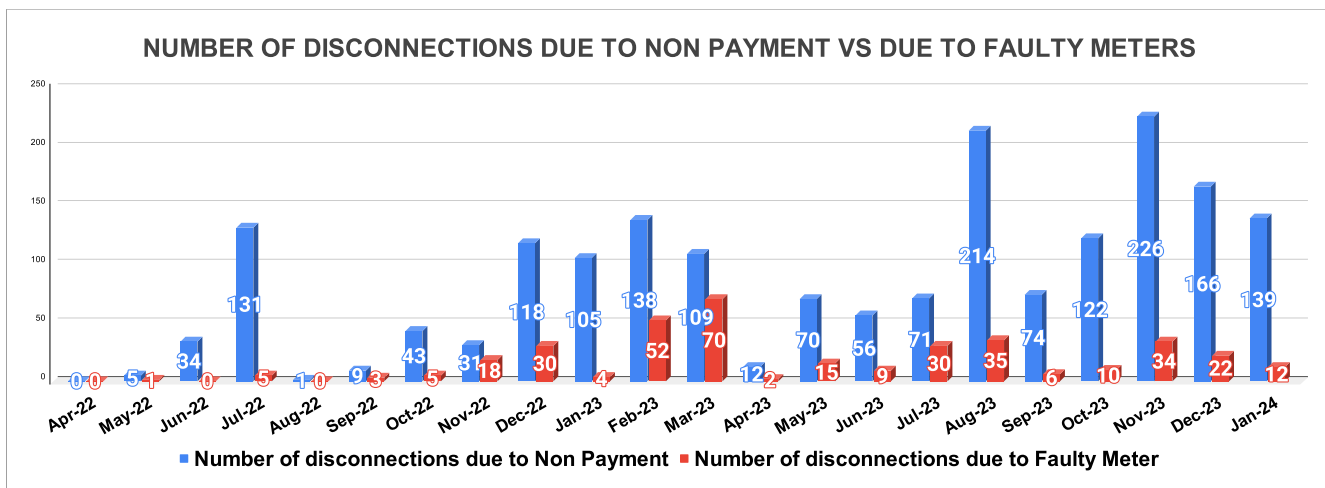
- NO OF FAULTY METERS REPLACED
- FAULTY METERS TO BE REPLACED

#### FAULTY METER REPLACED VS FAULTY METER TO BE REPLACED ON JANUARY

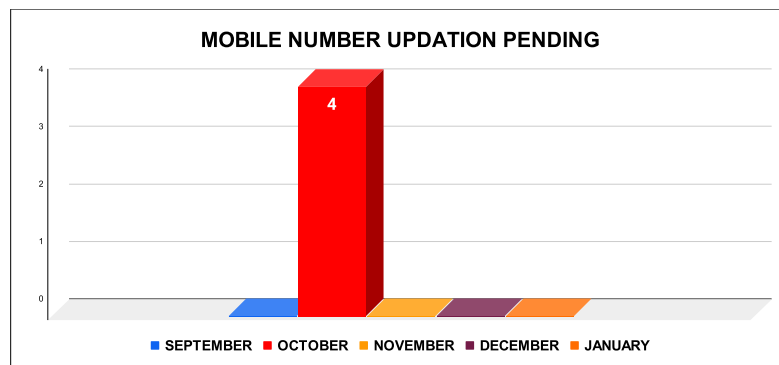


- NO OF FAULTY METERS REPLACED
- FAULTY METERS TO BE REPLACED

DISCONNECTION STATUS										Marks	Total marks	Rank
										-	-	-
DISCONNECTI ONS	APRIL	MAY	JUNE	JULY	AUGUST	SEPTEMBER	OCTOBER	NOVEMBER	DECEMBER	JANUARY	FEBRUARY	MARCH
DUE TO NON PAYMENT ( )	0	5	34	131	1	9	43	31	118	105	138	109
DUE TO FAULTY METER ( )	0	1	0	5	0	3	5	18	30	4	52	70
DUE TO NON PAYMENT ( )	12	70	56	71	214	74	122	226	166	139		
DUE TO FAULTY METER ( )	2	15	9	30.00	35	6	10	34	22	12		

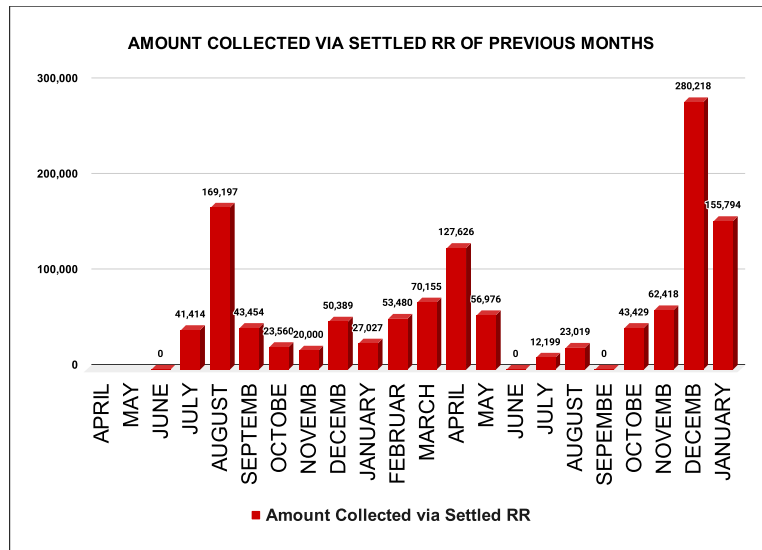


MOBILE NUMBER UPDATION					Marks	Total marks	Rank
					10.00	10	12



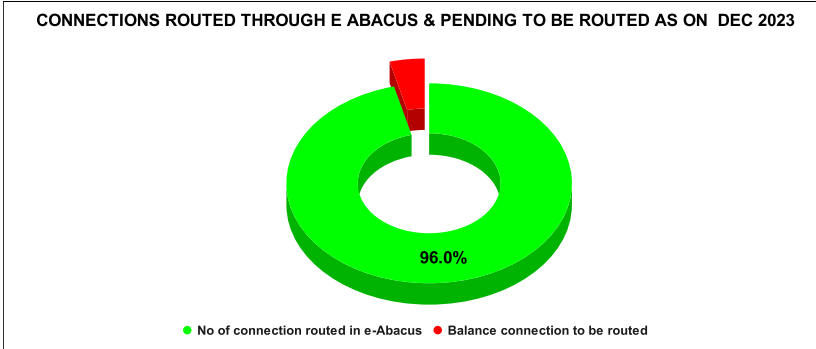
Mobile Number updation pending				
SEPTEMBER	OCTOBER	NOVEMBER	DECEMBER	JANUARY
0	4	0	0	0

REVENUE RECOVERY STATUS	Marks	Total marks	Rank
	<b>1.30</b>	<b>8</b>	<b>18</b>

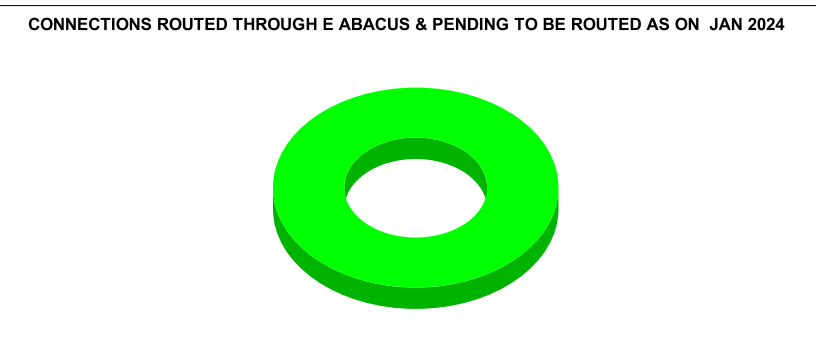


MONTH	No of RR Notices Issued	No of RR Proceed	No Of RR Settled	Amount Collected via Settled RR
AUGUST	18	0	2	23,019
SEPTEMBER	0	0	0	0
OCTOBER	7	28	6	43,429
NOVEMBER	5	10	7	62,418
DECEMBER	56	26	48	280,218
JANUARY	56	56	26	155,794

JAL JEEVAN MISSION ROUTING	Marks	Total marks	Rank
	<b>10.00</b>	<b>10</b>	<b>14</b>



MONTH	Total No of JJM Connection	No of connection routed in e-Abacus	Balance connection to be routed
AUGUST	2,399	2,270	129
SEPTEMBER	2,787	2,787	0
OCTOBER	3,026	3,026	0
NOVEMBER	4,178	3,771	407
DECEMBER	4,044	3,884	160
JANUARY	4,094	4,094	0



Sources of data	
Revenue Collection Data	DCB based on E-abacus data collected from Divisions and consolidated by RMC
Amnesty Data	Summary of Live data submitted by Revenue Division via Google sheet shared
Meter Reading Data	Data collected from division via google sheets
Faulty Meter Replacement Data	Data collected from division via google sheets
JJM Reading Posting	Data collected from division via google sheets
Moile Number updation Status	Data collected from division via google sheets
Disconnection data	Data collected from division via google sheets
BPL data	Data provided from DBA
Arrear Break up	Govt. Arrear , Central Govt. Arrear as on January based on e-abacus ; LSGD data based on DCB
Total Arrears and Total Connections	Data from DCB
Top Defaulters	Arrear data from E-abacus as on January