



കേരള ജല അതോറിറ്റി

| | | | |
|-------------------|---------|-----------------------------------------|----------------|
| ARUVIKKARA | JANUARY | Report Generated at 27/02/2024 12:39:06 | Rank -6 |
|-------------------|---------|-----------------------------------------|----------------|

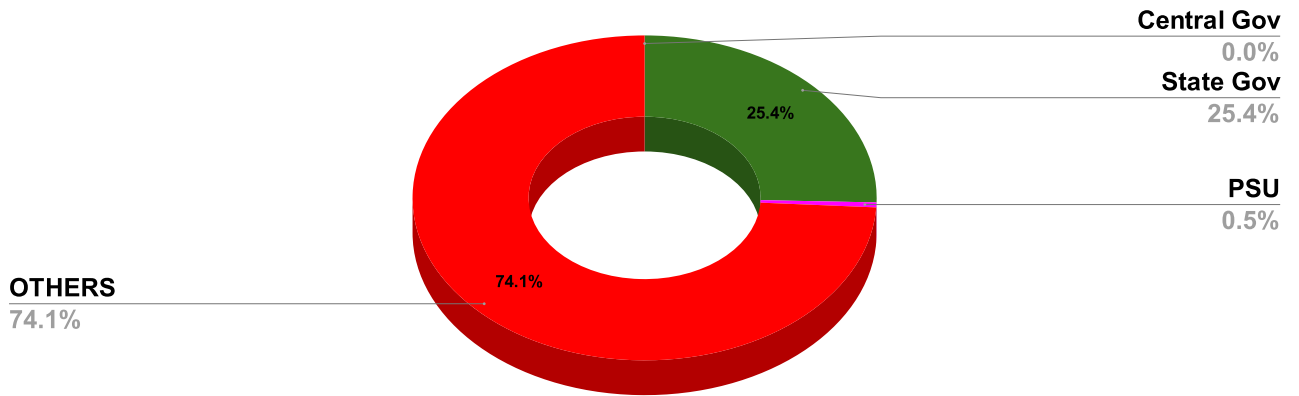
| | |
|-----------------------------------|--------------|
| Name of Executive Engineer | Sri. Manoj.M |
|-----------------------------------|--------------|

| | |
|--------------------------------|---------------|
| Name of Revenue officer | Smt.Sujatha B |
|--------------------------------|---------------|

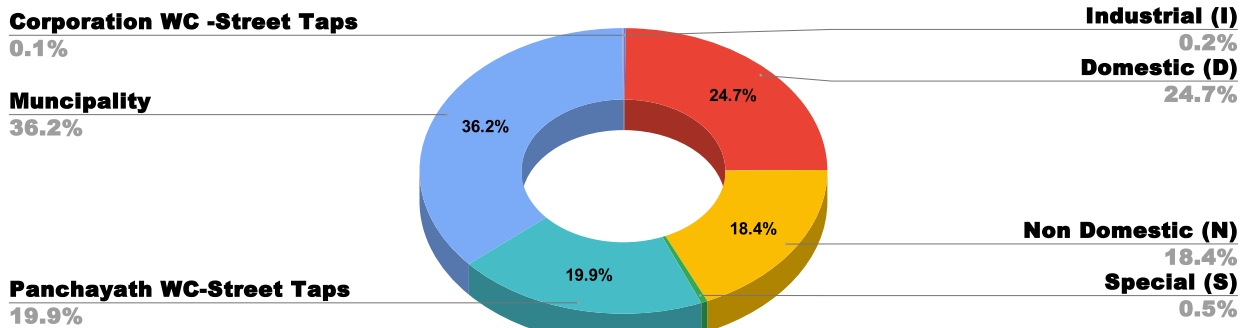
| | | | |
|------------------------------------------|-----------------|-----------------------------------------|--------------|
| CONNECTIONS AS ON AS ON JANUARY : | 1,28,800 | ARREARS IN CRORE AS ON JANUARY : | 13.96 |
|------------------------------------------|-----------------|-----------------------------------------|--------------|

| ARREARS | | | | |
|------------------|--------------------|----------|--------------|--------------|
| STATE GOVERNMENT | CENTRAL GOVERNMENT | PSU | OTHERS | LSGD |
| 3,55,10,060 | 1,271 | 6,85,411 | 10,33,72,486 | 17,93,10,515 |

ARREAR BREAK UP INCLUDING LSGD



ARREARS INCLUDING LSGD



| DOMESTIC | NON DOMESTIC | INDUSTRIAL | SPECIAL | BULK SUPPLY | Panchayath WC-Street Taps | Municipality WC -Street Taps | Corporation WC - Street Taps |
|-------------|--------------|------------|-----------|-------------|---------------------------|------------------------------|------------------------------|
| 7,88,09,661 | 5,85,26,476 | 5,83,390 | 16,49,701 | 0 | 6,35,12,128 | 11,55,91,531 | 2,06,856 |

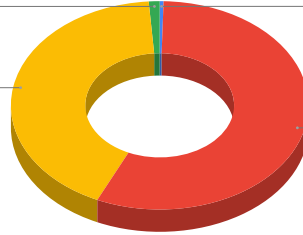
ARREARS WITH OUT LSGD

Special (S)
1.2%

Industrial (I)
0.4%

Non Domestic (N)
41.9%

Domestic (D)
56.5%



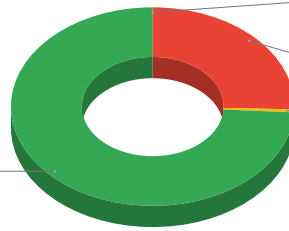
ARREAR BREAK UP WITH OUT LSGD

Domestic, Nondomestic and others
74.1%

Central Gov
0.0%

State Gov
25.4%

PSU
0.5%

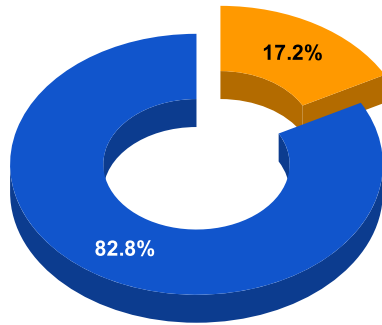


TOP DEFAULTERS OF ARUVIKKARA FOR THE MONTH OF JANUARY

| SL NO | NAME | ARREAR(IN CRORES) |
|-------|---------------------------------------------------------------------------------------------------------|-------------------|
| 1 | THE PRINCIPAL, G.V. RAJA SPORTS SCHOOL COMPLEX, MYLAM, ARUVIKKARA | 0.257 |
| 2 | THE HEAD MASTER, VOCATIONAL HIGHER SECONDARY SCHOOL, POOVACHAL, | 0.214 |
| 3 | TURMO PENPOL PVT LTD, PULIYARAKONAM, , | 0.189 |
| 4 | THE PRINCIPLE, VOCATIONAL HIGHER SECONDARY SCHOOL, ARYANAD, | 0.180 |
| 5 | SUT ACADEMY OF MEDICAL SCIENCE, NMC/26/226 PH 8989535707, NEAR NDD/9770/D, VENKODE PO VATTAPPARA | 0.141 |
| 6 | ABRAHAM MATHEW, VP1/524/C, VICEPRESIDENT MANUFACTURING, TERUMO PENPOL PVT LTD | 0.141 |
| 7 | THW SECRETARY, NMC XIII/750 ,N-C-NO- NDD/2274/N, CHILDRENCE PARK ,11-TH STONE, VALICODE ,NEDUMANGAD P O | 0.136 |
| 8 | THE PRISIDENT, PTA GOVT, NURSSARY SCHOOL, . | 0.114 |
| 9 | S. NIZAR, KP 1/112 (D), AL BUILDING, NEAR HOMEIO HOSPITAL | 0.107 |
| 10 | THE SECRETARY, S N D P SAGHA, PUTHUKULANGARA, | 0.107 |

BPL DATA

BPL CONNECTIONS AS % OF TOTAL LIVE CONNECTIONS



● BPL CONNECTIONS ● TOTAL LIVE CONNECTIONS

TOTAL NO OF BPL CONNECTIONS

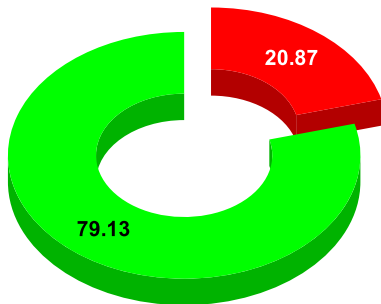
AS ON JULY 2023

21,777

COMPREHENSIVE INDEX

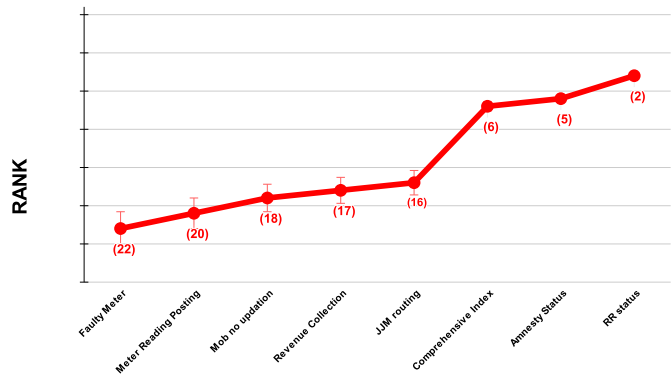
| Marks | Total marks | Rank |
|-------|-------------|------|
| 79.13 | 100 | 6 |

MARKS OBTAINED



● Percent Score to be Achieved ● Percent Score Achieved

DIVISION RANK IN VARIOUS PARAMETERS



COMPREHENSIVE INDEX

REVENUE COLLECTION ACHIEVEMENT

METER READING POSTING

FAULTY METER REPLACEMENT

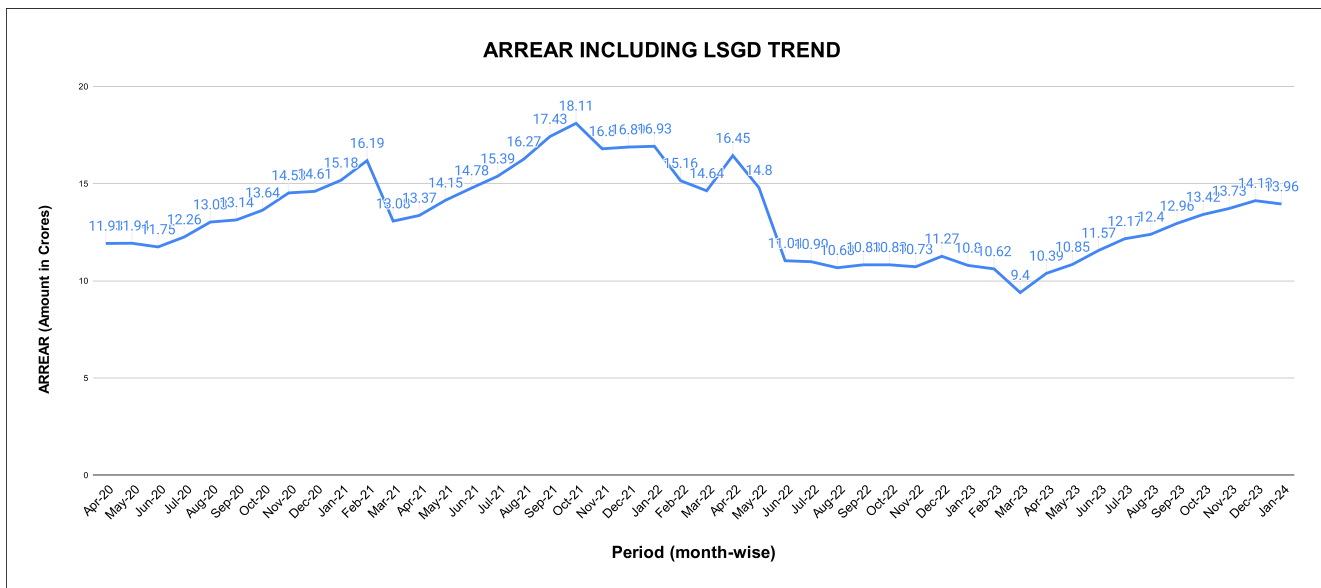
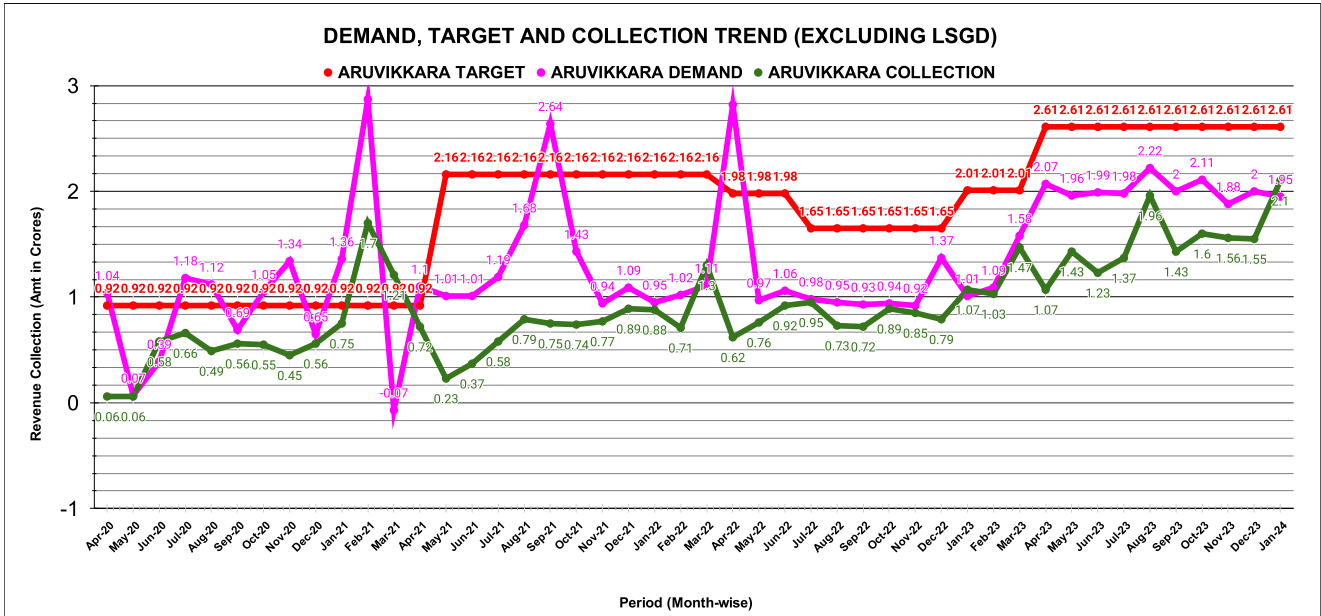
MOBILE NO UPDATION

REVENUE RECOVERY STATUS

JAL JEEVAN MISSION ROUTING

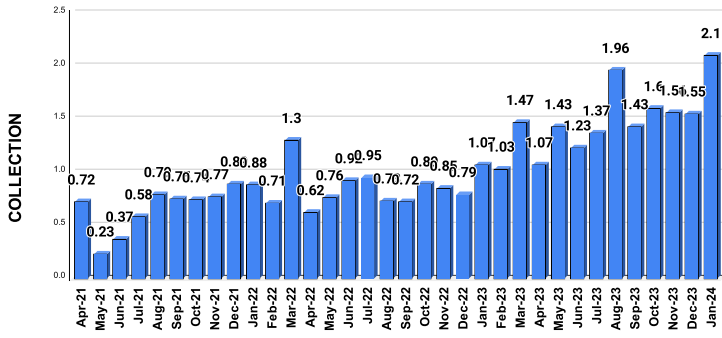
AMNESTY

| Marks | Total marks | Rank |
|-------|-------------|------|
| 79.13 | 100 | 6 |
| 14.92 | 25 | 17 |
| 15.48 | 16 | 20 |
| 12.34 | 20 | 22 |
| 9.96 | 10 | 18 |
| 7.20 | 8 | 2 |
| 10.00 | 10 | 16 |
| 9.24 | 11 | 5 |

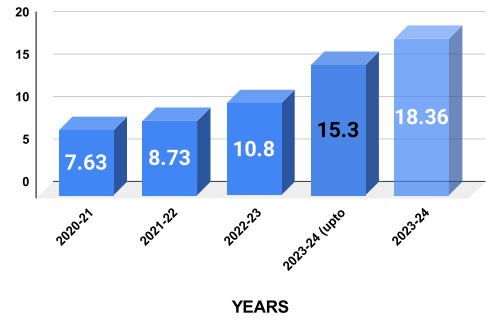


| COLLECTION IN LAKHS | | | | | | | | | | | | |
|---------------------|---------|---------|---------|---------|--------|-----------|---------|----------|----------|---------|----------|-------|
| YEAR | April | May | June | July | August | September | October | November | December | January | February | March |
| 2020-21 | 6 | 6 | 58 | 66 | 49 | 56 | 55 | 45 | 56 | 75 | 170 | 121 |
| 2021-22 | 72 | 23 | 37 | 58 | 79 | 75 | 74 | 77 | 89 | 88 | 71 | 130 |
| 2022-23 | 62 | 76 | 92 | 95 | 73 | 72 | 89 | 85 | 79 | 107 | 103 | 147 |
| 2023-24 | 107 | 143 | 123 | 137 | 196 | 143 | 160 | 156 | 155 | 210 | | |
| YEAR | 2020-21 | 2021-22 | 2022-23 | 2023-24 | | | | | | | | |
| COLLECTION IN LAKHS | 763 | 871 | 1,079 | 1,531 | | | | | | | | |

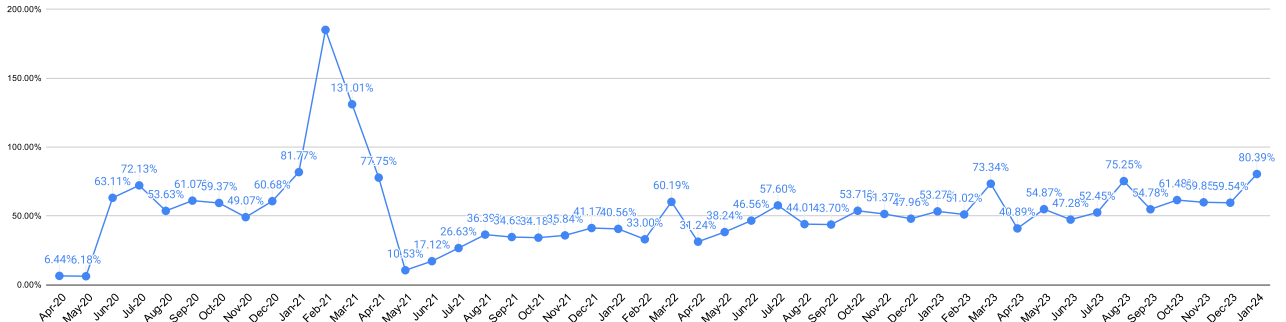
REVENUE COLLECTION TREND



REVENUE COLLECTION FOR LAST 4 YEARS IN CRORES

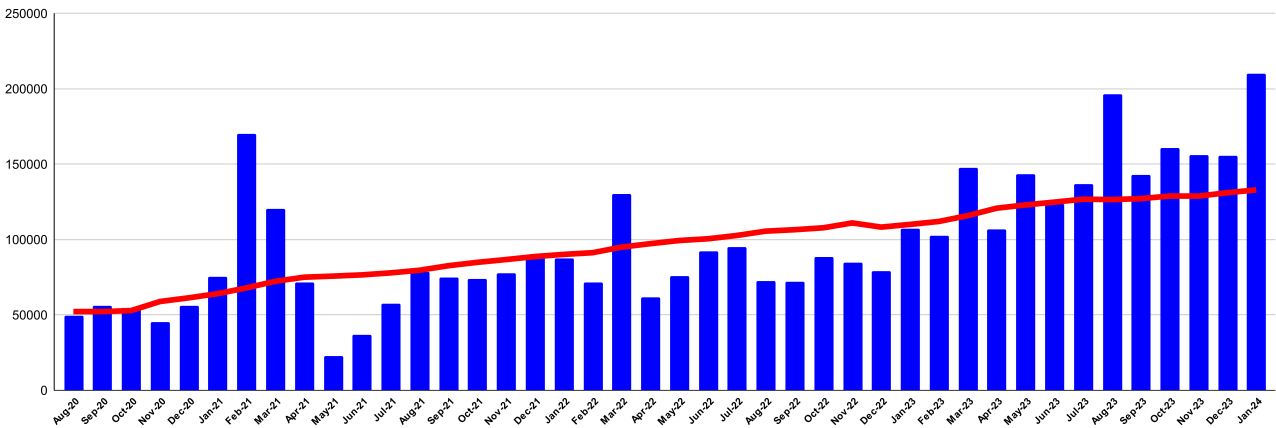


REVENUE COLLECTION ACHIEVEMENT IN PERCENTAGE



COLLECTIONS VS CONNECTIONS TREND FOR THE LAST 42 MONTHS

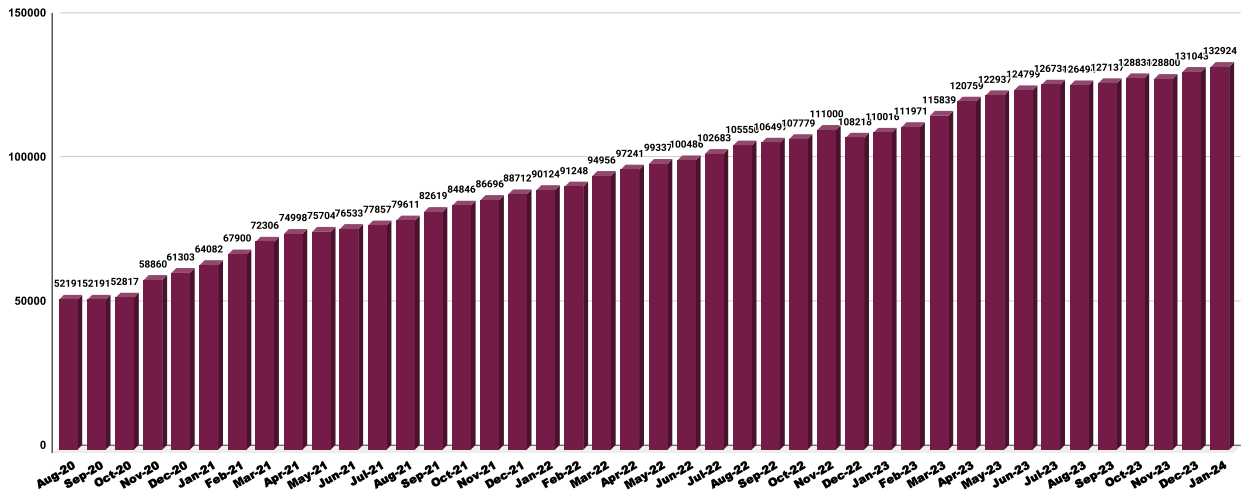
■ COLLECTION - CONNECTION



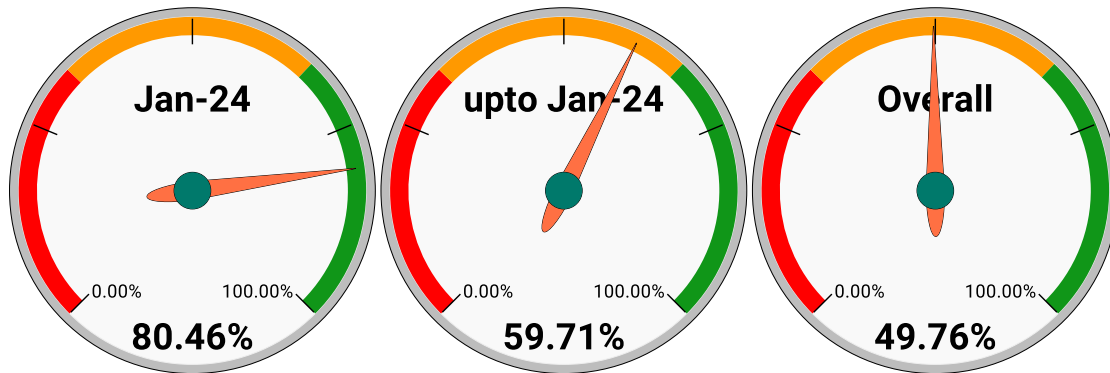
CONNECTION OF LAST 46 MONTHS

| YEAR | April | May | June | July | August | September | October | November | December | January | February | March |
|---------|----------|----------|----------|----------|----------|-----------|----------|----------|----------|----------|----------|----------|
| 2020-21 | 50,624 | 51,135 | 51,621 | 51,932 | 52,191 | 52,191 | 52,817 | 58,860 | 61,303 | 64,082 | 67,900 | 72,306 |
| 2021-22 | 74,998 | 75,704 | 76,533 | 77,857 | 79,611 | 82,619 | 84,846 | 86,696 | 88,712 | 90,124 | 91,248 | 94,956 |
| 2022-23 | 97,241 | 99,337 | 1,00,486 | 1,02,683 | 1,05,550 | 1,06,497 | 1,07,779 | 1,11,000 | 1,08,218 | 1,10,016 | 1,11,971 | 1,15,839 |
| 2023-24 | 1,20,759 | 1,22,937 | 1,24,799 | 1,26,736 | 1,26,494 | 1,27,137 | 1,28,830 | 1,28,800 | 1,31,043 | 1,32,924 | | |

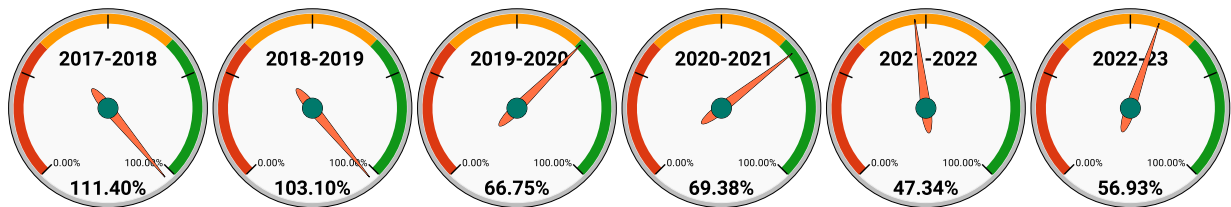
CONNECTION TREND OF LAST 42 MONTHS



Revenue Targets & Achievements for the year 2023-24



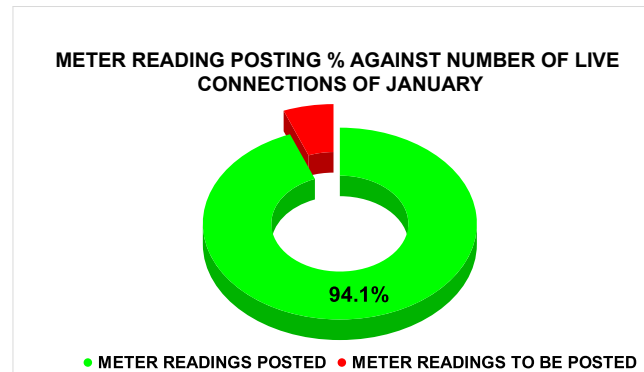
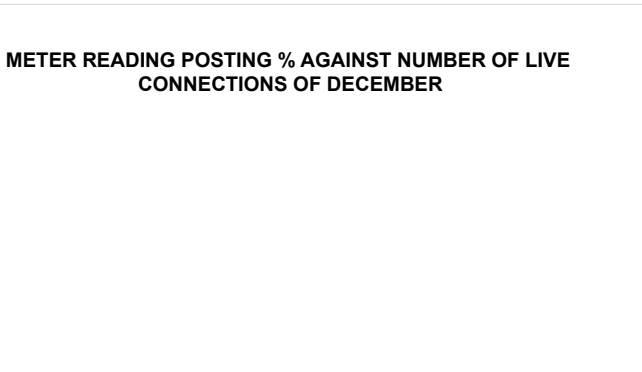
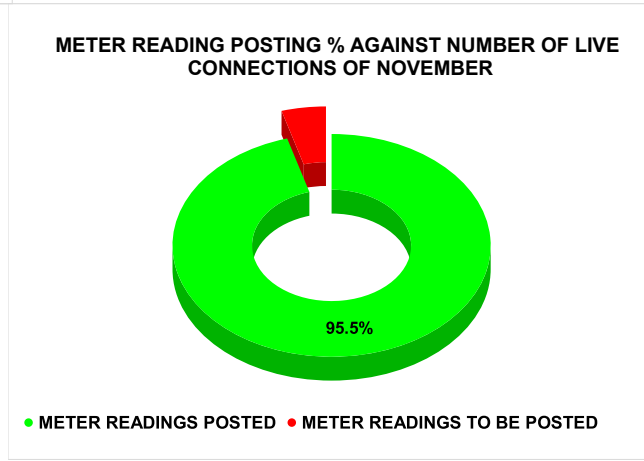
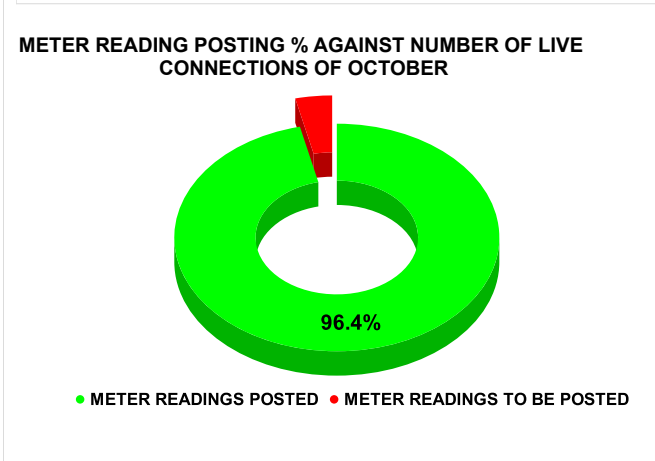
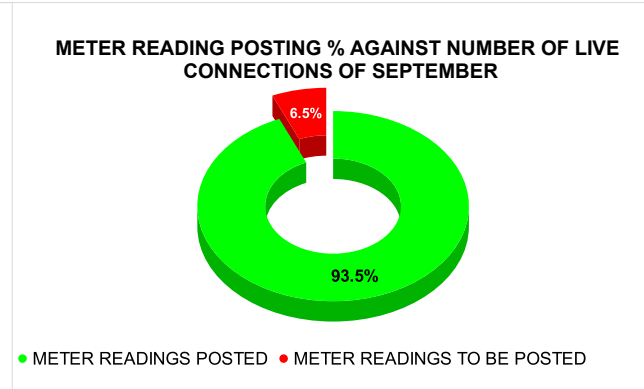
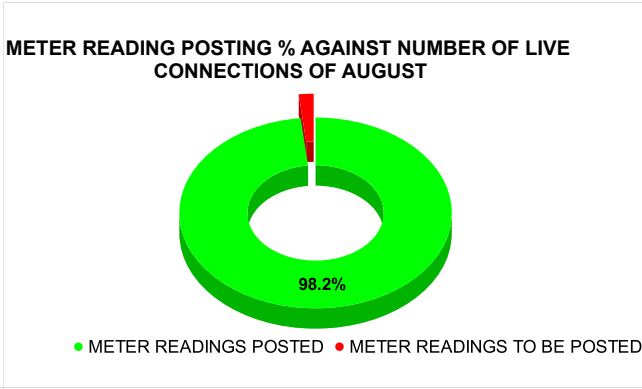
Previous 6 year Target Achievement



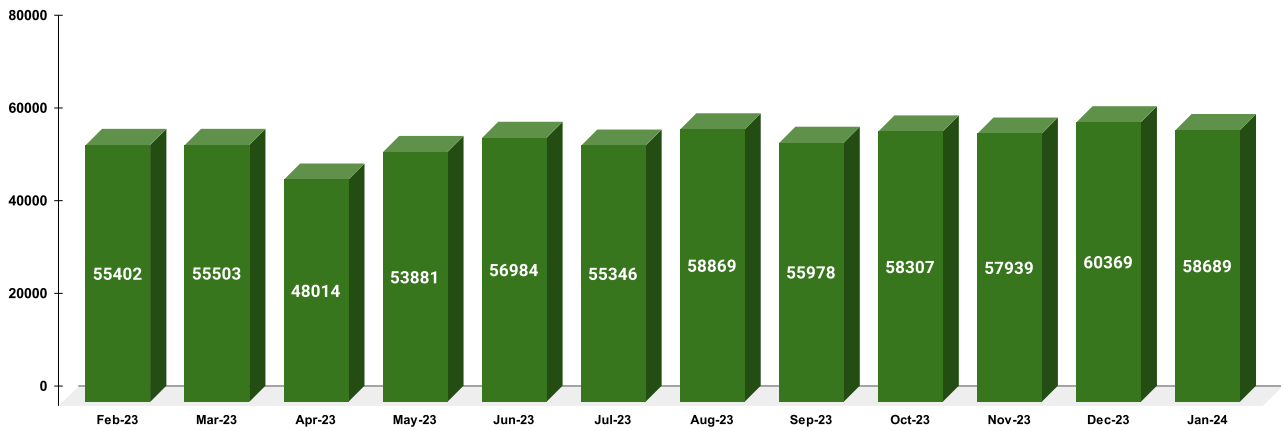
| METER READING POSTING | | | Marks | Total marks | Rank |
|-----------------------|--|--|-------|-------------|------|
| | | | 15.48 | 16 | 20 |

| Total No. of Live connection on August | Total No. of readings posted on August | Total Readings of August against 50% Total Live Connections of August 23 |
|------------------------------------------|------------------------------------------|------------------------------------------------------------------------------|
| 119,837 | 58,869 | 98.25% |
| Total No. of Live connection on October | Total No. of readings posted on October | Total Readings of October against 50% Total Live Connections of October 23 |
| 121,031 | 58,307 | 96.35% |
| Total No. of Live connection on December | Total No. of readings posted on December | Total Readings of December against 50% Total Live Connections of December 23 |
| 123,624 | 60,369 | 97.67% |

| Total No. of Live connection on September | Total No. of readings posted on September | Total Readings of September against 50% Total Live Connections of September 23 |
|-------------------------------------------|-------------------------------------------|--------------------------------------------------------------------------------|
| 119,719 | 55,978 | 93.52% |
| Total No. of Live connection on November | Total No. of readings posted on November | Total Readings of November against 50% Total Live Connections of November 23 |
| 121,346 | 57,939 | 95.49% |
| Total No. of Live connection on January | Total No. of readings posted on January | Total Readings of January against 50% Total Live Connections of January 24 |
| 124,776 | 58,689 | 94.07% |



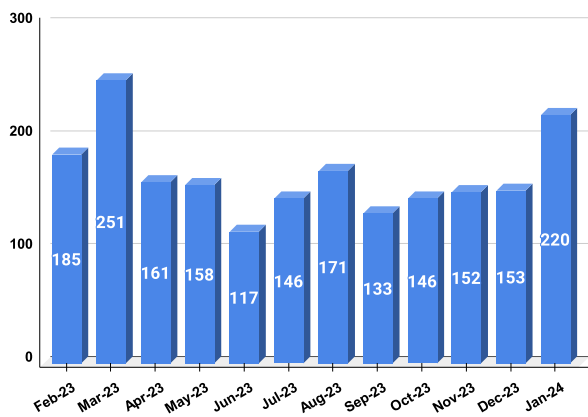
METER READING POSTED FOR LAST 12 MONTHS



FAULTY METER

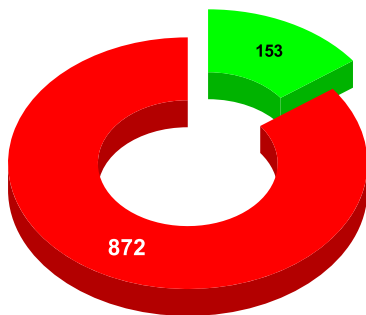
| Marks | Total marks | Rank |
|-------|-------------|------|
| 12.34 | 20 | 22 |

FAULTY METER REPLACEMENT OF LAST 12 MONTHS



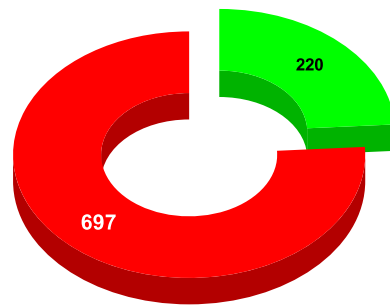
| MONTH | Total No. of Faulty meters | Number of Faulty meter replaced | Number of Faulty meter pending |
|-----------|----------------------------|---------------------------------|--------------------------------|
| AUGUST | 1,065 | 171 | 894 |
| SEPTEMBER | 1,079 | 133 | 946 |
| OCTOBER | 1,063 | 146 | 917 |
| NOVEMBER | 1,035 | 152 | 883 |
| DECEMBER | 1,025 | 153 | 872 |
| JANUARY | 917 | 220 | 697 |

FAULTY METER REPLACED VS FAULTY METER TO BE REPLACED ON DECEMBER



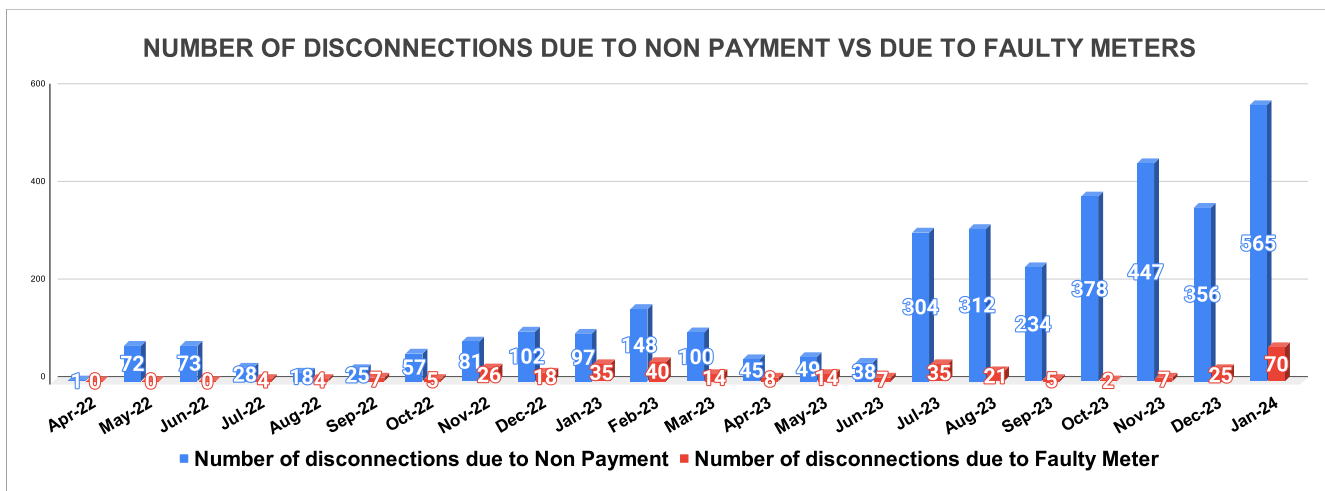
- NO OF FAULTY METERS REPLACED
- FAULTY METERS TO BE REPLACED

FAULTY METER REPLACED VS FAULTY METER TO BE REPLACED ON JANUARY

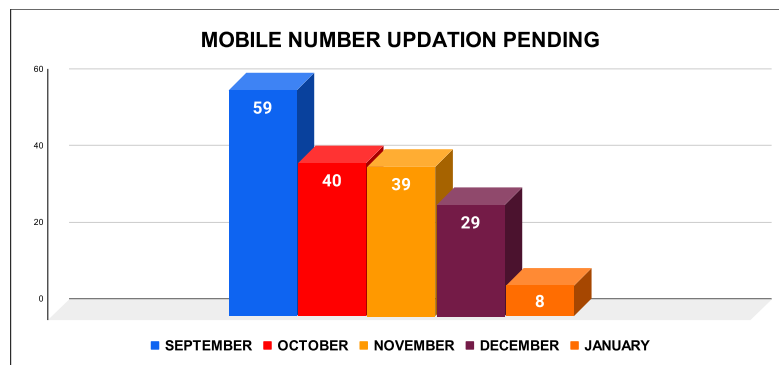


- NO OF FAULTY METERS REPLACED
- FAULTY METERS TO BE REPLACED

| DISCONNECTION STATUS | | | | | | | | | | Marks | Total marks | Rank |
|----------------------------|-------|-----|------|-------|--------|-----------|---------|----------|----------|---------|-------------|-------|
| | | | | | | | | | | - | - | - |
| DISCONNECTI ONS | APRIL | MAY | JUNE | JULY | AUGUST | SEPTEMBER | OCTOBER | NOVEMBER | DECEMBER | JANUARY | FEBRUARY | MARCH |
| DUE TO NON PAYMENT () | 1 | 72 | 73 | 28 | 18 | 25 | 57 | 81 | 102 | 97 | 148 | 100 |
| DUE TO FAULTY METER () | 0 | 0 | 0 | 4 | 4 | 7 | 5 | 26 | 18 | 35 | 40 | 14 |
| DUE TO NON PAYMENT () | 45 | 49 | 38 | 304 | 312 | 234 | 378 | 447 | 356 | 565 | | |
| DUE TO FAULTY METER () | 8 | 14 | 7 | 35.00 | 21 | 5 | 2 | 7 | 25 | 70 | | |

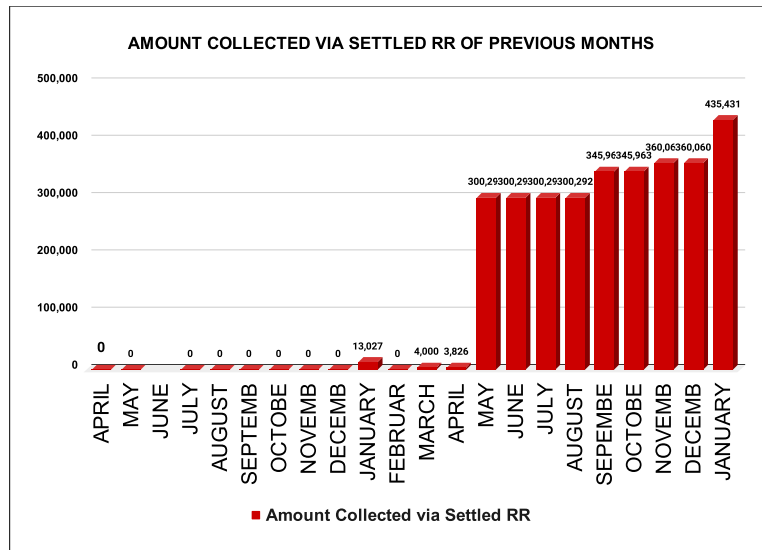


| MOBILE NUMBER UPDATION | | | | | Marks | Total marks | Rank |
|------------------------|--|--|--|--|-------|-------------|------|
| | | | | | 9.96 | 10 | 18 |



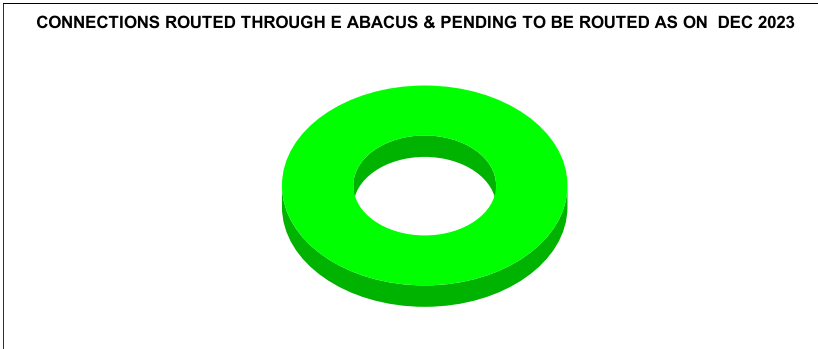
| Mobile Number updation pending | | | | |
|--------------------------------|---------|----------|----------|---------|
| SEPTEMBER | OCTOBER | NOVEMBER | DECEMBER | JANUARY |
| 59 | 40 | 39 | 29 | 8 |

| REVENUE RECOVERY STATUS | Marks | Total marks | Rank |
|-------------------------|----------|-------------|------|
| 7.20 | 8 | 2 | |

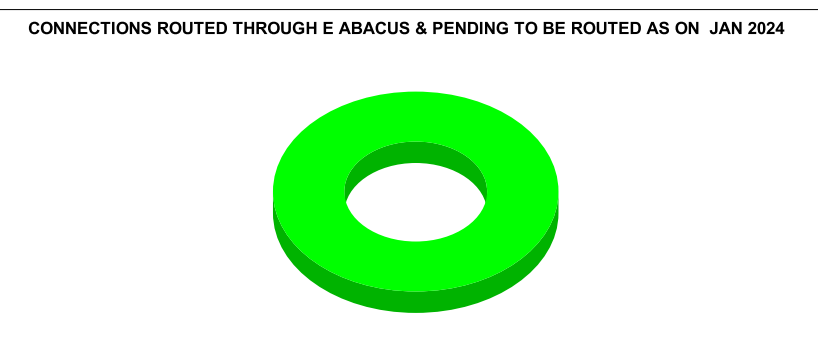


| MONTH | No of RR Notices Issued | No of RR Proceed | No Of RR Settled | Amount Collected via Settled RR |
|-----------|-------------------------|------------------|------------------|---------------------------------|
| AUGUST | 428 | 200 | 17 | 300,292 |
| SEPTEMBER | 434 | 292 | 23 | 345,963 |
| OCTOBER | 434 | 292 | 23 | 345,963 |
| NOVEMBER | 473 | 292 | 25 | 360,060 |
| DECEMBER | 535 | 312 | 25 | 360,060 |
| JANUARY | 690 | 348 | 29 | 435,431 |

| JAL JEEVAN MISSION ROUTING | Marks | Total marks | Rank |
|----------------------------|-----------|-------------|------|
| 10.00 | 10 | 16 | |



| MONTH | Total No of JJM Connection | No of connection routed in e-Abacus | Balance connection to be routed |
|-----------|----------------------------|-------------------------------------|---------------------------------|
| AUGUST | 67,458 | 67,299 | 159 |
| SEPTEMBER | 68,584 | 68,481 | 103 |
| OCTOBER | 71,725 | 71,725 | 0 |



| MONTH | Total No of JJM Connection | No of connection routed in e-Abacus | Balance connection to be routed |
|----------|----------------------------|-------------------------------------|---------------------------------|
| NOVEMBER | 79,586 | 79,541 | 45 |
| DECEMBER | 82,830 | 82,830 | 0 |
| JANUARY | 85,013 | 85,013 | 0 |

| Sources of data | |
|-------------------------------------|----------------------------------------------------------------------------------------------|
| Revenue Collection Data | DCB based on E-abacus data collected from Divisions and consolidated by RMC |
| Amnesty Data | Summary of Live data submitted by Revenue Division via Google sheet shared |
| Meter Reading Data | Data collected from division via google sheets |
| Faulty Meter Replacement Data | Data collected from division via google sheets |
| JJM Reading Posting | Data collected from division via google sheets |
| Moile Number updation Status | Data collected from division via google sheets |
| Disconnection data | Data collected from division via google sheets |
| BPL data | Data provided from DBA |
| Arrear Break up | Govt. Arrear , Central Govt. Arrear as on January based on e-abacus ; LSGD data based on DCB |
| Total Arrears and Total Connections | Data from DCB |
| Top Defaulters | Arrear data from E-abacus as on January |