



കേരള ജല അതോറിറ്റി

KOZHIKKOD	JANUARY	Report Generated at 27/02/2024 12:42:28	Rank -16
------------------	---------	---	-----------------

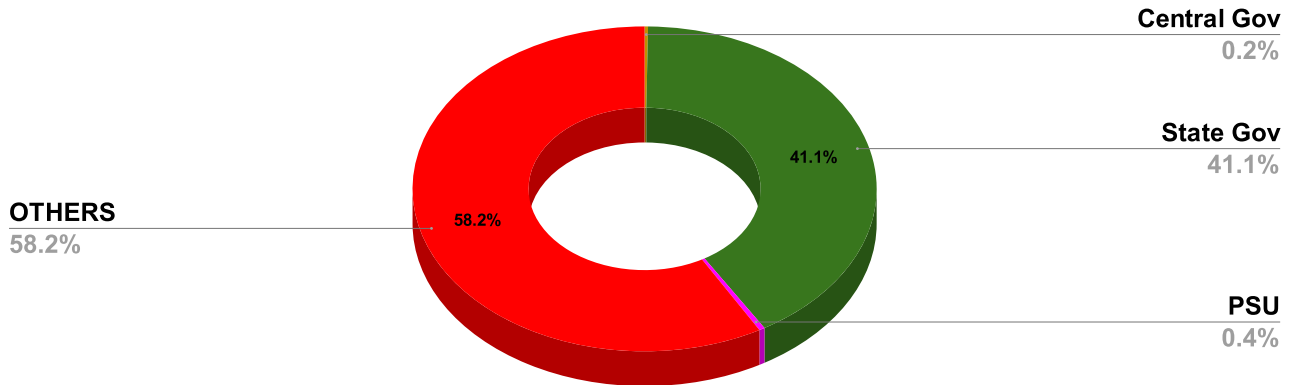
Name of Executive Engineer	Sri. Vjils D
-----------------------------------	--------------

Name of Revenue officer	Smt.Ancy Joseph
--------------------------------	-----------------

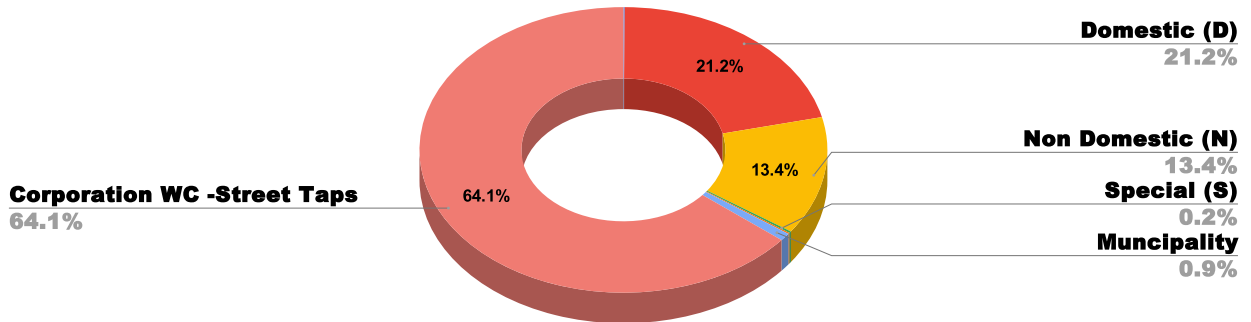
CONNECTIONS AS ON AS ON JANUARY :	2,04,785	ARREARS IN CRORE AS ON JANUARY :	25.08
--	-----------------	---	--------------

ARREARS				
STATE GOVERNMENT	CENTRAL GOVERNMENT	PSU	OTHERS	LSGD
10,31,20,471	5,94,942	9,97,151	14,60,45,624	46,55,84,000

ARREAR BREAK UP INCLUDING LSGD



ARREARS INCLUDING LSGD



DOMESTIC	NON DOMESTIC	INDUSTRIAL	SPECIAL	BULK SUPPLY	Panchayath WC-Street Taps	Municipality WC -Street Taps	Corporation WC - Street Taps
15,19,18,868	9,57,62,853	7,14,155	14,30,055	9,32,257	98,423	61,77,201	45,93,08,376

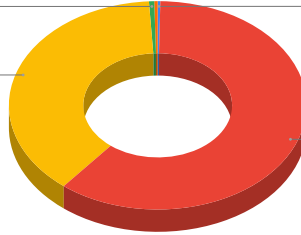
ARREARS WITH OUT LSGD

Special (S)
0.6%

Industrial (I)
0.3%

Non Domestic (N)
38.2%

Domestic (D)
60.6%



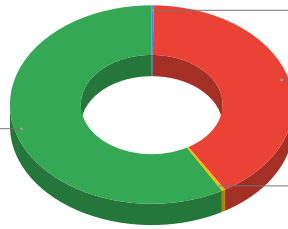
ARREAR BREAK UP WITH OUT LSGD

Domestic, Nondomestic and others
58.2%

Central Gov
0.2%

State Gov
41.1%

PSU
0.4%

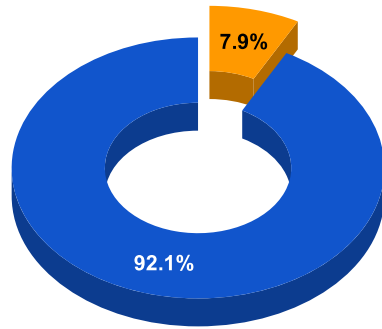


TOP DEFAULTERS OF KOZHICKOD FOR THE MONTH OF JANUARY

SL NO	NAME	ARREAR(IN CRORES)
1	THE ASST.EXE.ENGINEER,, PWD (BUILDINGS) SUB DIVISION,, CIVIL STATION,N.G.O QRTS SUMP, CALICUT-20,, 8 DIVISION	0.907
2	THE ASST.EXE.ENGINEER,, PWD (BUILDINGS) SUB DIVISION,, CIVIL STATION,NGO QRTS SUMP,, CALICUT-20,, 8 DIVISION.	0.815
3	DESIGNATED PARTNER FOR HILITE REALTORS, 2/1149/C1/F-VILLINA, MUNDIYAMBARAMB-VALLIKUNNU,	0.620
4	THE ASSISTANT ENGINEER,, P.W.D.BUILDING SECION,P.W.D., P.O CIVIL STATION,SUMP NO. 1,, CALICUT-20,,C02/80/N	0.434
5	THE PRINCIPAL, 30, NEW SUPER SPECIALITY BUILDING, GOVT. MEDICAL COLLEGE,	0.361
6	COMMANDANT,9 TH DIVISION, ARMED RESERVE POLICE,, MALOORKUNNU, MERIKKUNNU-P.O, METER NO.55333	0.285
7	SATHEESH KUMAR E, SECRETARY, HILITE RESIDENCY OWNER'S ASSOCIATION, PALAZHI, KOZHIKODE-673014	0.208
8	PK AHAMMED PK STEEL CASTING PVT LTD, 5/792, CASTING PVT-LTD, NALLALAM KOZHIKODE	0.094
9	SECRETARY KOZHIKODE MUNICIPAL CORPORATIO, WARD 8, WARD 61,CENTRAL MARKET BUILDING,, COURT ROAD ,	0.082
10	THE COMMANDANT,, ARMED RESERVE POLICE CAMP,, MALOOR KUNNU,P.O MARIKUNNU,-12, 9 DIVISION	0.076

BPL DATA

BPL CONNECTIONS AS % OF TOTAL LIVE CONNECTIONS



● BPL CONNECTIONS ● TOTAL LIVE CONNECTIONS

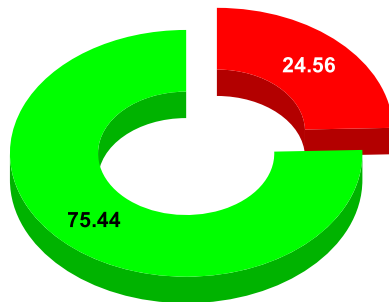
TOTAL NO OF BPL CONNECTIONS

AS ON JULY 2023 15,432

COMPREHENSIVE INDEX

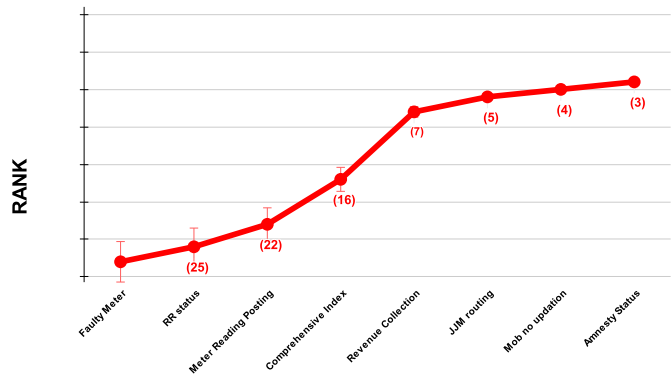
Marks	Total marks	Rank
75.44	100	16

MARKS OBTAINED



● Percent Score to be Achieved ● Percent Score Achieved

DIVISION RANK IN VARIOUS PARAMETERS



Marks	Total marks	Rank
75.44	100	16

COMPREHENSIVE INDEX

REVENUE COLLECTION ACHIEVEMENT

METER READING POSTING

FAULTY METER REPLACEMENT

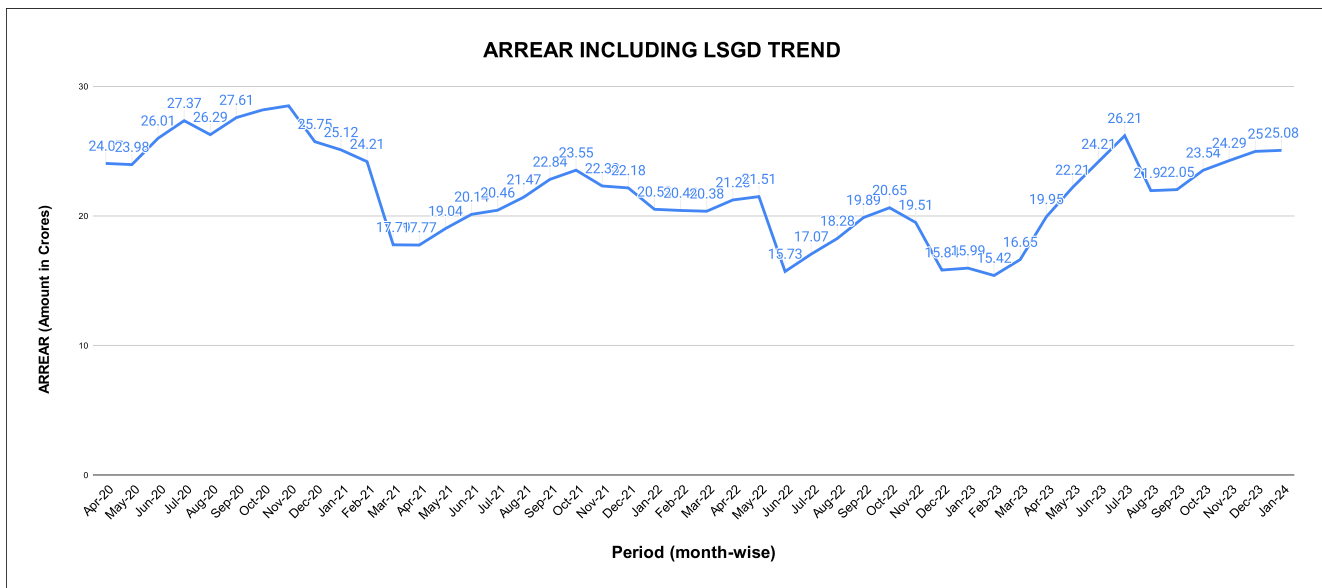
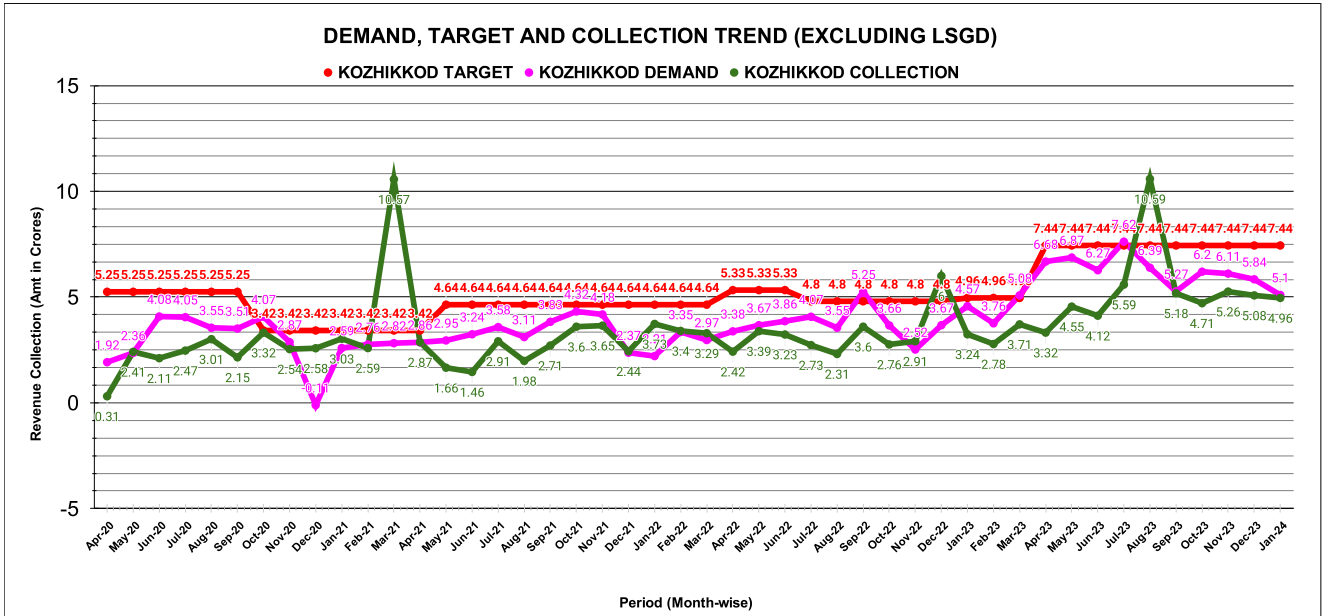
MOBILE NO UPDATION

REVENUE RECOVERY STATUS

JAL JEEVAN MISSION ROUTING

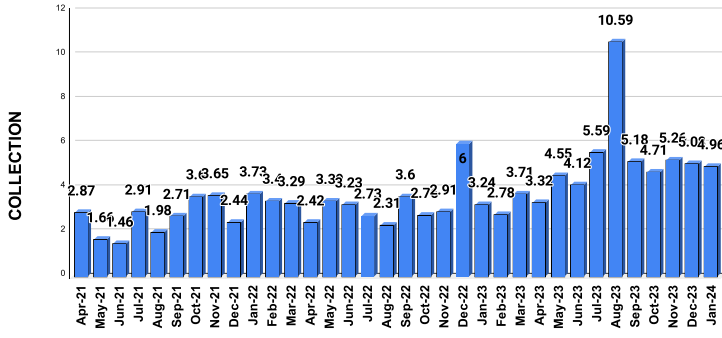
AMNESTY

Marks	Total marks	Rank
75.44	100	16
18.21	25	7
15.08	16	22
12.03	20	27
10.00	10	4
0.77	8	25
10.00	10	5
9.35	11	3

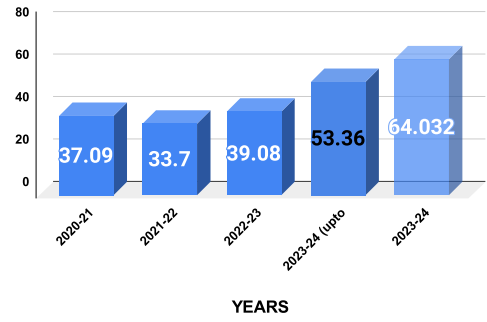


COLLECTION IN LAKHS												
YEAR	April	May	June	July	August	September	October	November	December	January	February	March
2020-21	31	241	211	247	301	215	332	254	258	303	259	1,057
2021-22	287	166	146	291	198	271	360	365	244	373	340	329
2022-23	242	339	323	273	231	360	276	291	600	324	278	371
2023-24	332	455	412	559	1,059	518	471	526	508	496		
YEAR	2020-21	2021-22	2022-23	2023-24								
COLLECTION IN LAKHS	3,710	3,370	3,907	5,337								

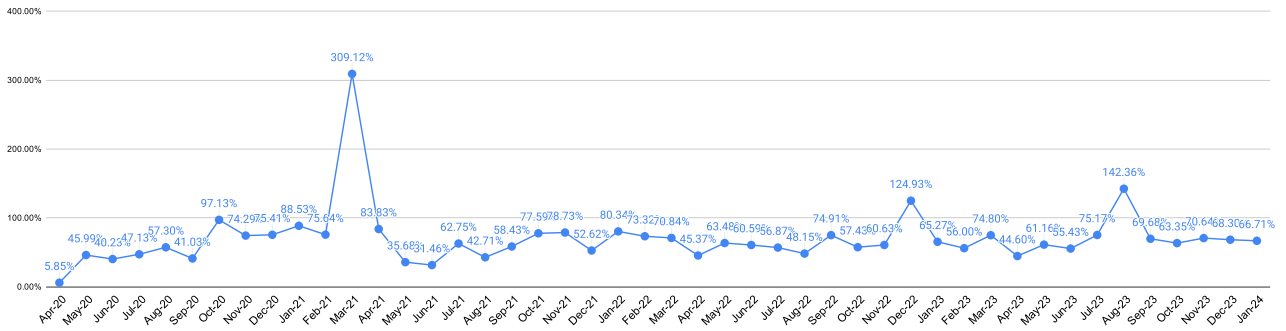
REVENUE COLLECTION TREND



REVENUE COLLECTION FOR LAST 4 YEARS IN CRORES

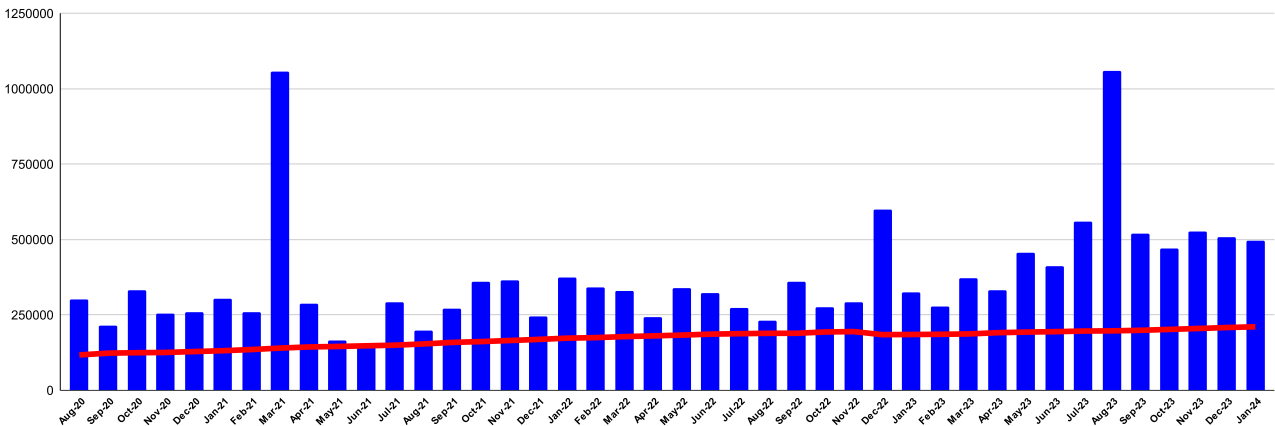


REVENUE COLLECTION ACHIEVEMENT IN PERCENTAGE



COLLECTIONS VS CONNECTIONS TREND FOR THE LAST 42 MONTHS

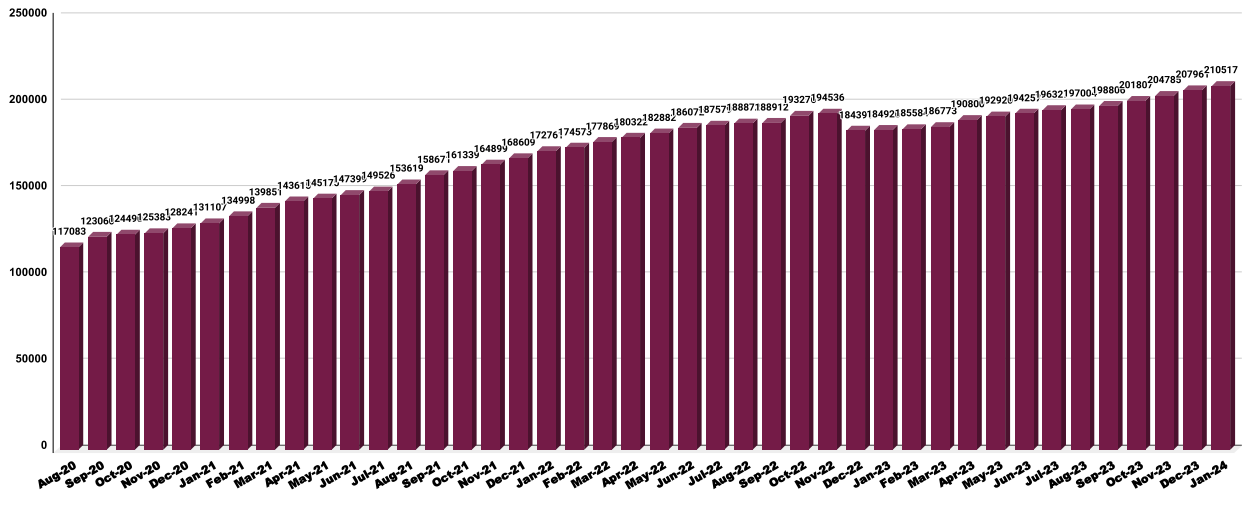
■ COLLECTION - CONNECTION



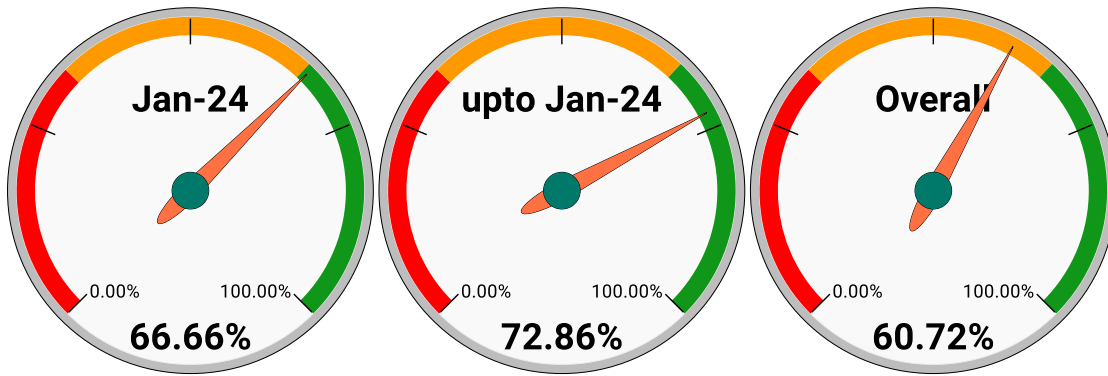
CONNECTION OF LAST 46 MONTHS

YEAR	April	May	June	July	August	September	October	November	December	January	February	March
2020-21	1,14,248	1,15,533	1,15,928	1,15,439	1,17,083	1,23,060	1,24,490	1,25,383	1,28,241	1,31,107	1,34,998	1,39,851
2021-22	1,43,615	1,45,175	1,47,399	1,49,526	1,53,619	1,58,671	1,61,339	1,64,899	1,68,609	1,72,761	1,74,573	1,77,869
2022-23	1,80,322	1,82,882	1,86,072	1,87,579	1,88,872	1,88,912	1,93,276	1,94,536	1,84,391	1,84,926	1,85,584	1,86,773
2023-24	1,90,800	1,92,920	1,94,257	1,96,327	1,97,004	1,98,806	2,01,807	2,04,785	2,07,961	2,10,517		

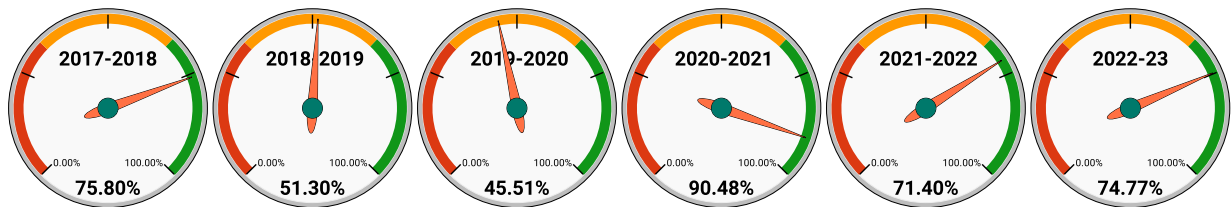
CONNECTION TREND OF LAST 42 MONTHS



Revenue Targets & Achievements for the year 2023-24



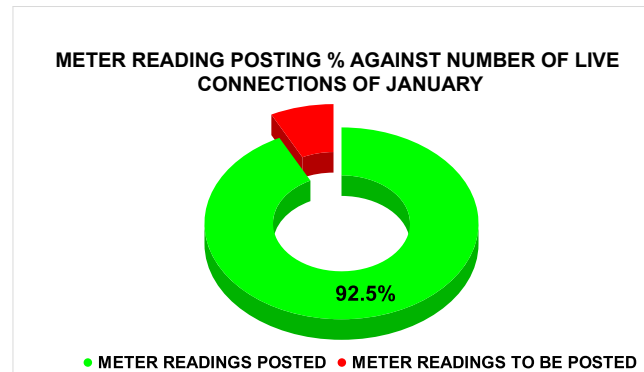
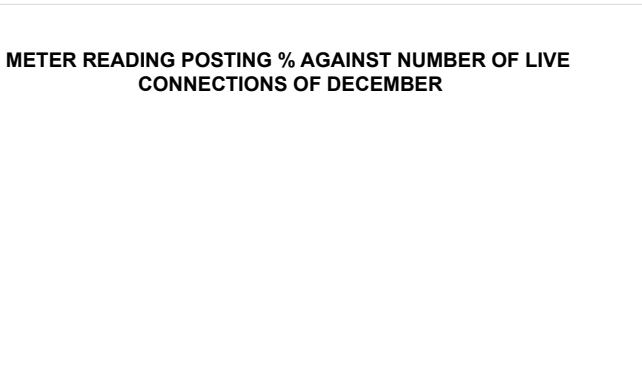
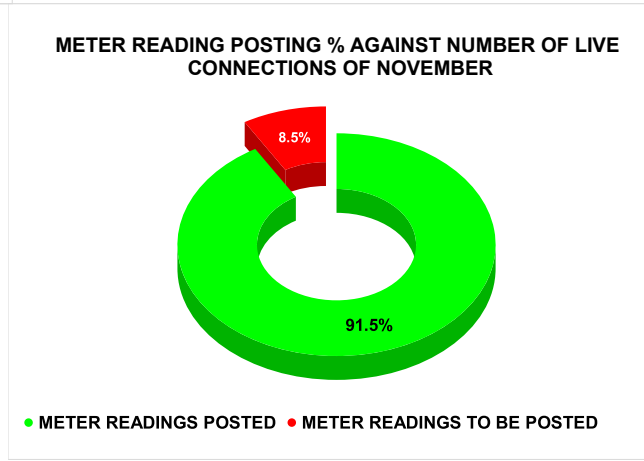
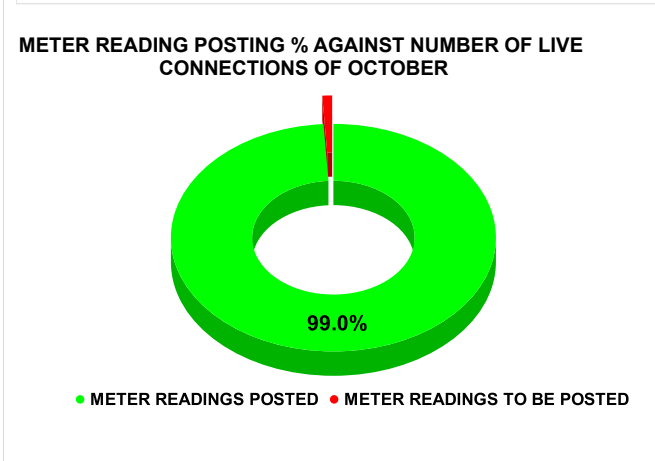
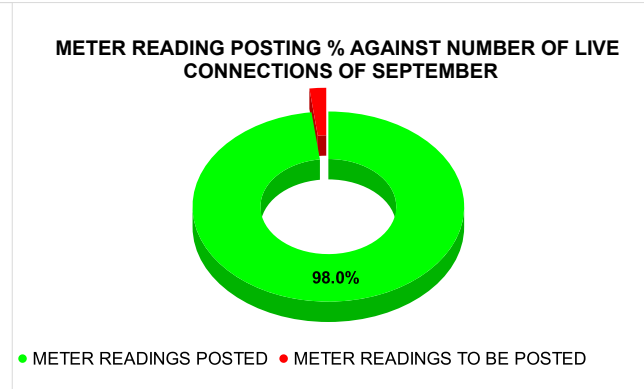
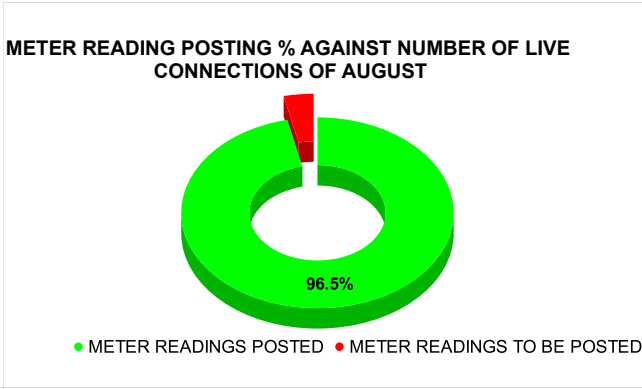
Previous 6 year Target Achievement



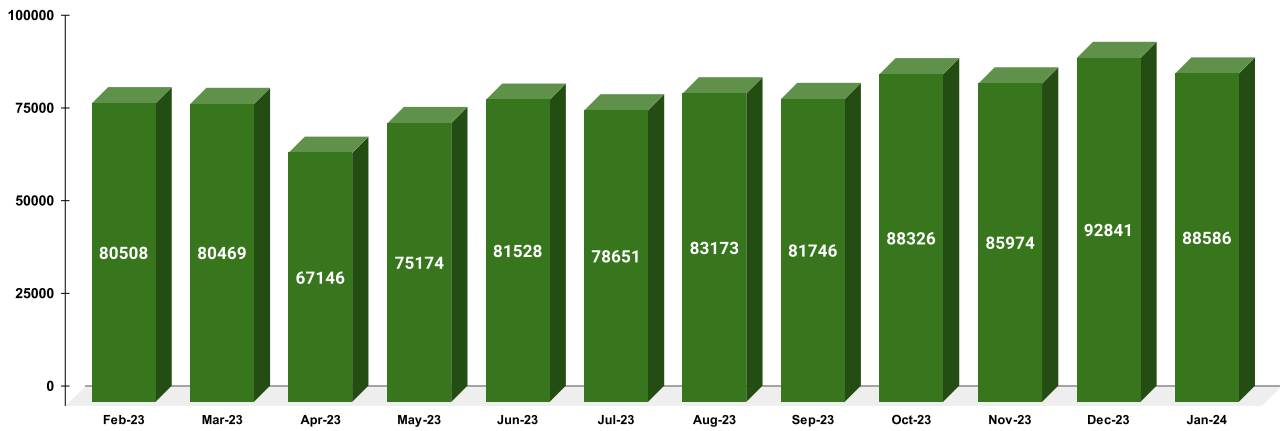
METER READING POSTING			Marks	Total marks	Rank
			15.08	16	22

Total No. of Live connection on August	Total No. of readings posted on August	Total Readings of August against 50% Total Live Connections of August 23
172,447	83,173	96.46%
Total No. of Live connection on October	Total No. of readings posted on October	Total Readings of October against 50% Total Live Connections of October 23
178,382	88,326	99.03%
Total No. of Live connection on December	Total No. of readings posted on December	Total Readings of December against 50% Total Live Connections of December 23
188,315	92,841	98.60%

Total No. of Live connection on September	Total No. of readings posted on September	Total Readings of September against 50% Total Live Connections of September 23
166,800	81,746	98.02%
Total No. of Live connection on November	Total No. of readings posted on November	Total Readings of November against 50% Total Live Connections of November 23
187,997	85,974	91.46%
Total No. of Live connection on January	Total No. of readings posted on January	Total Readings of January against 50% Total Live Connections of January 24
191,522	88,586	92.51%



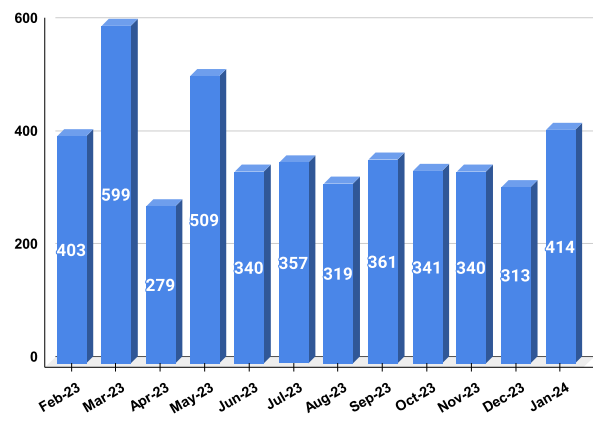
METER READING POSTED FOR LAST 12 MONTHS



FAULTY METER

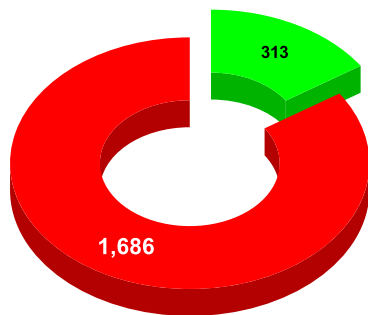
Marks	Total marks	Rank
12.03	20	27

FAULTY METER REPLACEMENT OF LAST 12 MONTHS



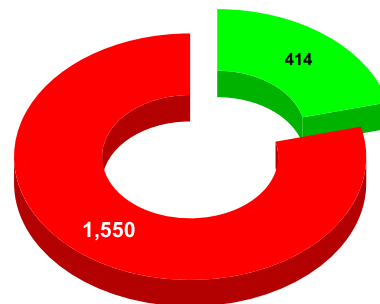
MONTH	Total No. of Faulty meters	Number of Faulty meter replaced	Number of Faulty meter pending
AUGUST	1,926	319	1,607
SEPTEMBER	1,930	361	1,569
OCTOBER	1,934	341	1,593
NOVEMBER	1,989	340	1,649
DECEMBER	1,999	313	1,686
JANUARY	1,964	414	1,550

FAULTY METER REPLACED VS FAULTY METER TO BE REPLACED ON DECEMBER



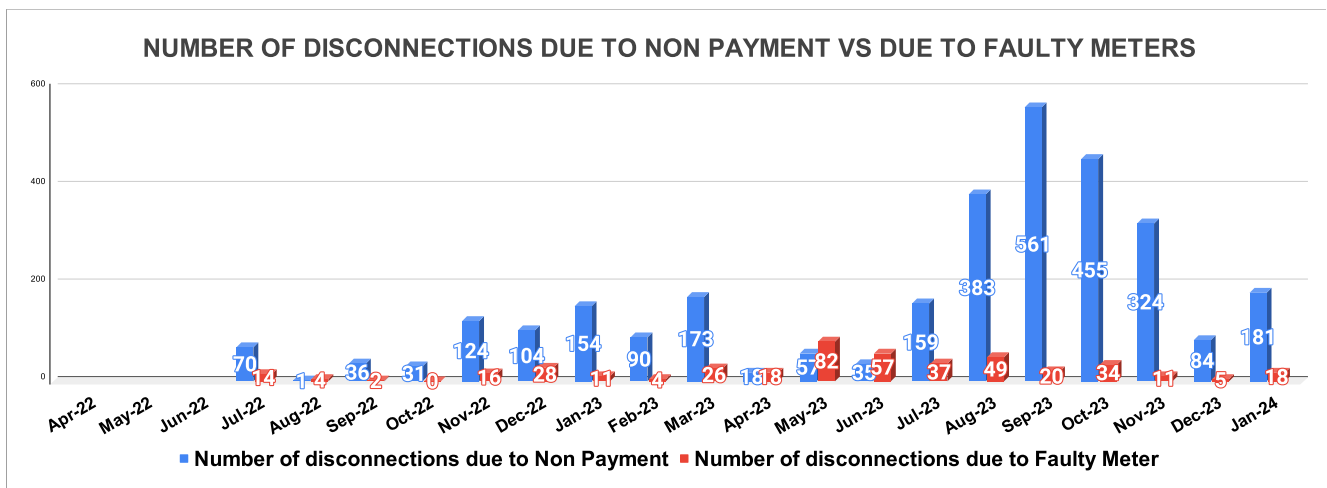
- NO OF FAULTY METERS REPLACED
- FAULTY METERS TO BE REPLACED

FAULTY METER REPLACED VS FAULTY METER TO BE REPLACED ON JANUARY

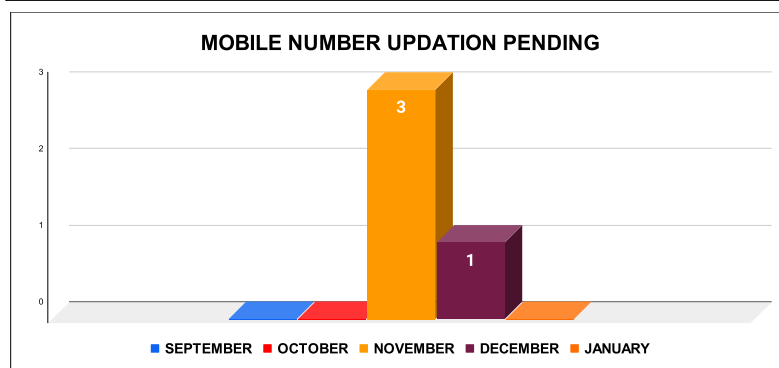


- NO OF FAULTY METERS REPLACED
- FAULTY METERS TO BE REPLACED

DISCONNECTION STATUS										Marks	Total marks	Rank
										-	-	-
DISCONNECTI ONS	APRIL	MAY	JUNE	JULY	AUGUST	SEPTEMBER	OCTOBER	NOVEMBER	DECEMBER	JANUARY	FEBRUARY	MARCH
DUE TO NON PAYMENT ()				70	1	36	31	124	104	154	90	173
DUE TO FAULTY METER ()				14	4	2	0	16	28	11	4	26
DUE TO NON PAYMENT ()	18	57	35	159	383	561	455	324	84	181		
DUE TO FAULTY METER ()	18	82	57	37.00	49	20	34	11	5	18		

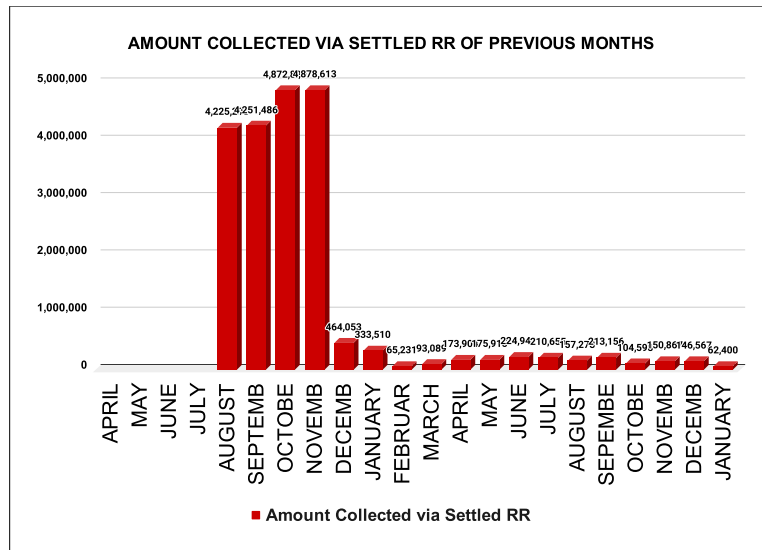


MOBILE NUMBER UPDATION					Marks	Total marks	Rank
					10.00	10	4



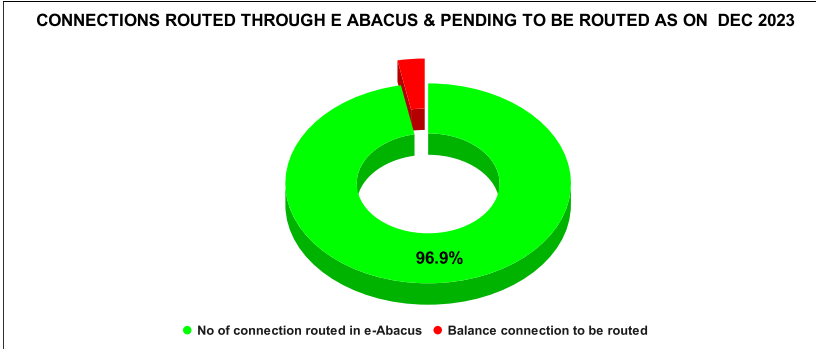
Mobile Number updation pending				
SEPTEMBER	OCTOBER	NOVEMBER	DECEMBER	JANUARY
0	0	3	1	0

REVENUE RECOVERY STATUS	Marks	Total marks	Rank
	0.77	8	25

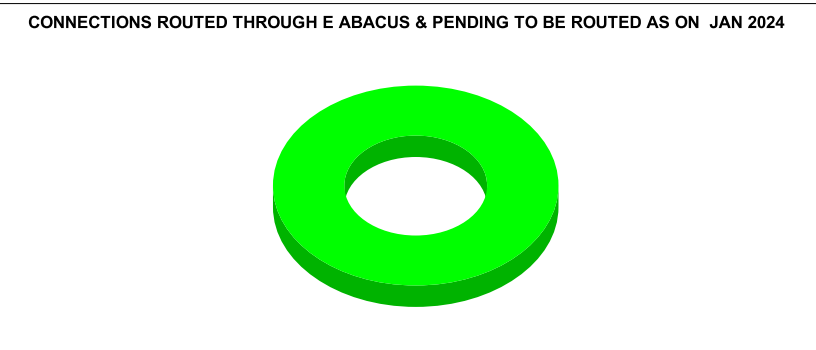


MONTH	No of RR Notices Issued	No of RR Proceed	No Of RR Settled	Amount Collected via Settled RR
AUGUST	36	43	7	157,273
SEPTEMBER	164	34	7	213,156
OCTOBER	64	30	9	104,598
NOVEMBER	118	24	12	150,867
DECEMBER	66	42	7	146,567
JANUARY	153	37	4	62,400

JAL JEEVAN MISSION ROUTING	Marks	Total marks	Rank
	10.00	10	5



MONTH	Total No of JJM Connection	No of connection routed in e-Abacus	Balance connection to be routed
AUGUST	65,316	65,215	101
SEPTEMBER	66,173	65,391	782
OCTOBER	67,634	67,486	148
NOVEMBER	69,116	67,077	2,039
DECEMBER	69,704	67,573	2,131
JANUARY	70,787	70,787	0



Sources of data	
Revenue Collection Data	DCB based on E-abacus data collected from Divisions and consolidated by RMC
Amnesty Data	Summary of Live data submitted by Revenue Division via Google sheet shared
Meter Reading Data	Data collected from division via google sheets
Faulty Meter Replacement Data	Data collected from division via google sheets
JJM Reading Posting	Data collected from division via google sheets
Moile Number updation Status	Data collected from division via google sheets
Disconnection data	Data collected from division via google sheets
BPL data	Data provided from DBA
Arrear Break up	Govt. Arrear , Central Govt. Arrear as on January based on e-abacus ; LSGD data based on DCB
Total Arrears and Total Connections	Data from DCB
Top Defaulters	Arrear data from E-abacus as on January