



# കേരള ജല അതോറിറ്റി

<b>SHORNUR</b>	JANUARY	Report Generated at 27/02/2024 12:41:57	<b>Rank -22</b>
----------------	---------	---	-----------------

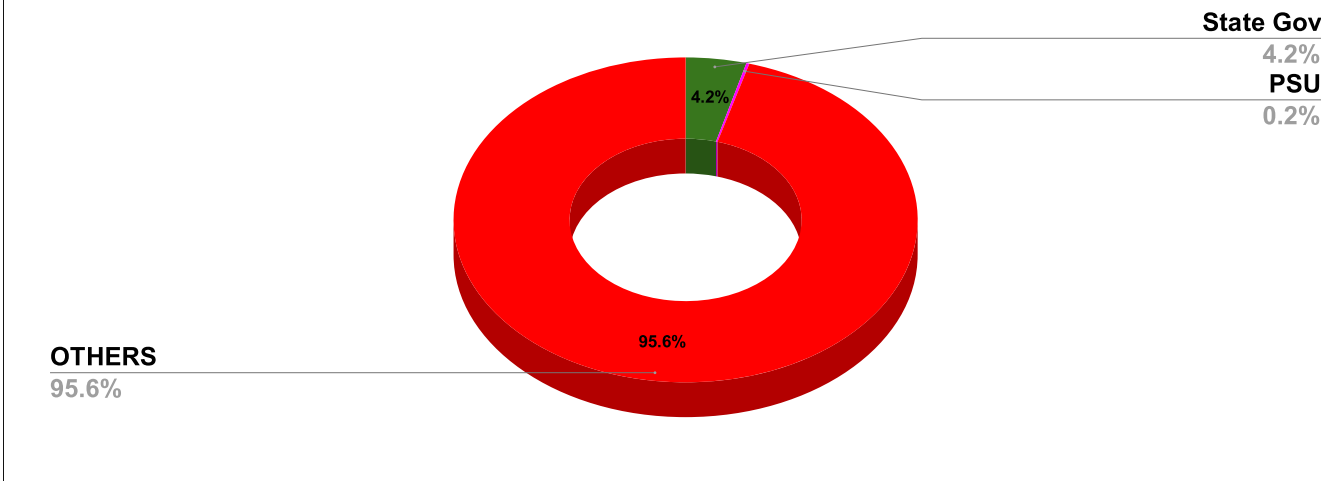
<b>Name of Executive Engineer</b>	Smt. Achamma Alex
-----------------------------------	-------------------

<b>Name of Revenue officer</b>	Vacant
--------------------------------	--------

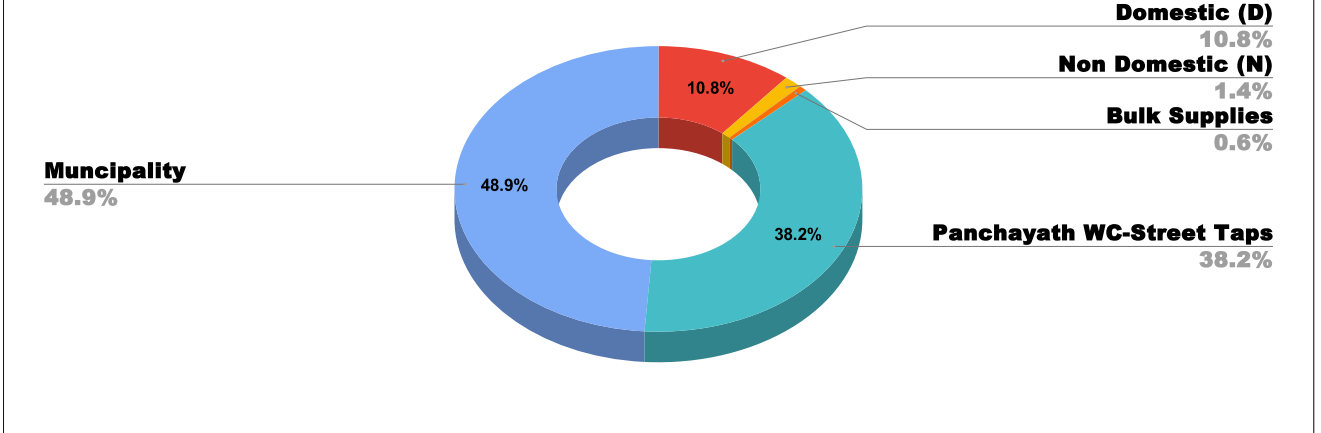
<b>CONNECTIONS AS ON AS ON JANUARY :</b>	<b>1,35,585</b>	<b>ARREARS IN CRORE AS ON JANUARY :</b>	<b>9.02</b>
--	-----------------	---	-------------

ARREARS				
STATE GOVERNMENT	CENTRAL GOVERNMENT	PSU	OTHERS	LSGD
37,96,735	10,028	1,91,637	8,61,88,754	61,14,59,906

## ARREAR BREAK UP INCLUDING LSGD



## ARREARS INCLUDING LSGD



DOMESTIC	NON DOMESTIC	INDUSTRIAL	SPECIAL	BULK SUPPLY	Panchayath WC-Street Taps	Municipality WC -Street Taps	Corporation WC -Street Taps
7,55,98,433	1,00,76,494	97,312	1,17,595	42,97,320	26,82,89,730	34,31,70,176	0

## ARREARS WITH OUT LSGD

### Bulk Supplies

4.8%

### Special (S)

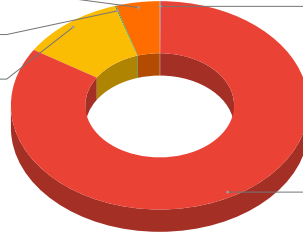
0.1%

### Non Domestic (N)

11.2%

### Industrial (I)

0.1%



### Domestic (D)

83.8%

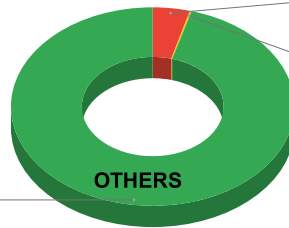
## ARREAR BREAK UP WITH OUT LSGD

### State Gov

4.2%

### PSU

0.2%



### Domestic, Nondomestic and others

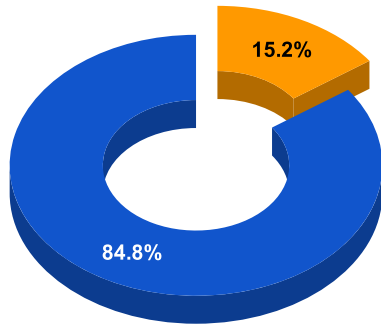
95.6%

## TOP DEFAULTERS OF SHORNUR FOR THE MONTH OF JANUARY

SL NO	NAME	ARREAR(IN CRORES)
1	THE SECRETARY, GRAMA PANCHAYATH 9/300, OFFICE, AMBALAPPARA	0.037
2	THE THAHASILDAR, MINI CIVIL STATION BUILDING, TALUK OFFICE, BUILDING NO 8/84 M	0.036
3	THE SECRETARY, BLOCK PANCHAYATH TALUK HOSPITAL, HOSPITAL JUNCTION, MANNARKKAD P.O.	0.025
4	THE PRINCIPAL IPT & GPT, REDGATE, KULAPULLY,	0.021
5	THE PRINCIPAL, 24/147(1), GOVT HIGHER SECONDARY SCHOOL, OTTAPALAM .PO. OTTAPALAM,PIN:679101	0.020
6	THE PRINCIPAL, GOVT. ENGINEERING COLLEGE, MANNAMPETTA, MANNAMPETTA PO.9400006412	0.018
7	THE PRINCIPAL, DEAF & MUTE SCHOOL, KANNIYAMPURAM (PO), OTTAPALAM	0.018
8	C.FATHIMA, CHUNGATH VEEDU, SREEKRISHNANPURAMSS, SREEKRISHNANPURAM PO	0.017
9	T. P. SARADHA AMMA, NEDUNGADI BANK LANE, ,	0.015
10	THE SECRETARY, ANAKKARA PANCHAYATH, , ANAKKARA PO	0.015

## BPL DATA

BPL CONNECTIONS AS % OF TOTAL LIVE CONNECTIONS



● BPL CONNECTIONS ● TOTAL LIVE CONNECTIONS

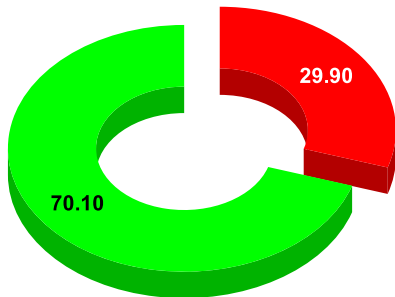
### TOTAL NO OF BPL CONNECTIONS

AS ON JULY 2023 20,242

## COMPREHENSIVE INDEX

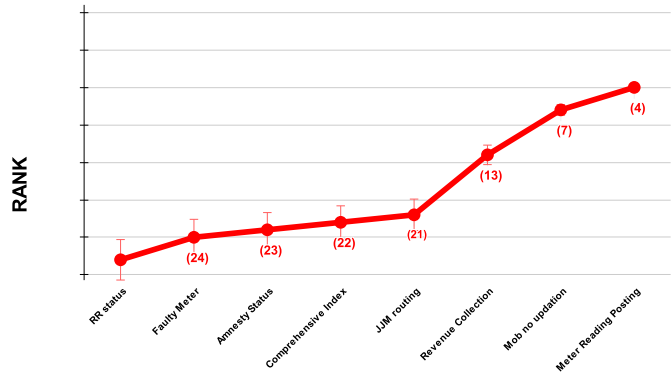
Marks	Total marks	Rank
70.10	100	22

MARKS OBTAINED



● Percent Score to be Achieved ● Percent Score Achieved

DIVISION RANK IN VARIOUS PARAMETERS



### COMPREHENSIVE INDEX

### REVENUE COLLECTION ACHIEVEMENT

### METER READING POSTING

### FAULTY METER REPLACEMENT

### MOBILE NO UPDATION

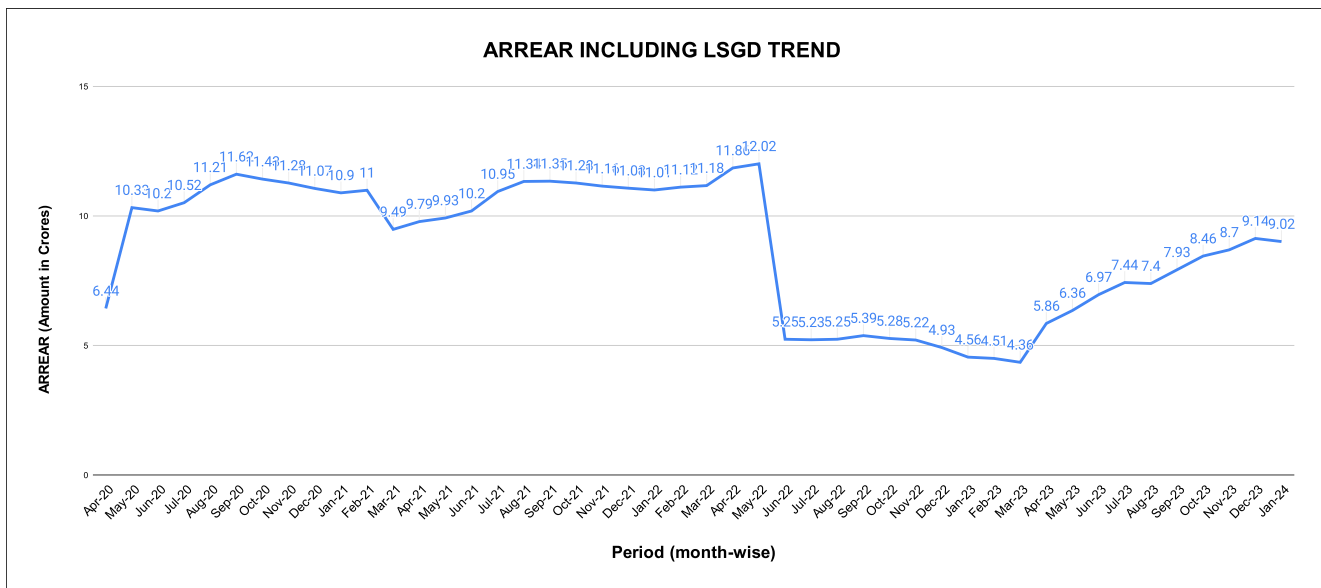
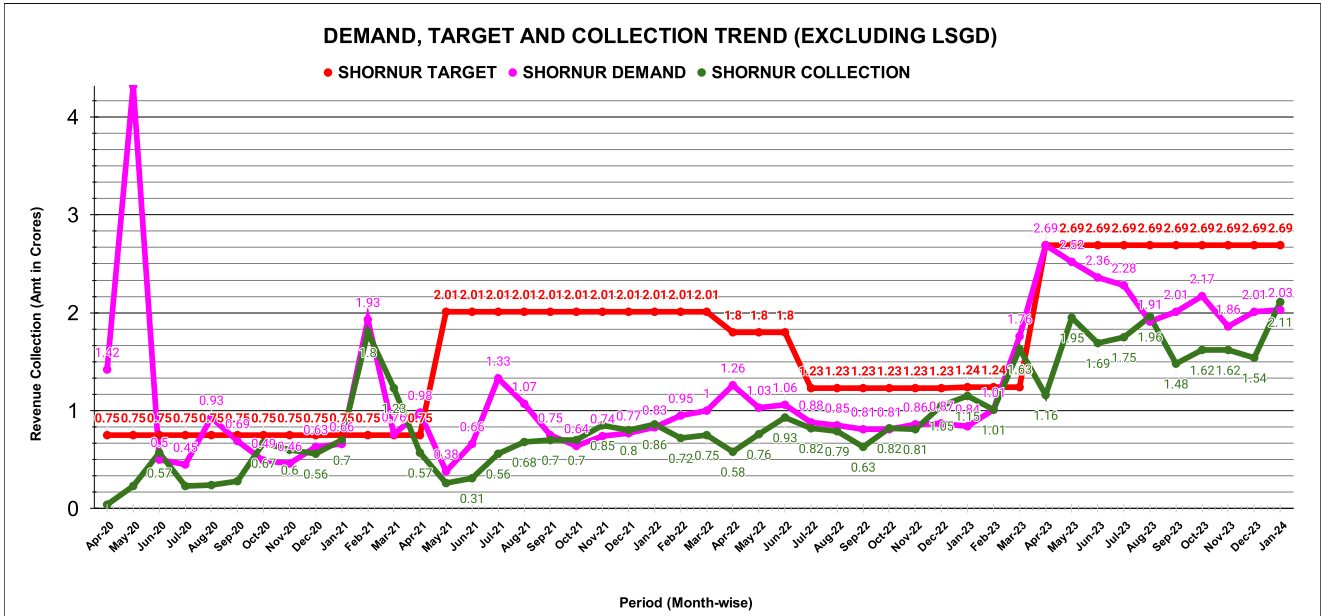
### REVENUE RECOVERY STATUS

### JAL JEEVAN MISSION ROUTING

### AMNESTY

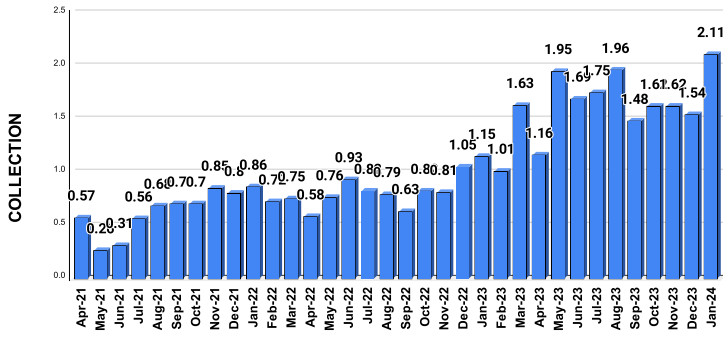
Marks	Total marks	Rank
70.10	100	22
15.89	25	13
16.00	16	4
12.21	20	24
10.00	10	7
0.37	8	27
9.97	10	21
5.66	11	23



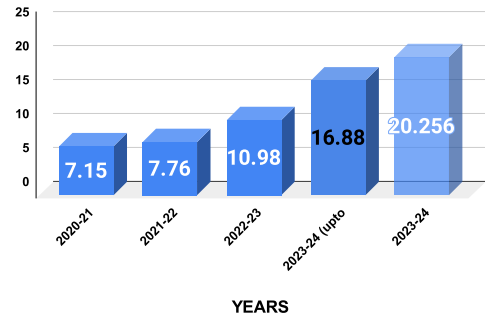


COLLECTION IN LAKHS												
YEAR	April	May	June	July	August	September	October	November	December	January	February	March
2020-21	4	23	57	23	24	28	67	60	56	70	180	123
2021-22	57	26	31	56	68	70	70	85	80	86	72	75
2022-23	58	76	93	82	79	63	82	81	105	115	101	163
2023-24	116	195	169	175	196	148	162	162	154	211		
YEAR	2020-21	2021-22	2022-23	2023-24								
COLLECTION IN LAKHS	715	776	1,098	1,687								

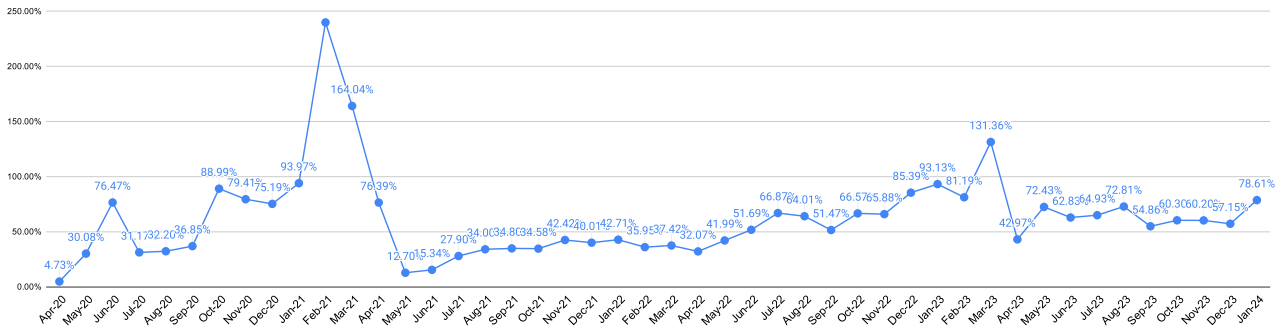
### REVENUE COLLECTION TREND



### REVENUE COLLECTION FOR LAST 4 YEARS IN CRORES

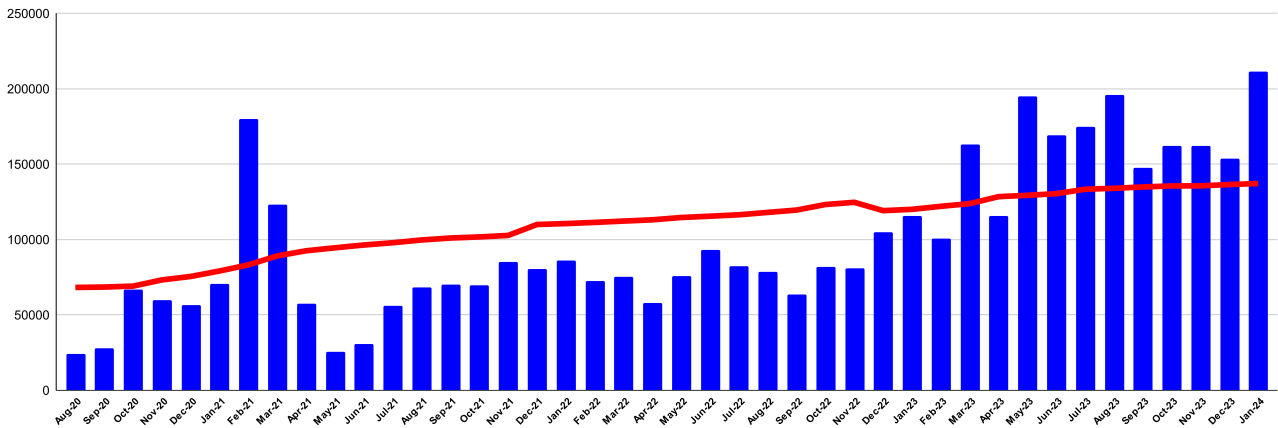


### REVENUE COLLECTION ACHIEVEMENT IN PERCENTAGE



### COLLECTIONS VS CONNECTIONS TREND FOR THE LAST 42 MONTHS

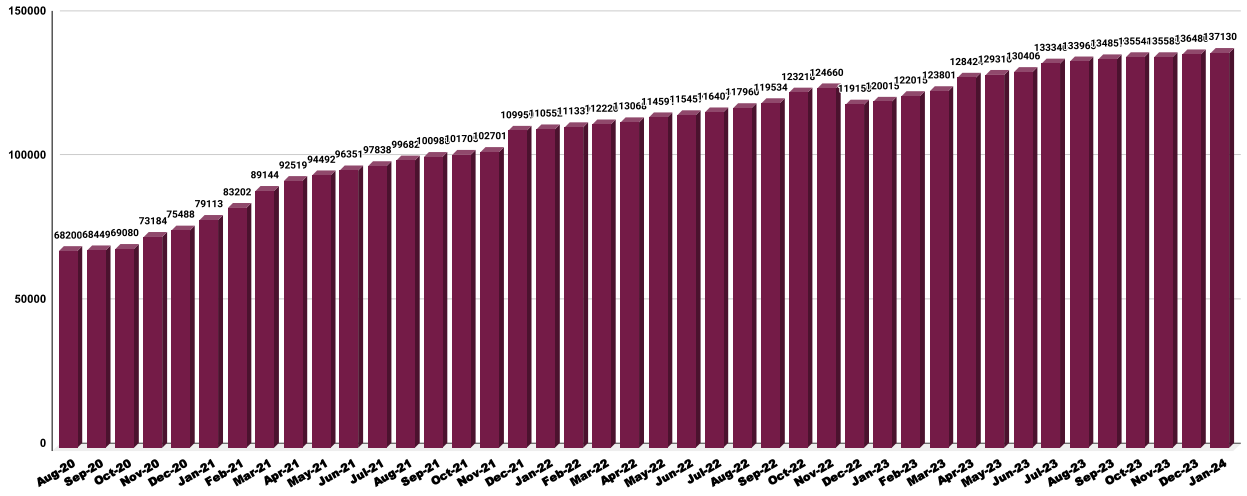
■ COLLECTION - CONNECTION



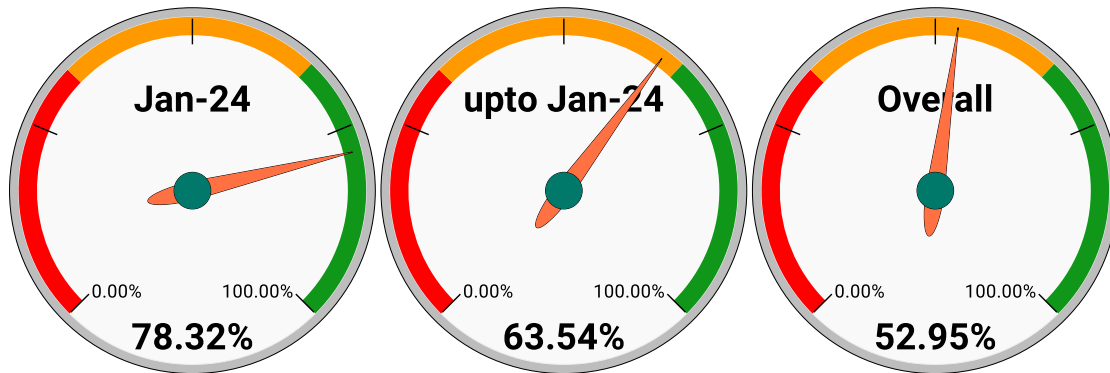
### CONNECTION OF LAST 46 MONTHS

YEAR	April	May	June	July	August	September	October	November	December	January	February	March
2020-21	66,754	67,357	67,828	68,028	68,200	68,449	69,080	73,184	75,488	79,113	83,202	89,144
2021-22	92,519	94,492	96,351	97,838	99,682	1,00,988	1,01,705	1,02,701	1,09,959	1,10,552	1,11,337	1,12,220
2022-23	1,13,068	1,14,591	1,15,457	1,16,407	1,17,960	1,19,534	1,23,218	1,24,660	1,19,150	1,20,015	1,22,015	1,23,801
2023-24	1,28,424	1,29,316	1,30,406	1,33,340	1,33,965	1,34,857	1,35,548	1,35,585	1,36,480	1,37,130		

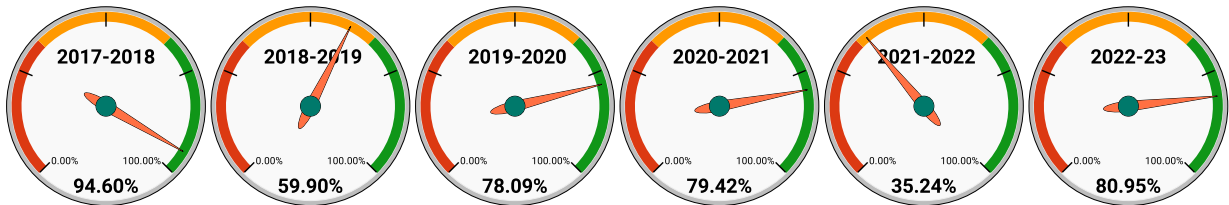
### CONNECTION TREND OF LAST 42 MONTHS



### Revenue Targets & Achievements for the year 2023-24



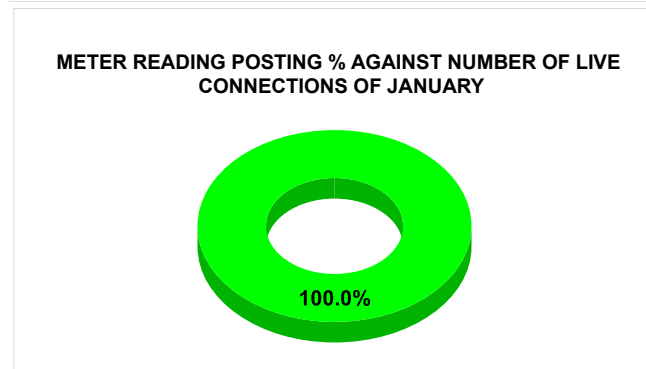
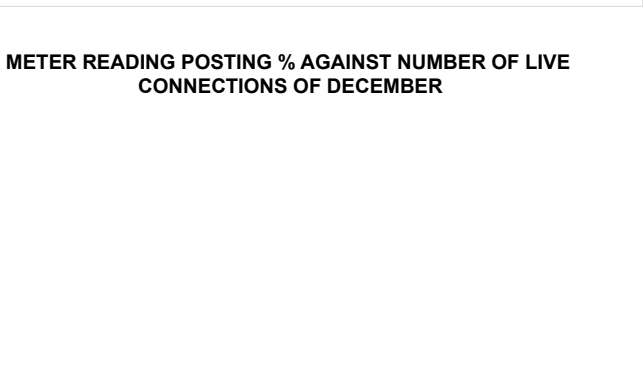
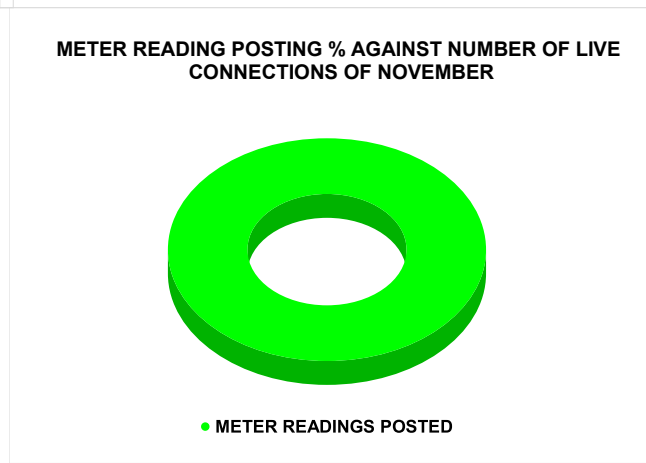
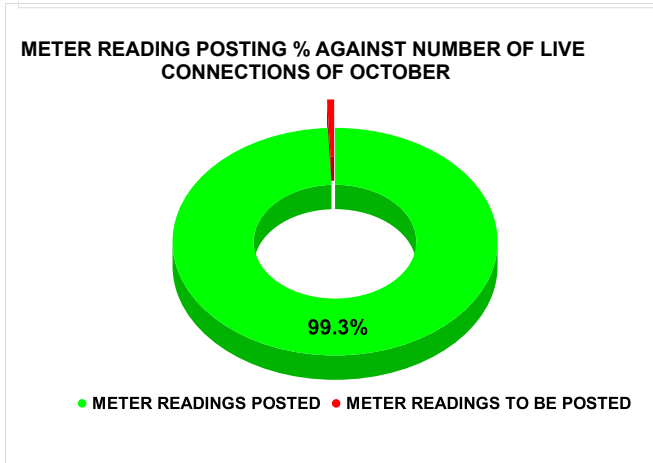
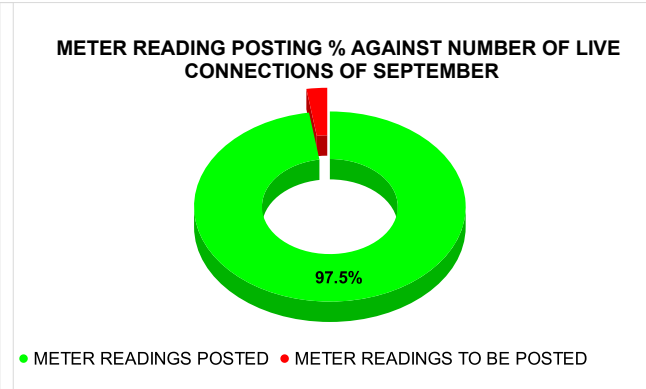
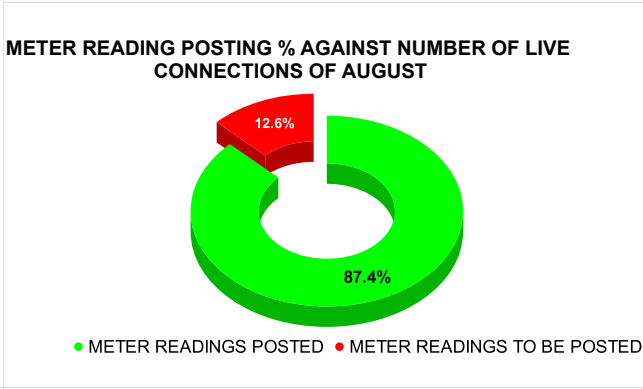
### Previous 6 year Target Achievement



METER READING POSTING			Marks	Total marks	Rank
			16.00	16	4

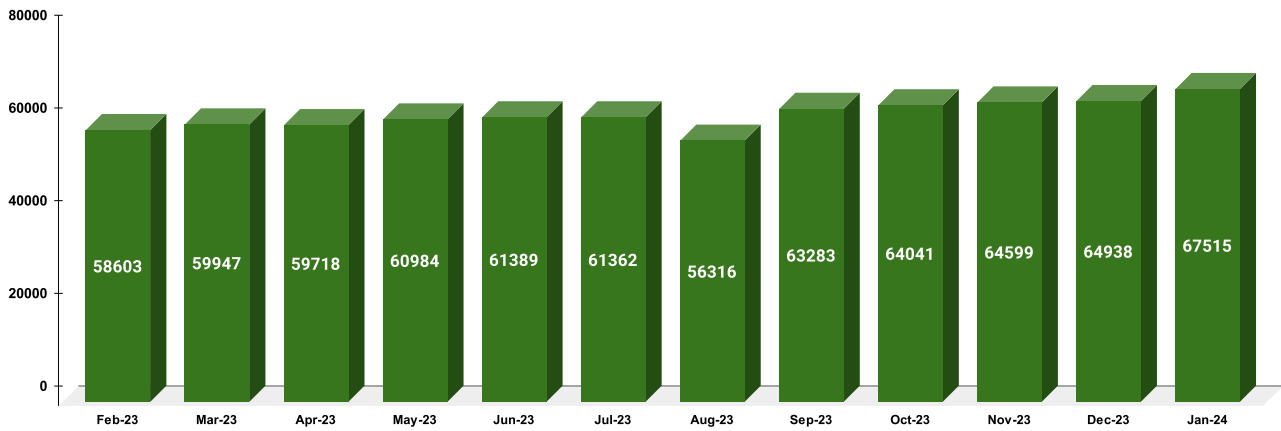
Total No. of Live connection on August	Total No. of readings posted on August	Total Readings of August against 50% Total Live Connections of August 23
128,887	56,316	87.39%
Total No. of Live connection on October	Total No. of readings posted on October	Total Readings of October against 50% Total Live Connections of October 23
128,984	64,041	99.30%
Total No. of Live connection on December	Total No. of readings posted on December	Total Readings of December against 50% Total Live Connections of December 23
129,905	64,938	99.98%

Total No. of Live connection on September	Total No. of readings posted on September	Total Readings of September against 50% Total Live Connections of September 23
129,755	63,283	97.54%
Total No. of Live connection on November	Total No. of readings posted on November	Total Readings of November against 50% Total Live Connections of November 23
128,480	64,599	100.56%
Total No. of Live connection on January	Total No. of readings posted on January	Total Readings of January against 50% Total Live Connections of January 24
132,813	67,515	101.67%





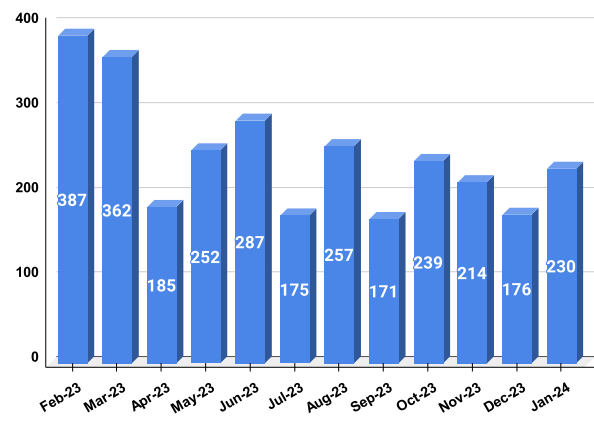
### METER READING POSTED FOR LAST 12 MONTHS



### FAULTY METER

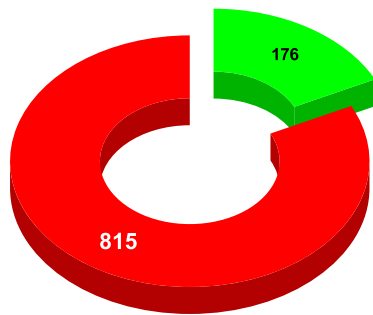
Marks	Total marks	Rank
12.21	20	24

#### FAULTY METER REPLACEMENT OF LAST 12 MONTHS



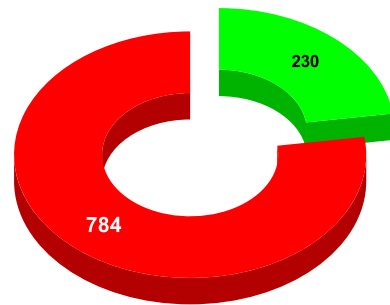
MONTH	Total No. of Faulty meters	Number of Faulty meter replaced	Number of Faulty meter pending
AUGUST	892	257	635
SEPTEMBER	975	171	804
OCTOBER	981	239	742
NOVEMBER	966	214	752
DECEMBER	991	176	815
JANUARY	1,014	230	784

#### FAULTY METER REPLACED VS FAULTY METER TO BE REPLACED ON DECEMBER



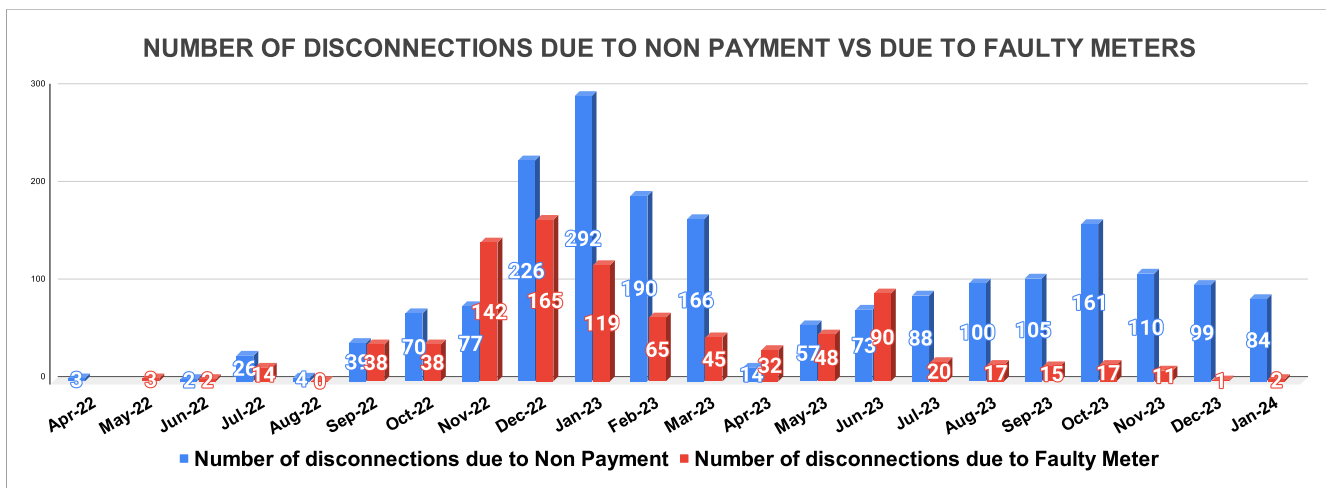
- NO OF FAULTY METERS REPLACED
- FAULTY METERS TO BE REPLACED

#### FAULTY METER REPLACED VS FAULTY METER TO BE REPLACED ON JANUARY

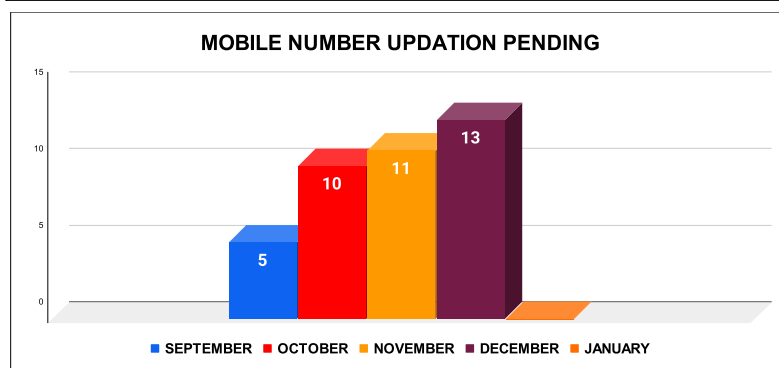


- NO OF FAULTY METERS REPLACED
- FAULTY METERS TO BE REPLACED

DISCONNECTION STATUS										Marks	Total marks	Rank
										-	-	-
DISCONNECTI ONS	APRIL	MAY	JUNE	JULY	AUGUST	SEPTEMBER	OCTOBER	NOVEMBER	DECEMBER	JANUARY	FEBRUARY	MARCH
DUE TO NON PAYMENT ( )	3		2	26	4	39	70	77	226	292	190	166
DUE TO FAULTY METER ( )		3	2	14	0	38	38	142	165	119	65	45
DUE TO NON PAYMENT ( )	14	57	73	88	100	105	161	110	99	84		
DUE TO FAULTY METER ( )	32	48	90	20.00	17	15	17	11	1	2		

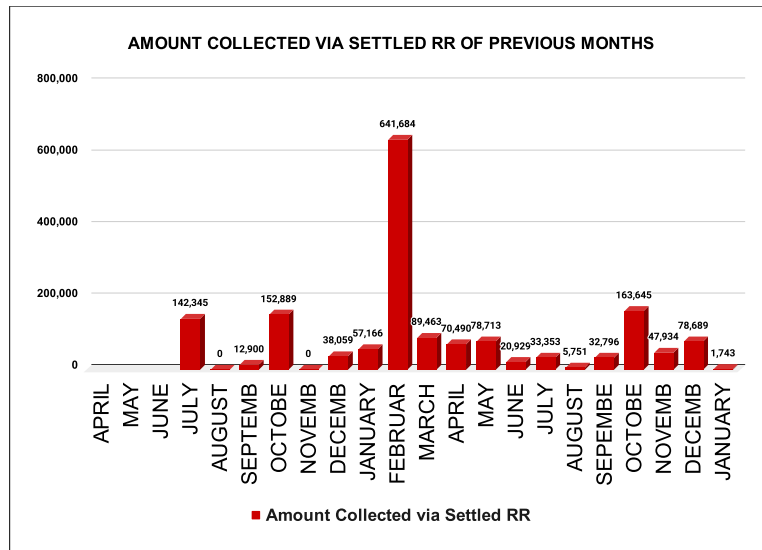


MOBILE NUMBER UPDATION					Marks	Total marks	Rank
					10.00	10	7



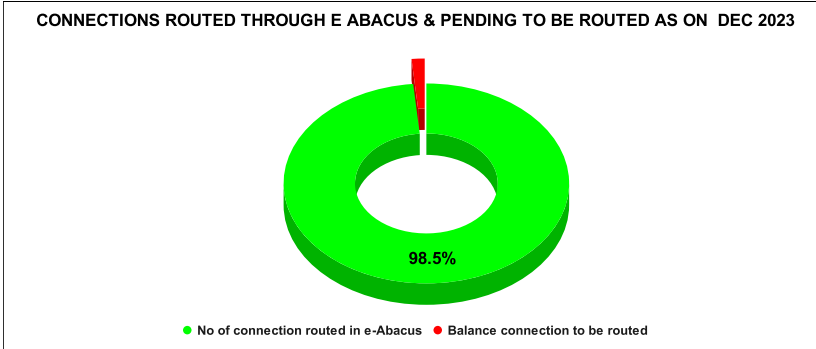
Mobile Number updation pending				
SEPTEMBER	OCTOBER	NOVEMBER	DECEMBER	JANUARY
5	10	11	13	0

REVENUE RECOVERY STATUS	Marks	Total marks	Rank
	0.37	8	27

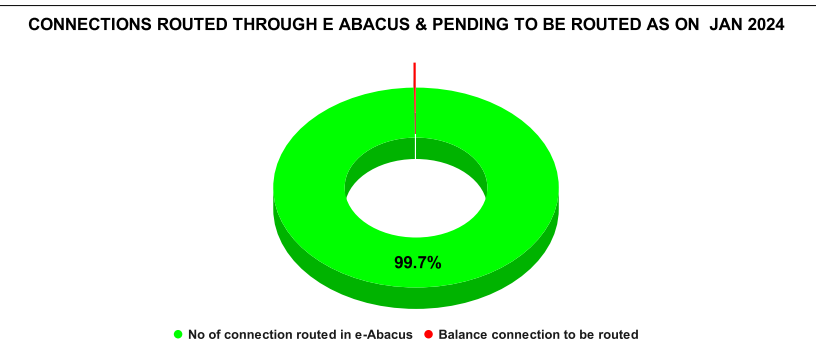


MONTH	No of RR Notices Issued	No of RR Proceed	No Of RR Settled	Amount Collected via Settled RR
AUGUST	75	6	1	5,751
SEPTEMBER	101	34	11	32,796
OCTOBER	61	24	24	163,645
NOVEMBER	129	9	12	47,934
DECEMBER	53	12	5	78,689
JANUARY	13	18	1	1,743

JAL JEEVAN MISSION ROUTING	Marks	Total marks	Rank
	9.97	10	21



MONTH	Total No of JJM Connection	No of connection routed in e-Abacus	Balance connection to be routed
AUGUST	49,359	48,677	682
SEPTEMBER	50,957	49,774	1,183
OCTOBER	51,894	50,560	1,334



MONTH	Total No of JJM Connection	No of connection routed in e-Abacus	Balance connection to be routed
NOVEMBER	54,523	53,280	1,243
DECEMBER	55,635	54,815	820
JANUARY	38,413	38,316	97

Sources of data	
Revenue Collection Data	DCB based on E-abacus data collected from Divisions and consolidated by RMC
Amnesty Data	Summary of Live data submitted by Revenue Division via Google sheet shared
Meter Reading Data	Data collected from division via google sheets
Faulty Meter Replacement Data	Data collected from division via google sheets
JJM Reading Posting	Data collected from division via google sheets
Moile Number updation Status	Data collected from division via google sheets
Disconnection data	Data collected from division via google sheets
BPL data	Data provided from DBA
Arrear Break up	Govt. Arrear , Central Govt. Arrear as on January based on e-abacus ; LSGD data based on DCB
Total Arrears and Total Connections	Data from DCB
Top Defaulters	Arrear data from E-abacus as on January