



കേരള ജല അതോറിറ്റി

W S KOCHI	JANUARY	Report Generated at 27/02/2024 12:41:04	Rank -4
------------------	---------	---	----------------

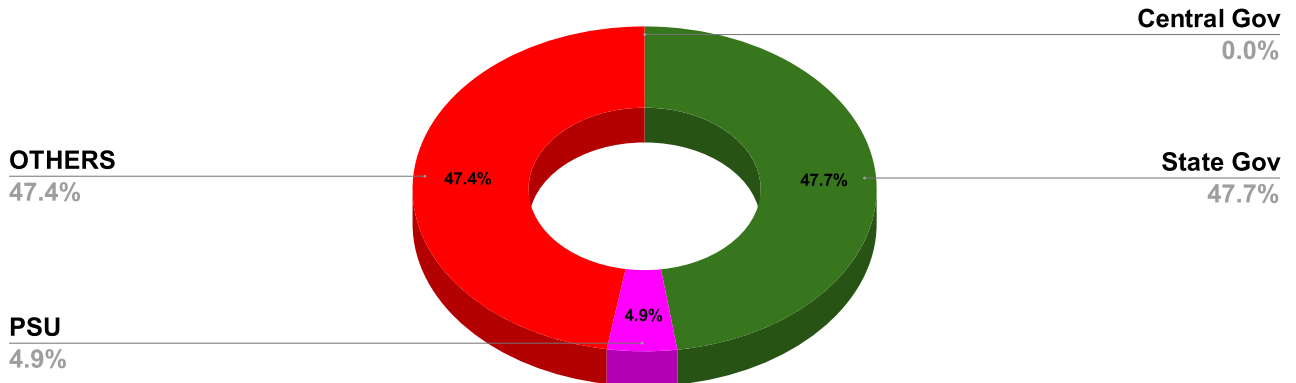
Name of Executive Engineer	Sri Saji P A
-----------------------------------	--------------

Name of Revenue officer	Smt.AISHA BEEVI P K
--------------------------------	---------------------

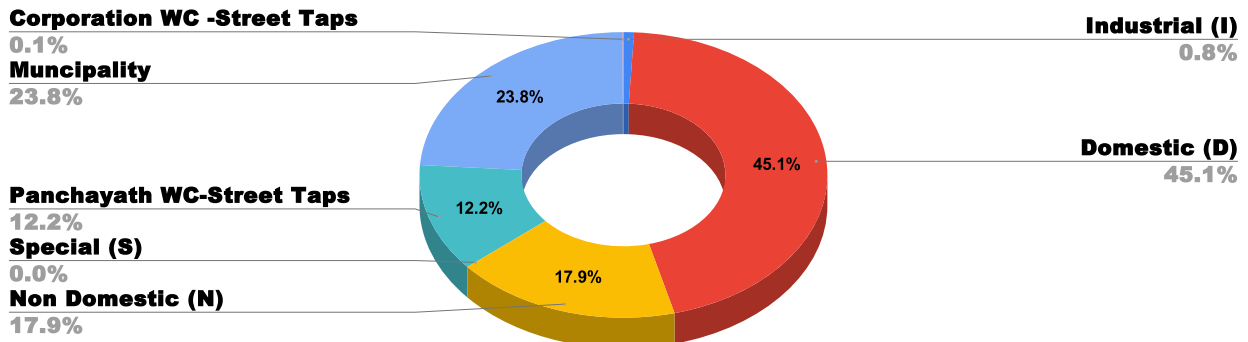
CONNECTIONS AS ON AS ON JANUARY :	2,42,482	ARREARS IN CRORE AS ON JANUARY :	42.88
--	-----------------	---	--------------

ARREARS				
STATE GOVERNMENT	CENTRAL GOVERNMENT	PSU	OTHERS	LSGD
20,46,96,592	42,083	2,08,63,669	20,31,99,583	24,27,31,873

ARREAR BREAK UP INCLUDING LSGD



ARREARS INCLUDING LSGD



DOMESTIC	NON DOMESTIC	INDUSTRIAL	SPECIAL	BULK SUPPLY	Panchayath WC-Street Taps	Municipality WC -Street Taps	Corporation WC - Street Taps
30,30,86,107	12,01,10,818	56,04,379	623	0	8,22,50,844	15,99,17,315	5,63,714

ARREARS WITH OUT LSGD

Special (S)

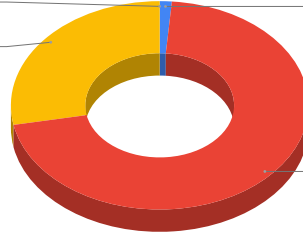
0.0%

Non Domestic (N)

28.0%

Industrial (I)

1.3%



Domestic (D)

70.7%

ARREAR BREAK UP WITH OUT LSGD

Domestic, Nondomestic and others

47.4%

PSU

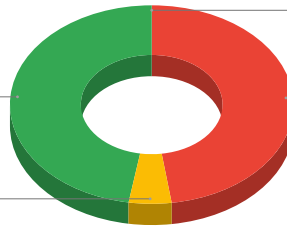
4.9%

Central Gov

0.0%

State Gov

47.7%

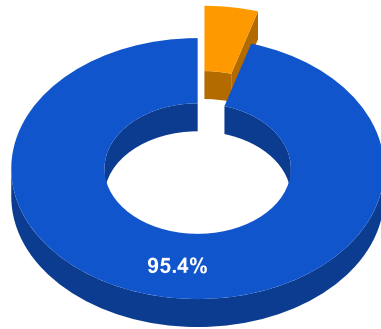


TOP DEFAULTERS OF W S KOCHI FOR THE MONTH OF JANUARY

SL NO	NAME	ARREAR(IN CRORES)
1	THE PRINCIPAL, XII/116 B7/UA, ERNAKULAM GOVT MEDICAL COLLEGE, HMT COLONY 9567700750	0.694
2	THE EXECUTIVE ENGINEER, PHILIPS CARBON BLACK LTD, PH:9946699832, AMBALAMUGAL,	0.530
3	THE SUB INSPECTOR OF POLICE, KALAMASSERY POLICE STATION,9497962185, III/454,KALAMASSERY,	0.197
4	THE MANAGING DIRECTOR, HINDUSTAN ORGANIC CHEMICALS LTD, 2720911-13 or 04842727206, AMBALAMUGAL, PH 8075694268	0.098
5	REGISTRAR, PH/2575319 ^, COCHIN UNIVERSITY OF SCIENCE, AND TECHNOLOGY, KALAMASSERY	0.088
6	THE RESERVE INSPECTOR ^, A R CAMP @, KALAMASSERY,	0.063
7	S K ABDULLA MANAGING DIRECTOR LAKESHORE, 16/612A, (B14 337/1-2-3 TO 327/3-2), LAKESHORE HOSPITAL RESEARCH CENTRE,,	0.050
8	REPRESENTED BY M D S K ABDULLA KUNJU, 16/612, (B14 337/1-2-3 TO 327/3-2), LAKESHORE HOSPITAL RESEARCH CENTRE,, NETTOOR.	0.050
9	THE ASSISTANT ENGINEER, GARRISON, N P O L, THRIKKAKARA,	0.042
10	SUPERINTENDENT MEDICAL OFFICER, GOVT. HOSPITAL, PARAVUR,	0.042

BPL DATA

BPL CONNECTIONS AS % OF TOTAL LIVE CONNECTIONS



● BPL CONNECTIONS ● TOTAL LIVE CONNECTIONS

TOTAL NO OF BPL CONNECTIONS

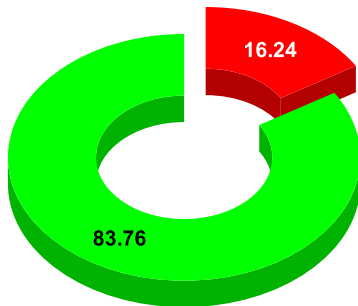
AS ON JULY 2023

11,125

COMPREHENSIVE INDEX

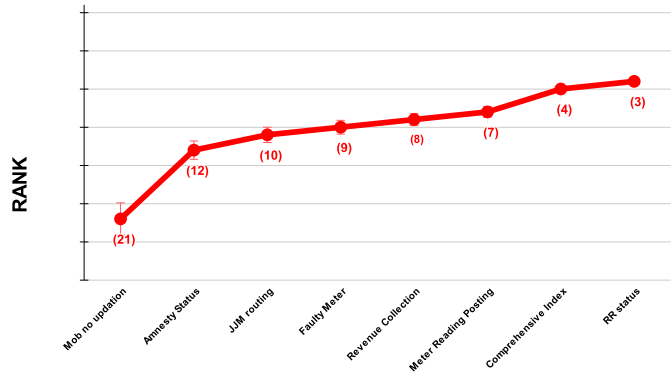
Marks	Total marks	Rank
83.76	100	4

MARKS OBTAINED



● Percent Score to be Achieved ● Percent Score Achieved

DIVISION RANK IN VARIOUS PARAMETERS



Marks	Total marks	Rank
83.76	100	4

COMPREHENSIVE INDEX

REVENUE COLLECTION ACHIEVEMENT

METER READING POSTING

FAULTY METER REPLACEMENT

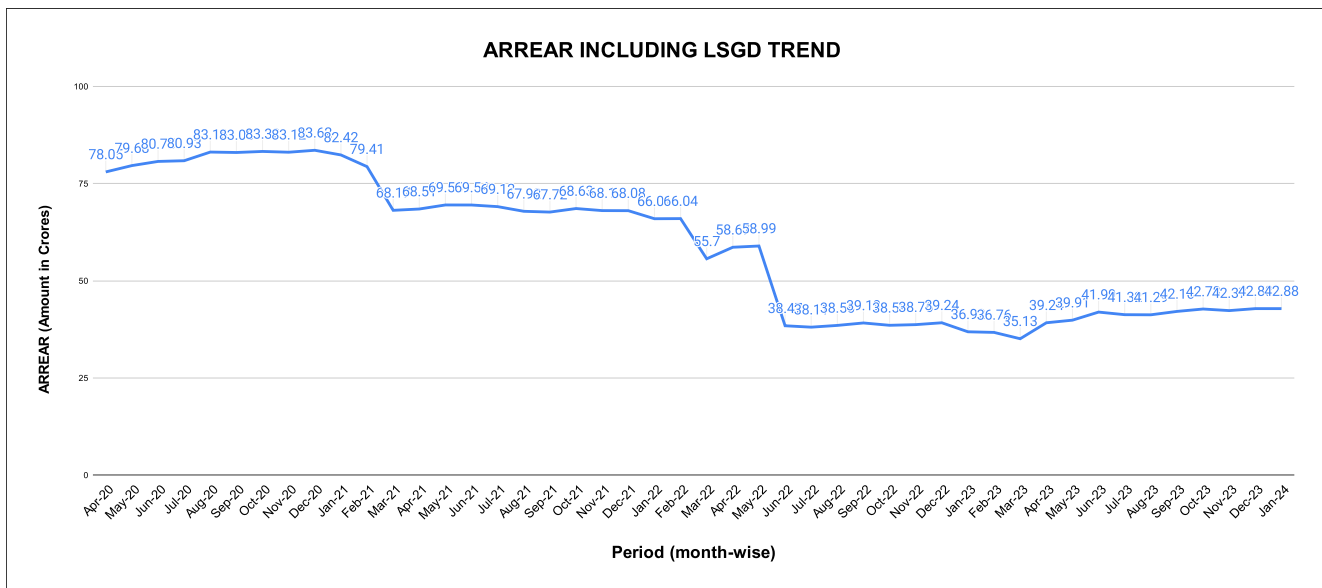
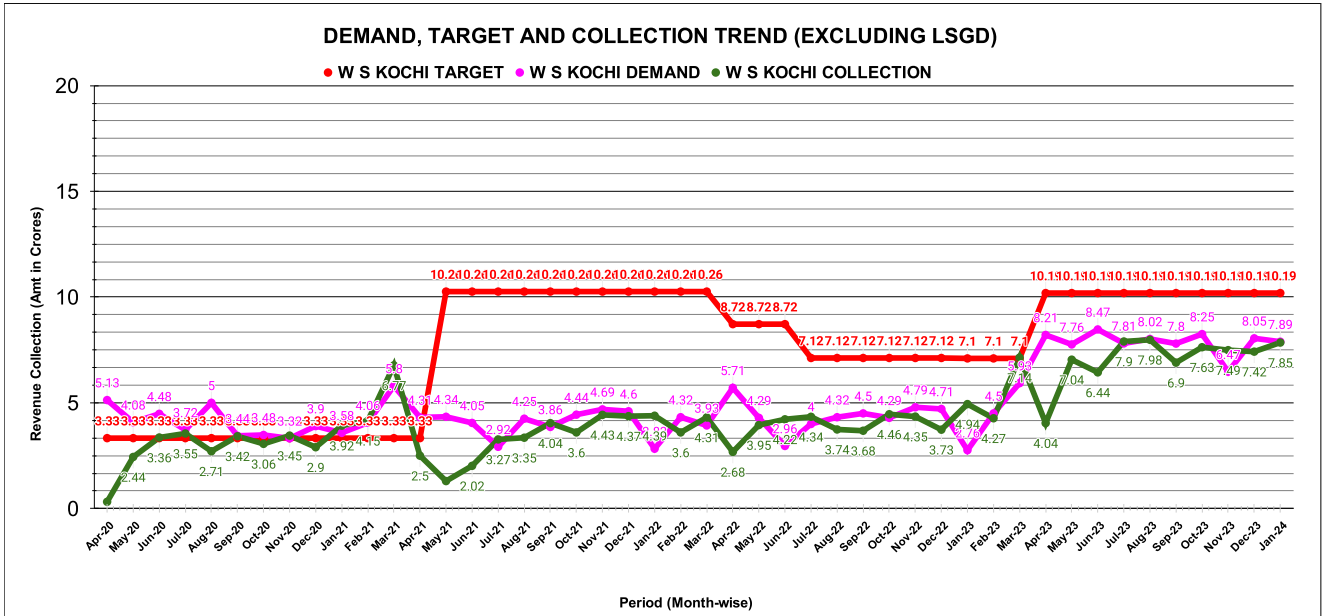
MOBILE NO UPDATION

REVENUE RECOVERY STATUS

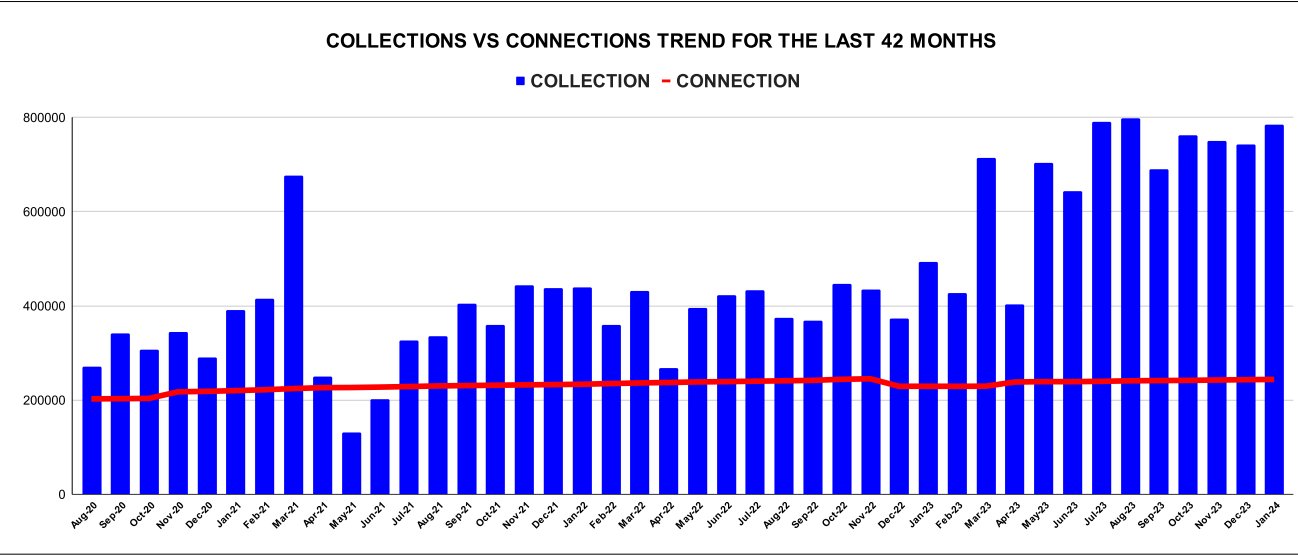
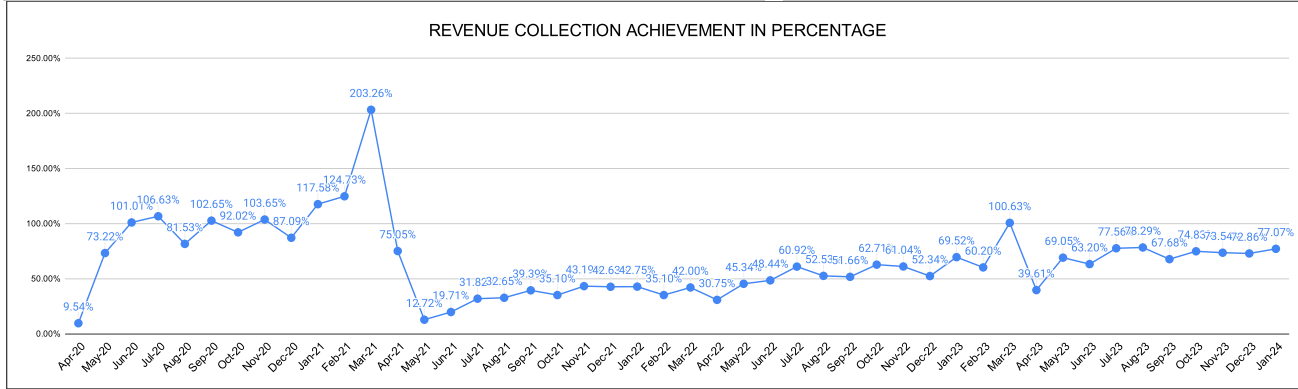
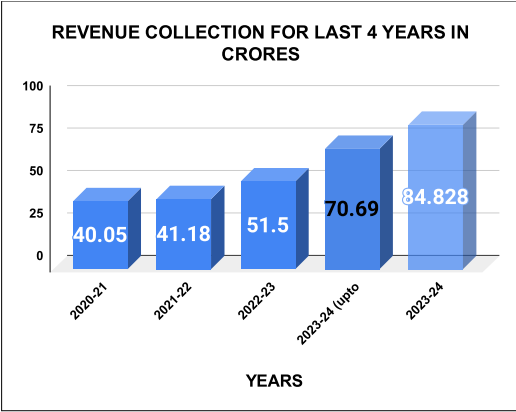
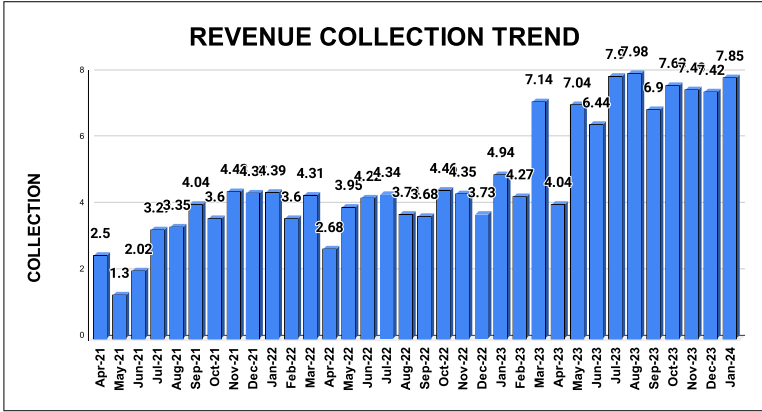
JAL JEEVAN MISSION ROUTING

AMNESTY

Marks	Total marks	Rank
83.76	100	4
17.64	25	8
16.00	16	7
15.61	20	9
9.80	10	21
7.03	8	3
10.00	10	10
7.69	11	12



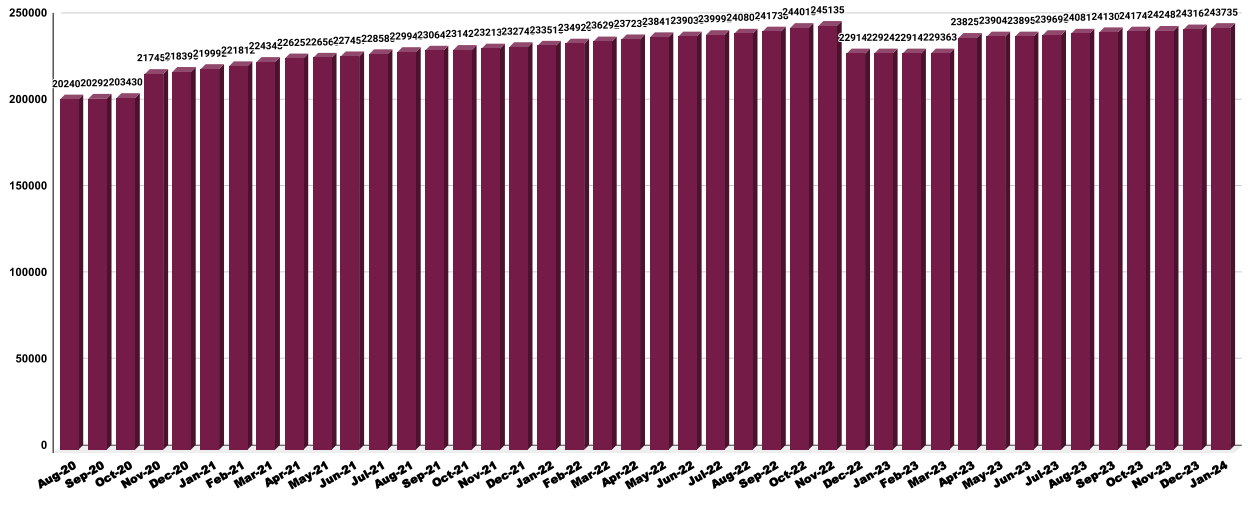
COLLECTION IN LAKHS												
YEAR	April	May	June	July	August	September	October	November	December	January	February	March
2020-21	32	244	336	355	271	342	306	345	290	392	415	677
2021-22	250	130	202	327	335	404	360	443	437	439	360	431
2022-23	268	395	422	434	374	368	446	435	373	494	427	714
2023-24	404	704	644	790	798	690	763	749	742	785		
YEAR	2020-21	2021-22	2022-23	2023-24								
COLLECTION IN LAKHS	4,006	4,119	5,151	7,069								



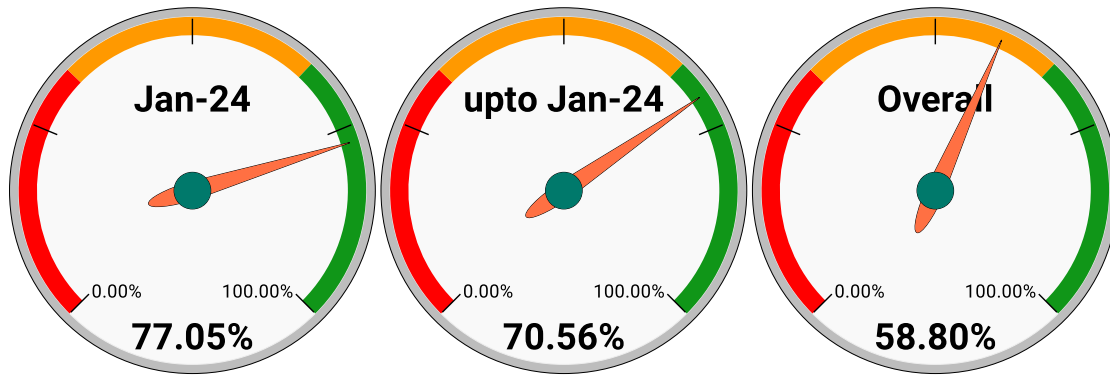
CONNECTION OF LAST 46 MONTHS

YEAR	April	May	June	July	August	September	October	November	December	January	February	March
2020-21	2,00,280	2,00,803	2,01,503	2,01,882	2,02,407	2,02,927	2,03,430	2,17,459	2,18,396	2,19,992	2,21,812	2,24,343
2021-22	2,26,253	2,26,563	2,27,457	2,28,588	2,29,940	2,30,648	2,31,421	2,32,136	2,32,746	2,33,515	2,34,920	2,36,292
2022-23	2,37,230	2,38,416	2,39,030	2,39,992	2,40,804	2,41,738	2,44,018	2,45,135	2,29,142	2,29,242	2,29,142	2,29,363
2023-24	2,38,257	2,39,048	2,38,957	2,39,698	2,40,814	2,41,303	2,41,749	2,42,482	2,43,161	2,43,735		

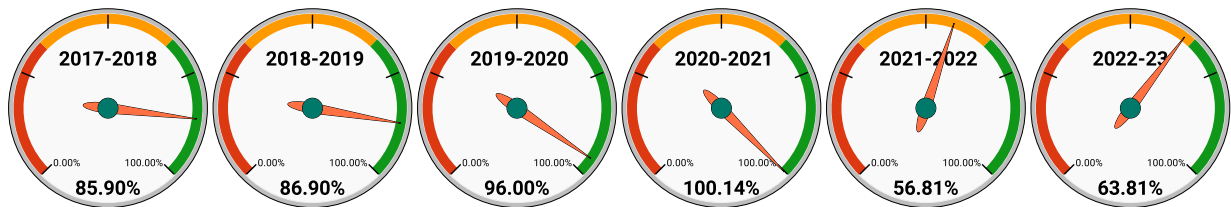
CONNECTION TREND OF LAST 42 MONTHS



Revenue Targets & Achievements for the year 2023-24




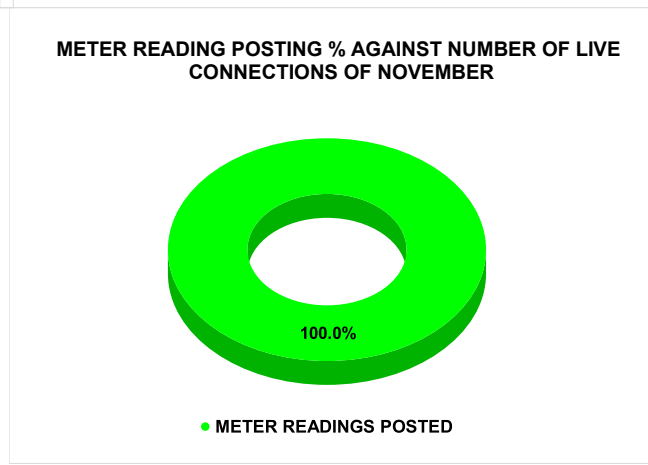
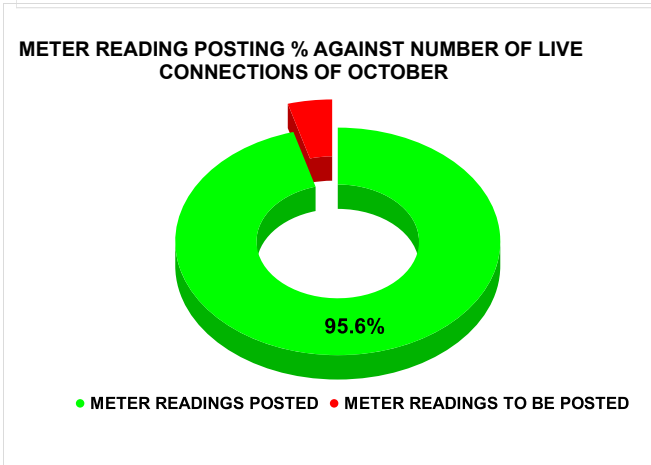
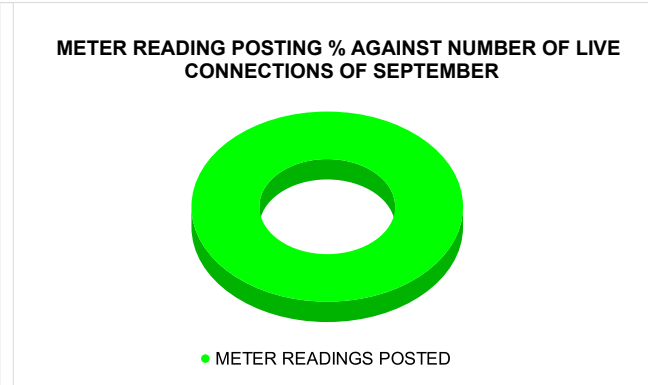
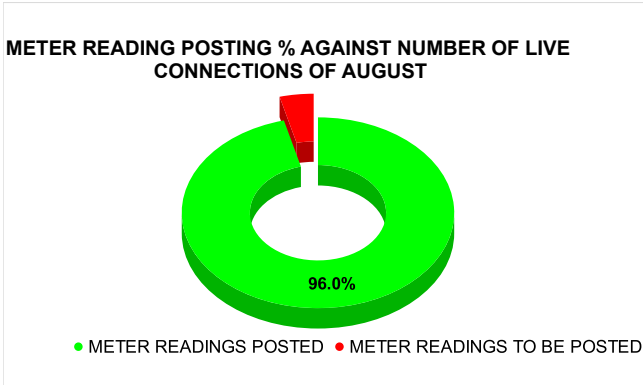
Previous 6 year Target Achievement



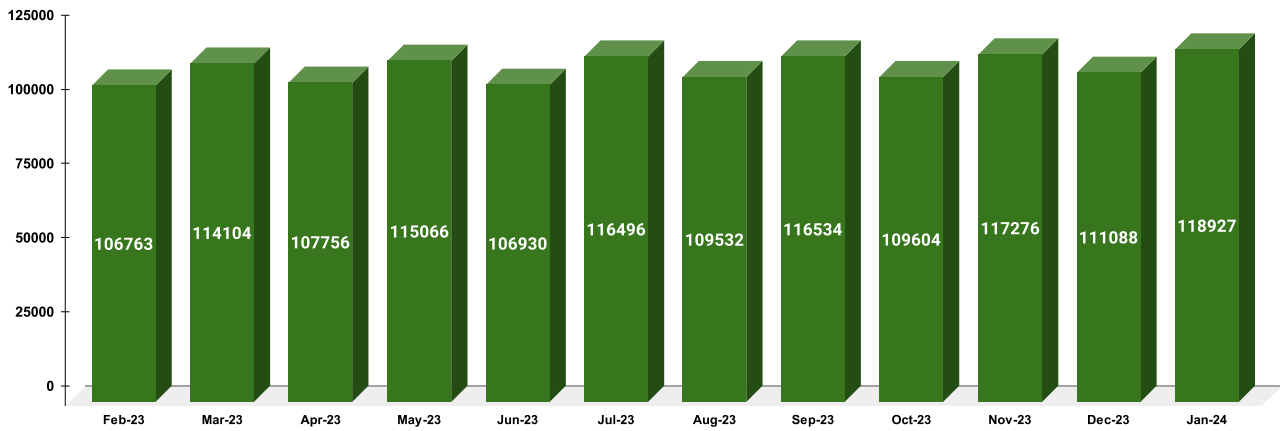
METER READING POSTING			Marks	Total marks	Rank
			16.00	16	7

Total No. of Live connection on August	Total No. of readings posted on August	Total Readings of August against 50% Total Live Connections of August 23
228,257	109,532	95.97%
Total No. of Live connection on October	Total No. of readings posted on October	Total Readings of October against 50% Total Live Connections of October 23
229,304	109,604	95.60%
Total No. of Live connection on December	Total No. of readings posted on December	Total Readings of December against 50% Total Live Connections of December 23
230,446	111,088	96.41%

Total No. of Live connection on September	Total No. of readings posted on September	Total Readings of September against 50% Total Live Connections of September 23
228,629	116,534	101.94%
Total No. of Live connection on November	Total No. of readings posted on November	Total Readings of November against 50% Total Live Connections of November 23
233,917	117,276	100.27%
Total No. of Live connection on January	Total No. of readings posted on January	Total Readings of January against 50% Total Live Connections of January 24
230,899	118,927	103.01%



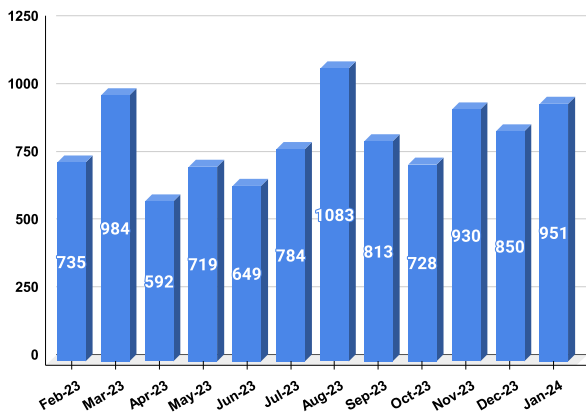
METER READING POSTED FOR LAST 12 MONTHS



FAULTY METER


Marks	Total marks	Rank
15.61	20	9

FAULTY METER REPLACEMENT OF LAST 12 MONTHS




MONTH	Total No. of Faulty meters	Number of Faulty meter replaced	Number of Faulty meter pending
AUGUST	3,449	1,083	2,366
SEPTEMBER	2,880	813	2,067
OCTOBER	2,501	728	1,773
NOVEMBER	2,436	930	1,506
DECEMBER	2,094	850	1,244
JANUARY	1,687	951	736

FAULTY METER REPLACED VS FAULTY METER TO BE REPLACED ON DECEMBER



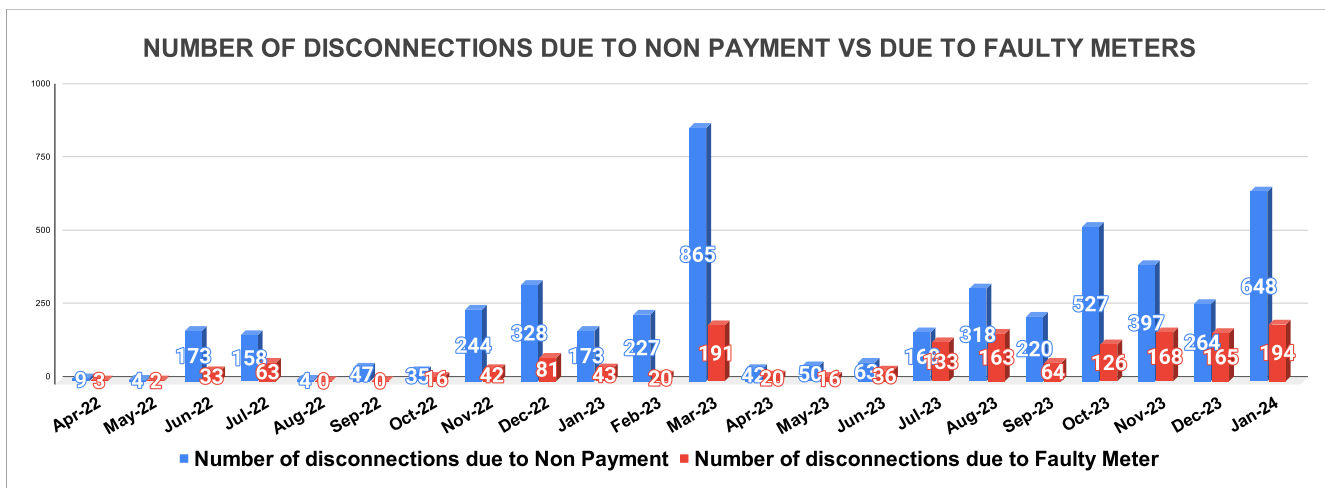
- NO OF FAULTY METERS REPLACED
- FAULTY METERS TO BE REPLACED

FAULTY METER REPLACED VS FAULTY METER TO BE REPLACED ON JANUARY

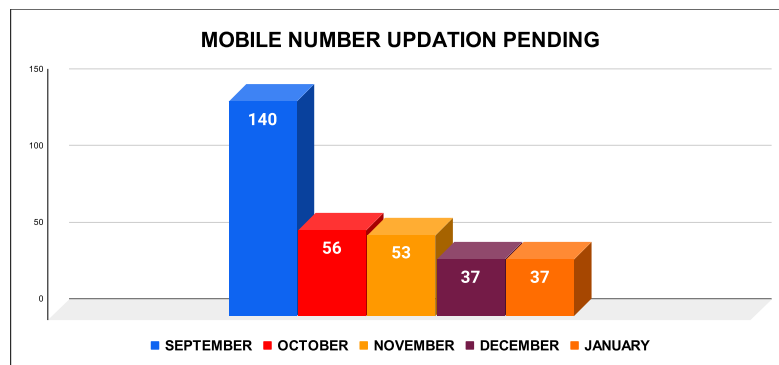


- NO OF FAULTY METERS REPLACED
- FAULTY METERS TO BE REPLACED

DISCONNECTION STATUS										Marks	Total marks	Rank
										-	-	-
DISCONNECTI ONS	APRIL	MAY	JUNE	JULY	AUGUST	SEPTEMBER	OCTOBER	NOVEMBER	DECEMBER	JANUARY	FEBRUARY	MARCH
DUE TO NON PAYMENT ()	9	4	173	158	4	47	35	244	328	173	227	865
DUE TO FAULTY METER ()	3	2	33	63	0	0	16	42	81	43	20	191
DUE TO NON PAYMENT ()	42	50	63	168	318	220	527	397	264	648		
DUE TO FAULTY METER ()	20	16	36	133.00	163	64	126	168	165	194		

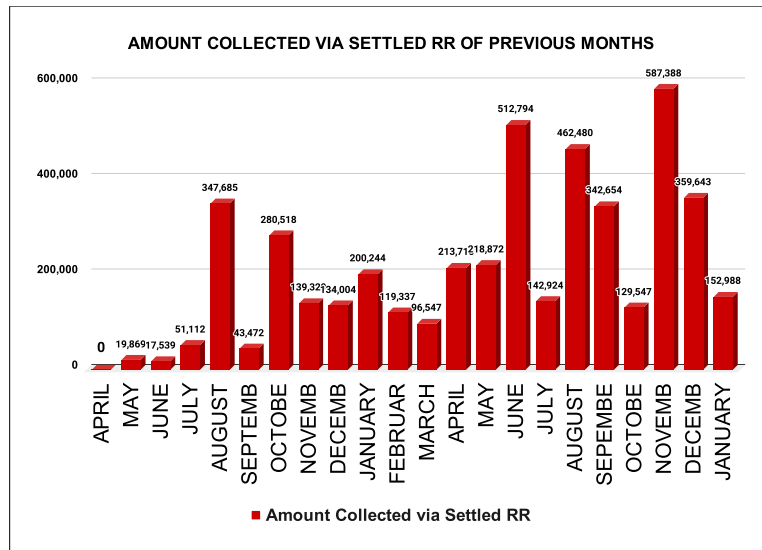


MOBILE NUMBER UPDATION					Marks	Total marks	Rank
					9.80	10	21



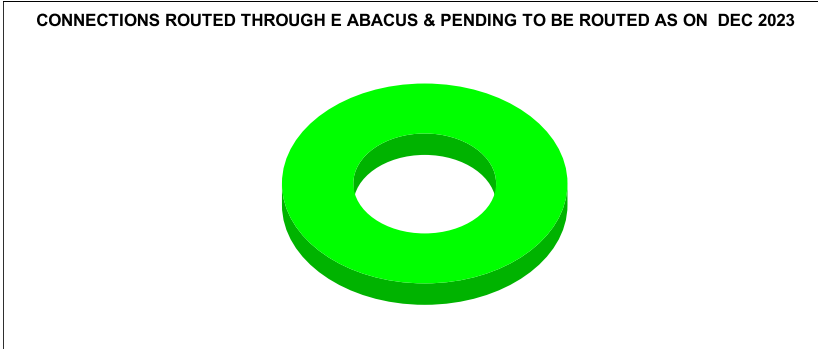
Mobile Number updation pending				
SEPTEMBER	OCTOBER	NOVEMBER	DECEMBER	JANUARY
140	56	53	37	37

REVENUE RECOVERY STATUS	Marks	Total marks	Rank
7.03	8	3	

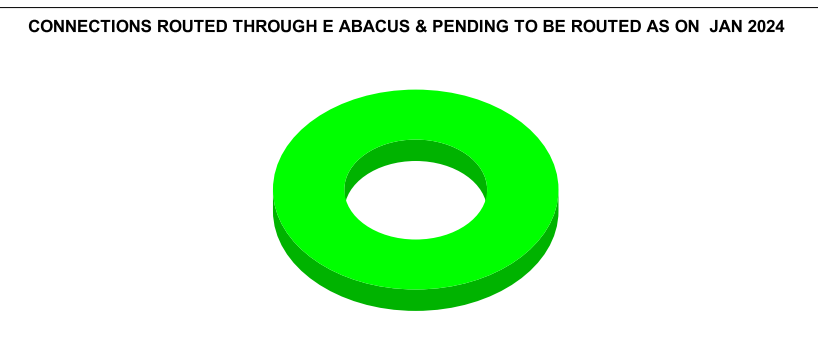


MONTH	No of RR Notices Issued	No of RR Proceed	No Of RR Settled	Amount Collected via Settled RR
AUGUST	176	154	40	462,480
SEPTEMBER	124	125	34	342,654
OCTOBER	159	126	30	129,547
NOVEMBER	173	173	97	587,388
DECEMBER	139	133	43	359,643
JANUARY	224	337	37	152,988

JAL JEEVAN MISSION ROUTING	Marks	Total marks	Rank
10.00	10	10	10



MONTH	Total No of JJM Connection	No of connection routed in e-abacus	Balance connection to be routed
AUGUST	17,464	17,464	0
SEPTEMBER	17,486	17,486	0
OCTOBER	17,579	17,579	0



MONTH	Total No of JJM Connection	No of connection routed in e-abacus	Balance connection to be routed
NOVEMBER	17,590	17,590	0
DECEMBER	17,612	17,612	0
JANUARY	17,691	17,691	0

Sources of data	
Revenue Collection Data	DCB based on E-abacus data collected from Divisions and consolidated by RMC
Amnesty Data	Summary of Live data submitted by Revenue Division via Google sheet shared
Meter Reading Data	Data collected from division via google sheets
Faulty Meter Replacement Data	Data collected from division via google sheets
JJM Reading Posting	Data collected from division via google sheets
Moile Number updation Status	Data collected from division via google sheets
Disconnection data	Data collected from division via google sheets
BPL data	Data provided from DBA
Arrear Break up	Govt. Arrear , Central Govt. Arrear as on January based on e-abacus ; LSGD data based on DCB
Total Arrears and Total Connections	Data from DCB
Top Defaulters	Arrear data from E-abacus as on January