



# കേരള ജല അതോറിറ്റി

<b>THODUPUZHA</b>	JANUARY	Report Generated at 27/02/2024 12:40:32	<b>Rank -5</b>
-------------------	---------	---	----------------

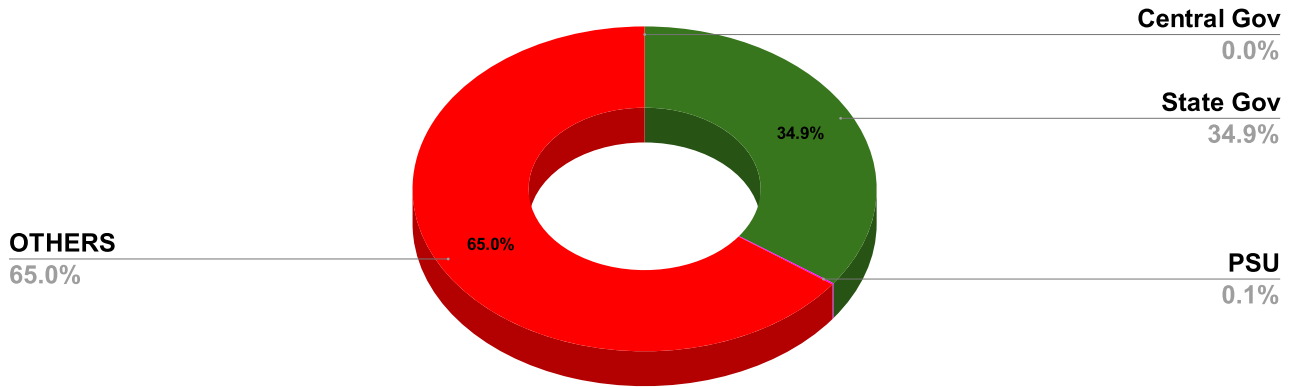
<b>Name of Executive Engineer</b>	Sri Jadeeshkumar G
-----------------------------------	--------------------

<b>Name of Revenue officer</b>	Sri.Pradeepmon Varghese
--------------------------------	-------------------------

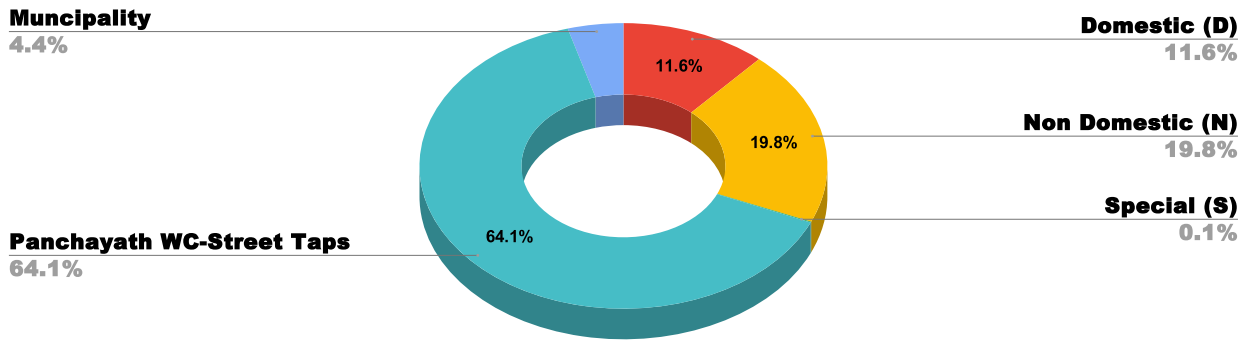
<b>CONNECTIONS AS ON AS ON JANUARY :</b>	<b>62,536</b>	<b>ARREARS IN CRORE AS ON JANUARY :</b>	<b>7.29</b>
--	---------------	---	-------------

ARREARS				
STATE GOVERNMENT	CENTRAL GOVERNMENT	PSU	OTHERS	LSGD
2,54,08,831	10,663	93,277	4,73,92,332	15,86,66,101

## ARREAR BREAK UP INCLUDING LSGD



## ARREARS INCLUDING LSGD



DOMESTIC	NON DOMESTIC	INDUSTRIAL	SPECIAL	BULK SUPPLY	Panchayath WC-Street Taps	Municipality WC -Street Taps	Corporation WC - Street Taps
2,67,93,383	4,58,89,939	-79	2,21,860	0	14,84,60,008	1,02,06,093	0

## ARREARS WITH OUT LSGD

### Special (S)

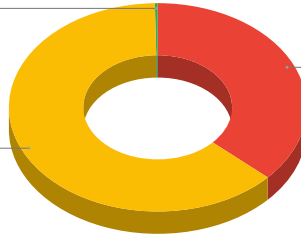
0.3%

### Domestic (D)

36.8%

### Non Domestic (N)

62.9%



## ARREAR BREAK UP WITH OUT LSGD

### Central Gov

0.0%

### State Gov

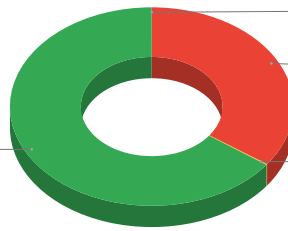
34.9%

### Domestic, Nondomestic and others

65.0%

### PSU

0.1%

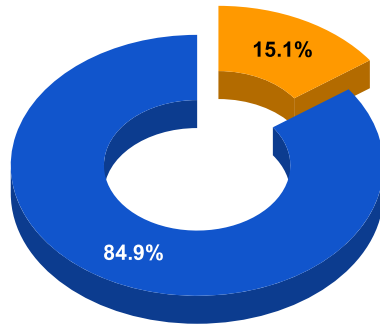


## TOP DEFAULTERS OF THODUPUZHA FOR THE MONTH OF JANUARY

SL NO	NAME	ARREAR(IN CRORES)
1	THE SUPERINTENDANTT, GOVT. MEDICAL COLLEGE, IDUKKI, 9847214888	0.251
2	THE PRINCIPAL, A/1051/2020/GMCI, NEW OP BLOCK 9447822911, GOVERNMENT MEDICAL COLLEGE IDUKKI	0.235
3	M K DHAMODARAN, METHANATHU H ( MOURYA HOTEL), (Near Police station and angady shop), THODUPUZHA 9447770697	0.143
4	THE MANAGER, HAILUBURIA TEA ESTATE, HAILYBURIA.P.O, ELAPPARA	0.127
5	THE MANAGER, HAILUBURIA TEA ESTATE, HAILYBURIA.P.O, ELAPPARA	0.123
6	THE MANAGER, HAILYBURIA TEA ESTATE, HAILYBURIA .P.O, ELAPPARA	0.100
7	THE PRINCIPAL, DB1/2020 DT22.07.2020, NEW ACADEMIC BLOCK, GOVERNMENT MEDICAL COLLEGE, IDUKKI	0.072
8	THE SECRETARY, XIII/87, ALAKODE GRAMA PANCHAYATH,VETERINARY DISP, ALAKODE , 7907025565	0.062
9	SUPERINDEPENDENT OF POLICE, DCIDK/1635/2018-EI(F), SP OFFICE, PAINAVU PO, IDUKKI	0.057
10	THE SECRETARY, C P I (M) LOCAL COMMITTEE OFFICE, MANCHUMALA,9447108208, VANDIPERIYAR.P.O, Ph No. 9447108208	0.047

## BPL DATA

BPL CONNECTIONS AS % OF TOTAL LIVE CONNECTIONS



● BPL CONNECTIONS ● TOTAL LIVE CONNECTIONS

TOTAL NO OF BPL CONNECTIONS

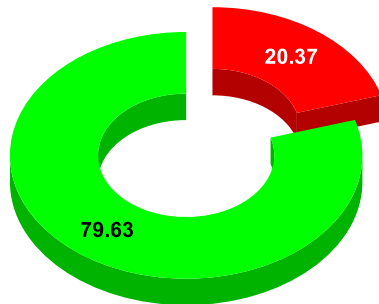
AS ON JULY 2023

9,405

## COMPREHENSIVE INDEX

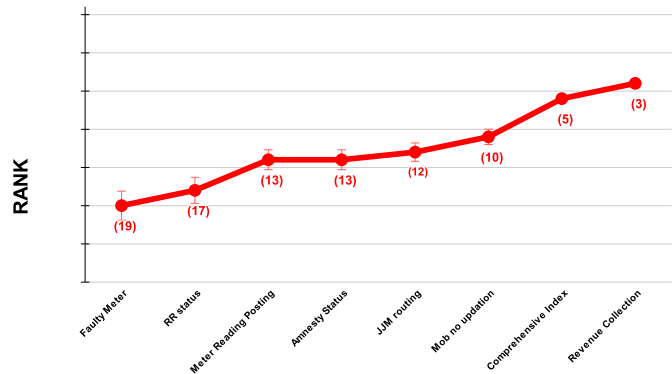
Marks	Total marks	Rank
79.63	100	5

MARKS OBTAINED



● Percent Score to be Achieved ● Percent Score Achieved

DIVISION RANK IN VARIOUS PARAMETERS



Marks	Total marks	Rank
79.63	100	5

COMPREHENSIVE INDEX

REVENUE COLLECTION ACHIEVEMENT

METER READING POSTING

FAULTY METER REPLACEMENT

MOBILE NO UPDATION

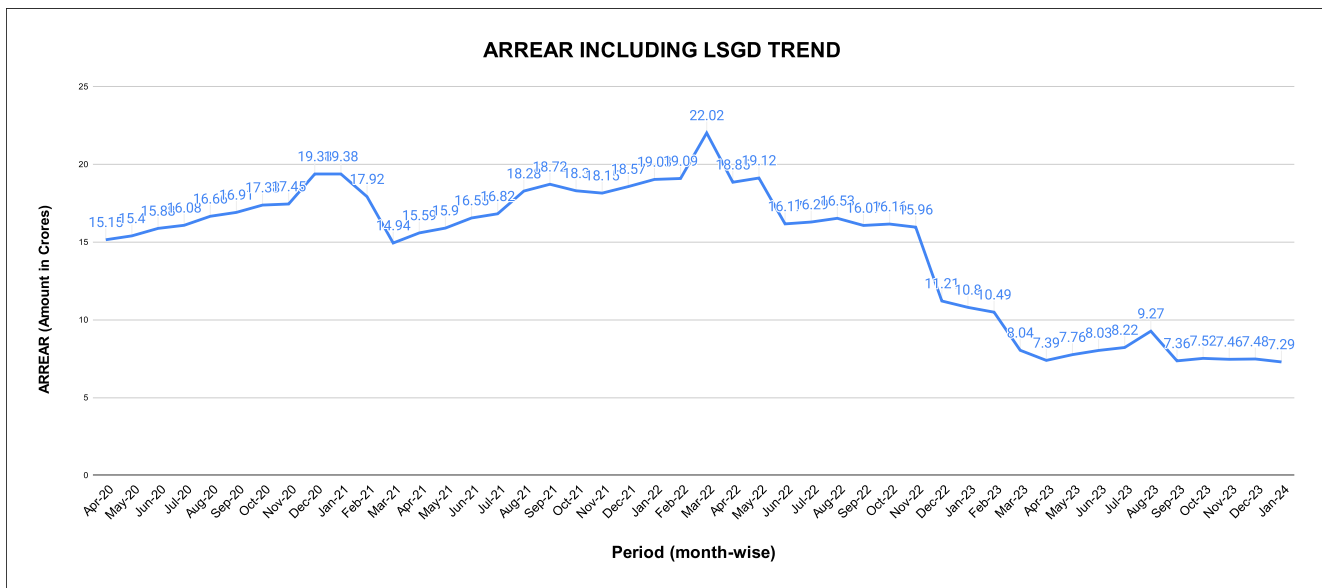
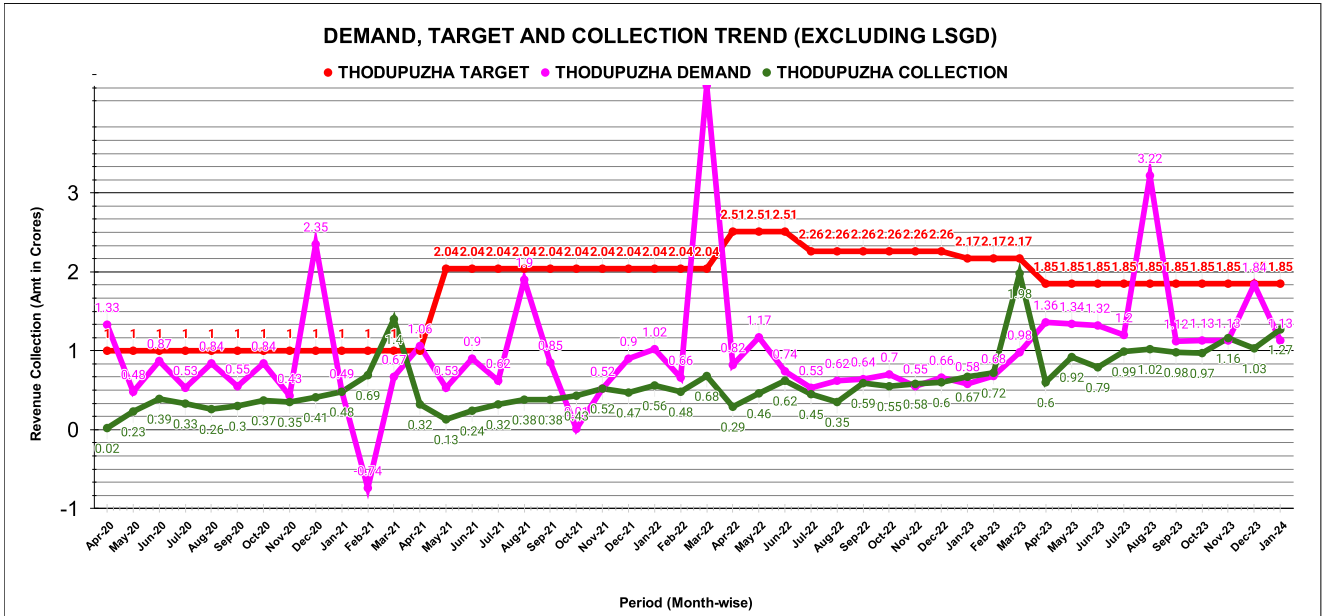
REVENUE RECOVERY STATUS

JAL JEEVAN MISSION ROUTING

AMNESTY

Marks	Total marks	Rank
79.63	100	5
21.10	25	3
15.94	16	13
12.97	20	19
10.00	10	10
1.98	8	17
10.00	10	12
7.64	11	13



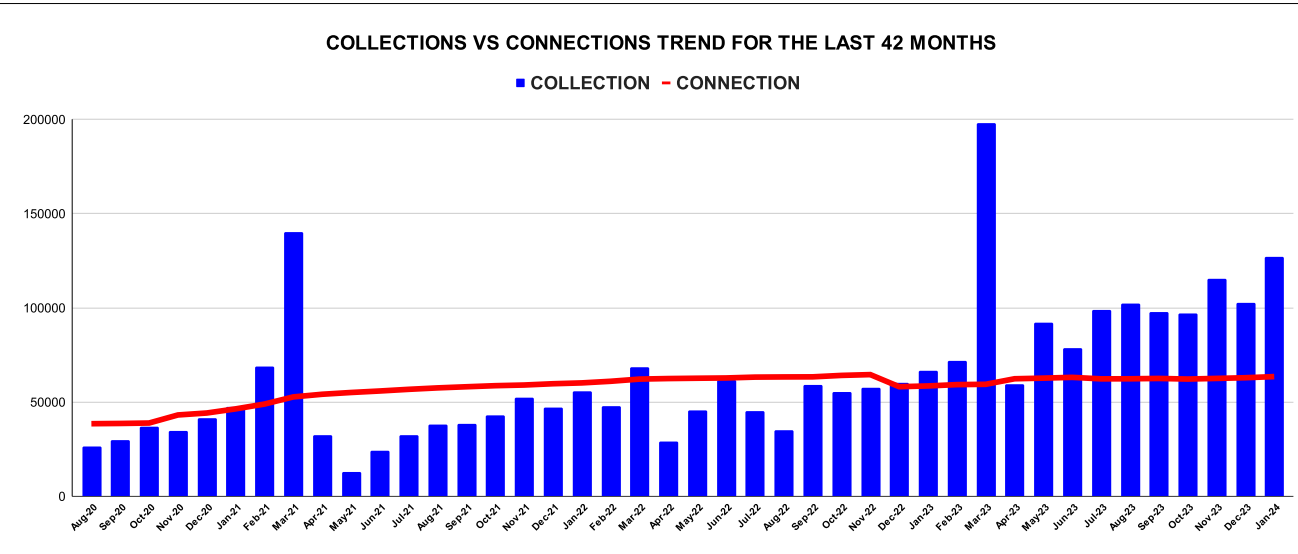
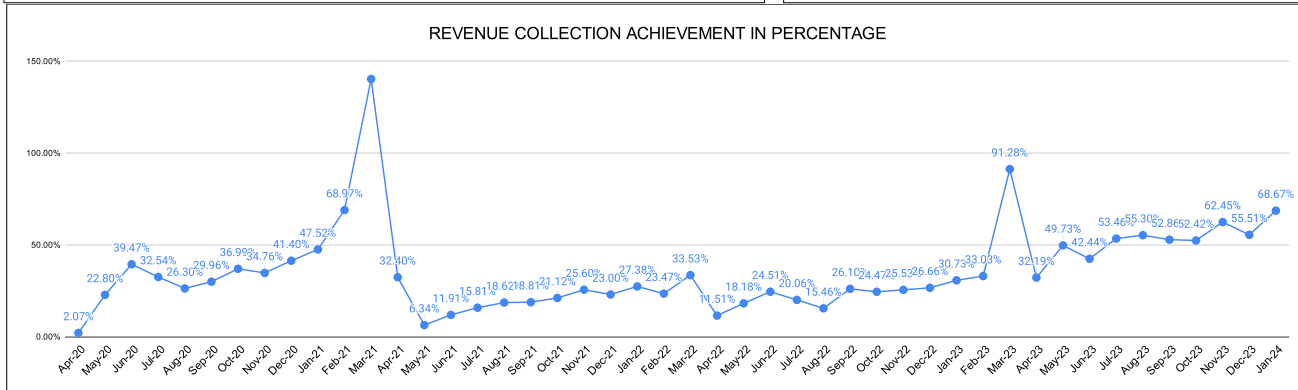
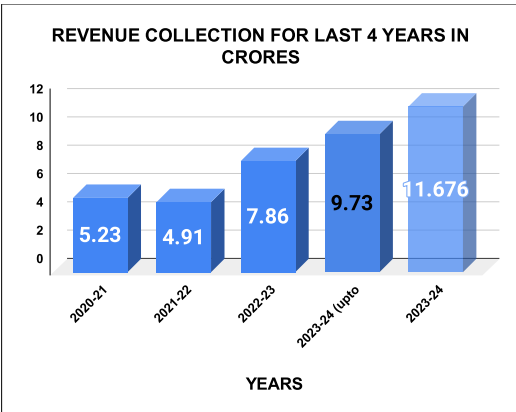
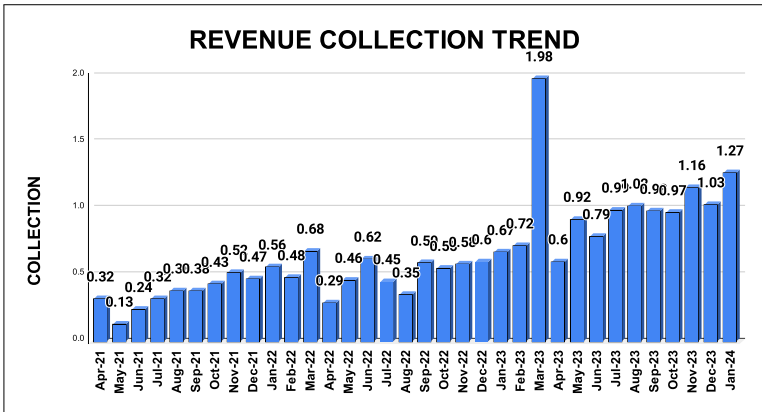


### COLLECTION IN LAKHS

YEAR	April	May	June	July	August	September	October	November	December	January	February	March
2020-21	2	23	39	33	26	30	37	35	41	48	69	140
2021-22	32	13	24	32	38	38	43	52	47	56	48	68
2022-23	29	46	62	45	35	59	55	58	60	67	72	198
2023-24	60	92	79	99	102	98	97	116	103	127		

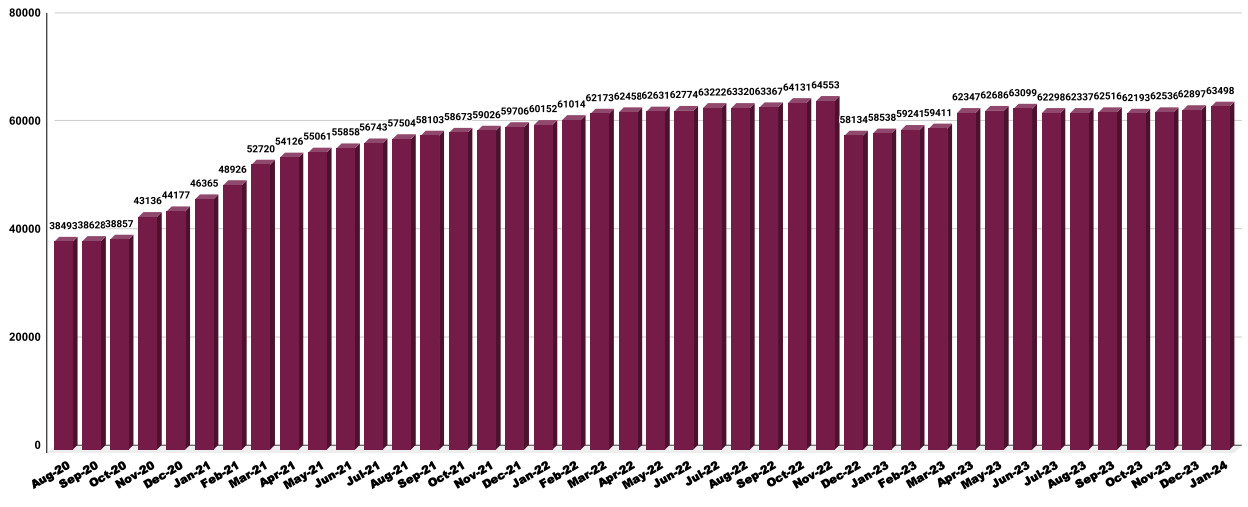
YEAR	2020-21	2021-22	2022-23	2023-24
COLLECTION IN LAKHS	523	493	785	971



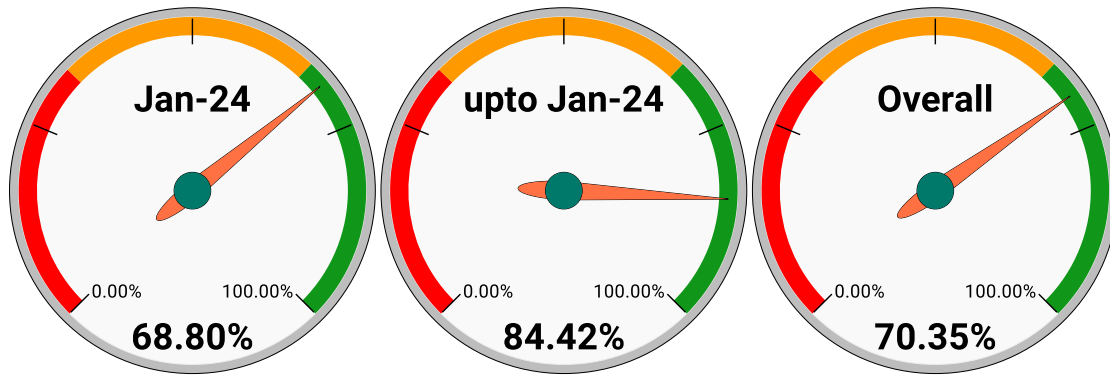
### CONNECTION OF LAST 46 MONTHS

YEAR	April	May	June	July	August	September	October	November	December	January	February	March
2020-21	37,608	37,821	38,179	38,396	38,493	38,628	38,857	43,136	44,177	46,365	48,926	52,720
2021-22	54,126	55,061	55,858	56,743	57,504	58,103	58,673	59,026	59,706	60,152	61,014	62,173
2022-23	62,458	62,631	62,774	63,222	63,320	63,367	64,131	64,553	58,134	58,538	59,241	59,411
2023-24	62,347	62,686	63,099	62,298	62,337	62,516	62,193	62,536	62,897	63,498		

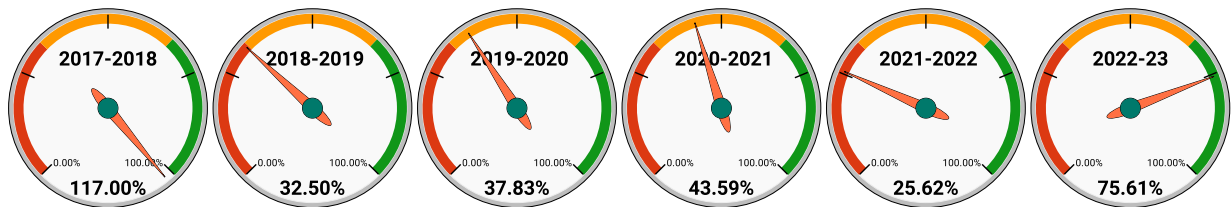
### CONNECTION TREND OF LAST 42 MONTHS



### Revenue Targets & Achievements for the year 2023-24



### Previous 6 year Target Achievement




METER READING POSTING			Marks	Total marks	Rank
			15.94	16	13

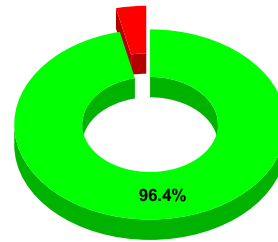
Total No. of Live connection on August	Total No. of readings posted on August	Total Readings of August against 50% Total Live Connections of August 23
58,585	30,387	103.74%
Total No. of Live connection on October	Total No. of readings posted on October	Total Readings of October against 50% Total Live Connections of October 23
57,823	29,195	100.98%
Total No. of Live connection on December	Total No. of readings posted on December	Total Readings of December against 50% Total Live Connections of December 23
58,318	29,628	101.61%

Total No. of Live connection on September	Total No. of readings posted on September	Total Readings of September against 50% Total Live Connections of September 23
58,039	27,981	96.42%
Total No. of Live connection on November	Total No. of readings posted on November	Total Readings of November against 50% Total Live Connections of November 23
57,880	28,535	98.60%
Total No. of Live connection on January	Total No. of readings posted on January	Total Readings of January against 50% Total Live Connections of January 24
58,352	28,833	98.82%

METER READING POSTING % AGAINST NUMBER OF LIVE CONNECTIONS OF AUGUST




METER READING POSTING % AGAINST NUMBER OF LIVE CONNECTIONS OF SEPTEMBER

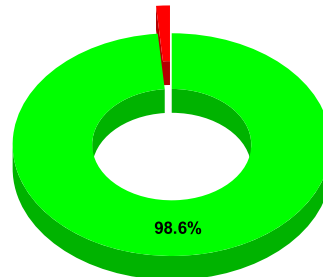


● METER READINGS POSTED ● METER READINGS TO BE POSTED

METER READING POSTING % AGAINST NUMBER OF LIVE CONNECTIONS OF OCTOBER

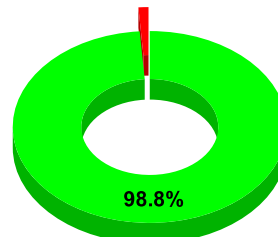


METER READING POSTING % AGAINST NUMBER OF LIVE CONNECTIONS OF NOVEMBER



● METER READINGS POSTED ● METER READINGS TO BE POSTED

METER READING POSTING % AGAINST NUMBER OF LIVE CONNECTIONS OF DECEMBER

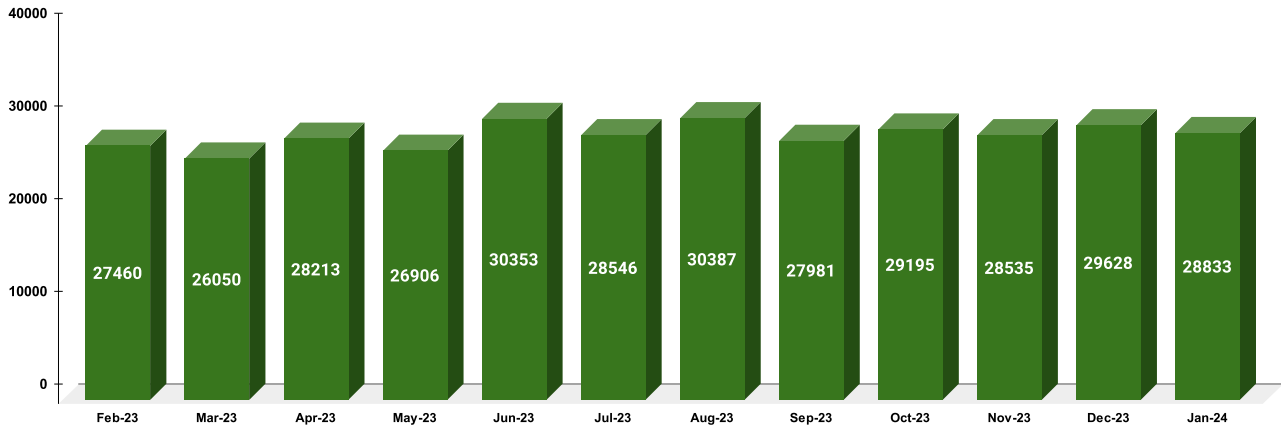


METER READING POSTING % AGAINST NUMBER OF LIVE CONNECTIONS OF JANUARY

● METER READINGS POSTED ● METER READINGS TO BE POSTED



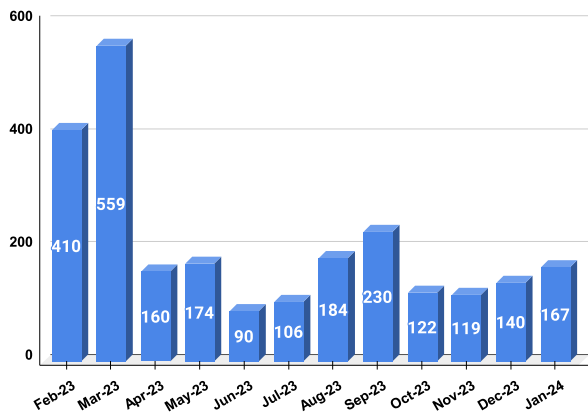
### METER READING POSTED FOR LAST 12 MONTHS



### FAULTY METER

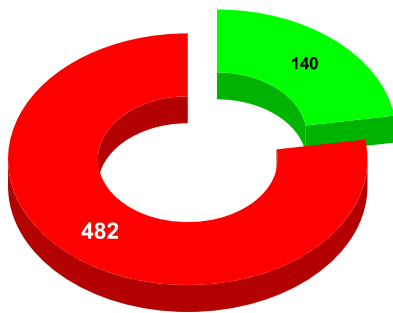
Marks	Total marks	Rank
12.97	20	19

#### FAULTY METER REPLACEMENT OF LAST 12 MONTHS



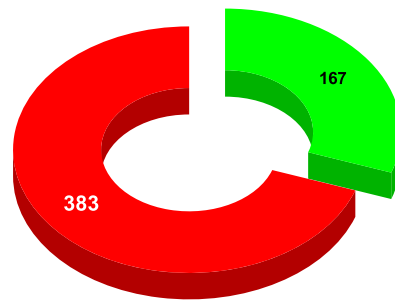
MONTH	Total No. of Faulty meters	Number of Faulty meter replaced	Number of Faulty meter pending
AUGUST	1,033	184	849
SEPTEMBER	1,104	230	874
OCTOBER	782	122	660
NOVEMBER	717	119	598
DECEMBER	622	140	482
JANUARY	550	167	383

#### FAULTY METER REPLACED VS FAULTY METER TO BE REPLACED ON DECEMBER



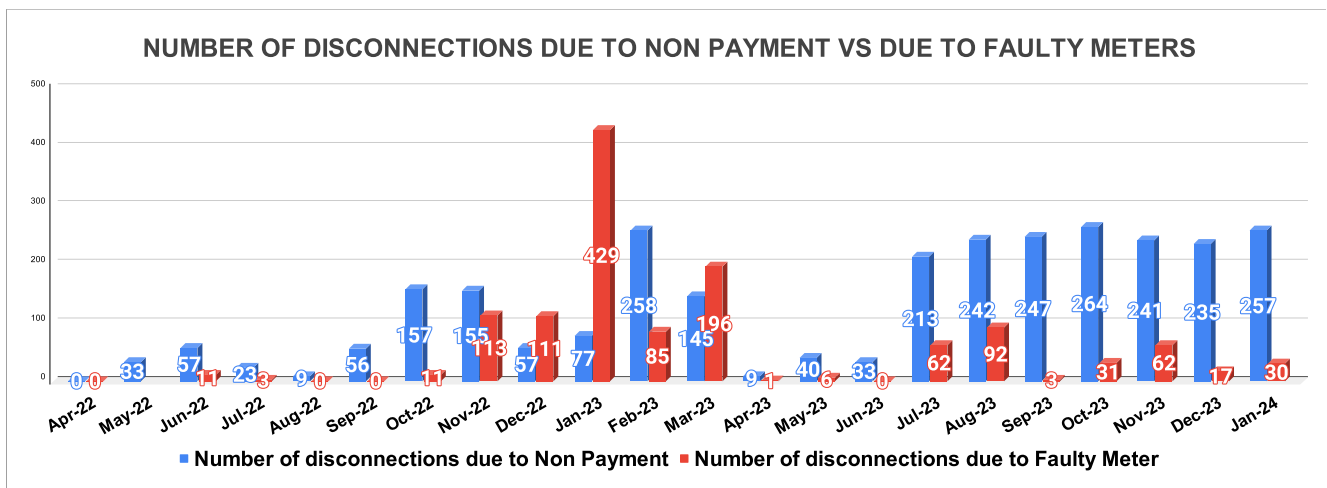
- NO OF FAULTY METERS REPLACED
- FAULTY METERS TO BE REPLACED

#### FAULTY METER REPLACED VS FAULTY METER TO BE REPLACED ON JANUARY

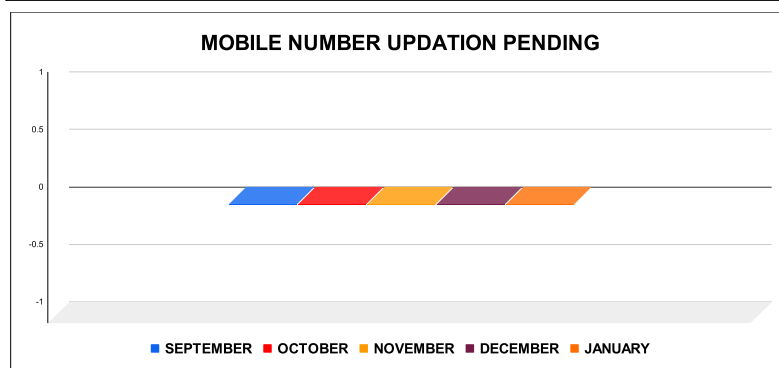


- NO OF FAULTY METERS REPLACED
- FAULTY METERS TO BE REPLACED

DISCONNECTION STATUS										Marks	Total marks	Rank
										-	-	-
DISCONNECTI ONS	APRIL	MAY	JUNE	JULY	AUGUST	SEPTEMBER	OCTOBER	NOVEMBER	DECEMBER	JANUARY	FEBRUARY	MARCH
DUE TO NON PAYMENT ( )	0	33	57	23	9	56	157	155	57	77	258	145
DUE TO FAULTY METER ( )	0		11	3	0	0	11	113	111	429	85	196
DUE TO NON PAYMENT ( )	9	40	33	213	242	247	264	241	235	257		
DUE TO FAULTY METER ( )	1	6	0	62.00	92	3	31	62	17	30		

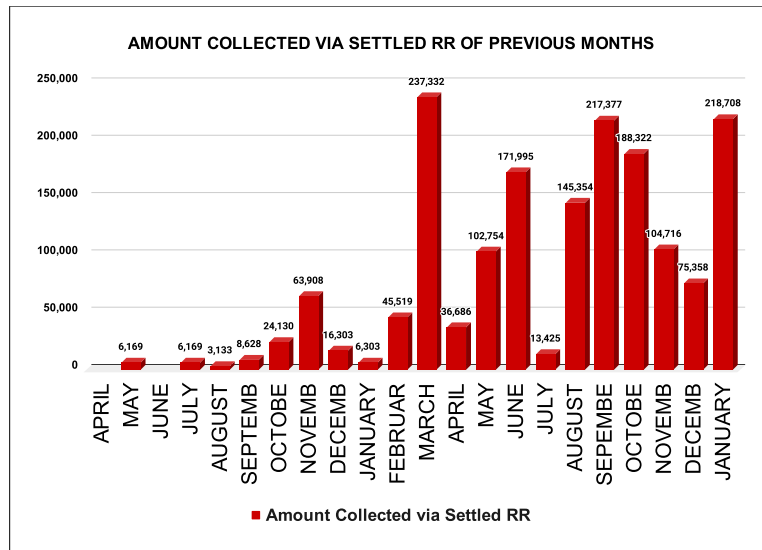


MOBILE NUMBER UPDATION					Marks	Total marks	Rank
					10.00	10	10



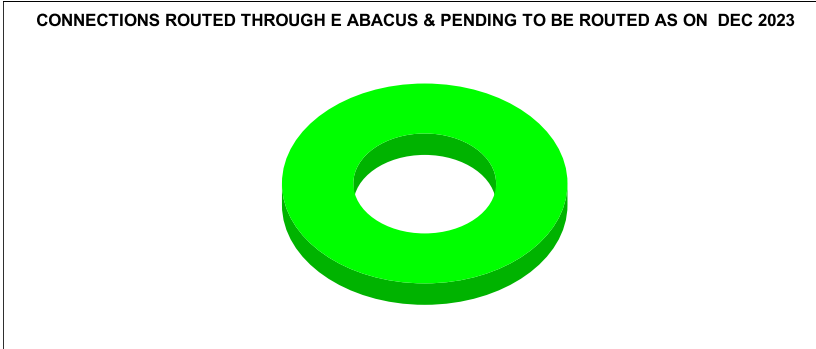
Mobile Number updation pending				
SEPTEMBER	OCTOBER	NOVEMBER	DECEMBER	JANUARY
0	0	0	0	0

REVENUE RECOVERY STATUS	Marks	Total marks	Rank
	1.98	8	17

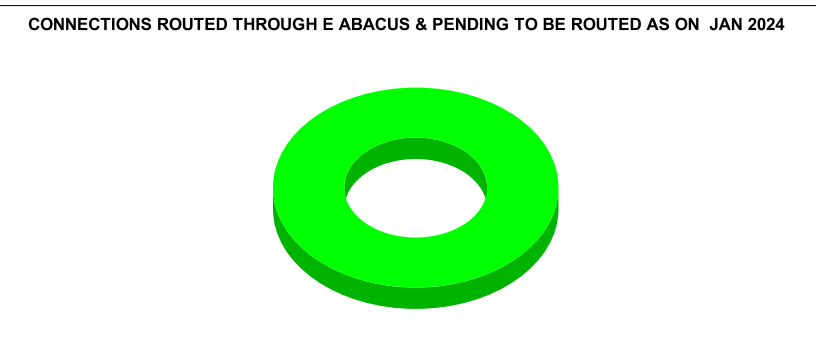


MONTH	No of RR Notices Issued	No of RR Proceed	No Of RR Settled	Amount Collected via Settled RR
AUGUST	89	44	52	145,354
SEPTEMBER	117	57	21	217,377
OCTOBER	108	34	23	188,322
NOVEMBER	238	56	18	104,716
DECEMBER	163	79	8	75,358
JANUARY	114	92	20	218,708

JAL JEEVAN MISSION ROUTING	Marks	Total marks	Rank
	10.00	10	12



MONTH	Total No of JJM Connection	No of connection routed in e-abacus	Balance connection to be routed
AUGUST	21,389	21,338	51
SEPTEMBER	21,589	21,578	11
OCTOBER	21,668	21,668	0



MONTH	Total No of JJM Connection	No of connection routed in e-abacus	Balance connection to be routed
NOVEMBER	22,123	22,123	0
DECEMBER	22,551	22,551	0
JANUARY	23,329	23,329	0

Sources of data	
Revenue Collection Data	DCB based on E-abacus data collected from Divisions and consolidated by RMC
Amnesty Data	Summary of Live data submitted by Revenue Division via Google sheet shared
Meter Reading Data	Data collected from division via google sheets
Faulty Meter Replacement Data	Data collected from division via google sheets
JJM Reading Posting	Data collected from division via google sheets
Moile Number updation Status	Data collected from division via google sheets
Disconnection data	Data collected from division via google sheets
BPL data	Data provided from DBA
Arrear Break up	Govt. Arrear , Central Govt. Arrear as on January based on e-abacus ; LSGD data based on DCB
Total Arrears and Total Connections	Data from DCB
Top Defaulters	Arrear data from E-abacus as on January