



കേരള ജല അതോറിറ്റി

TVM SOUTH	JANUARY	Report Generated at 27/02/2024 12:38:31	Rank -2
------------------	---------	---	----------------

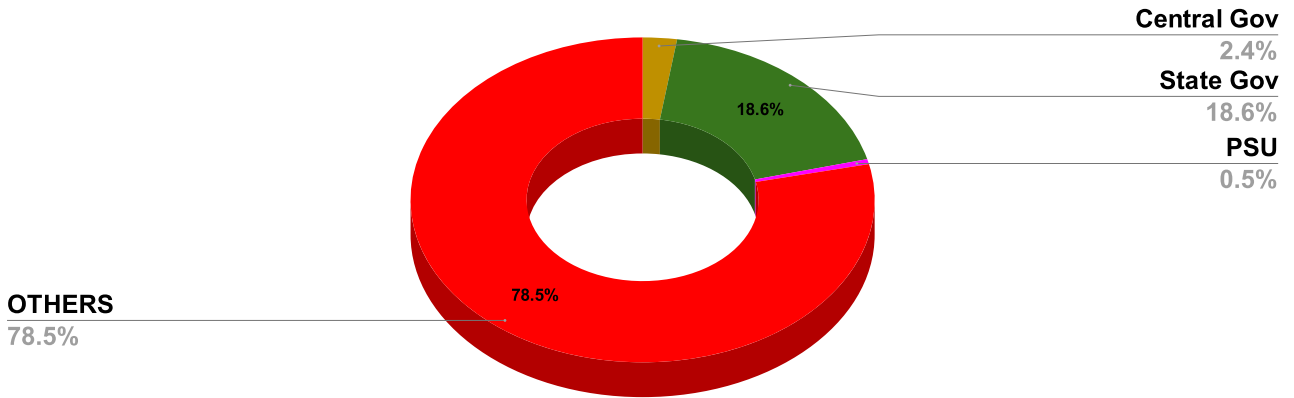
Name of Executive Engineer	Sri. Jayaraj S L
-----------------------------------	------------------

Name of Revenue officer	Sri. Ranjeev s
--------------------------------	----------------

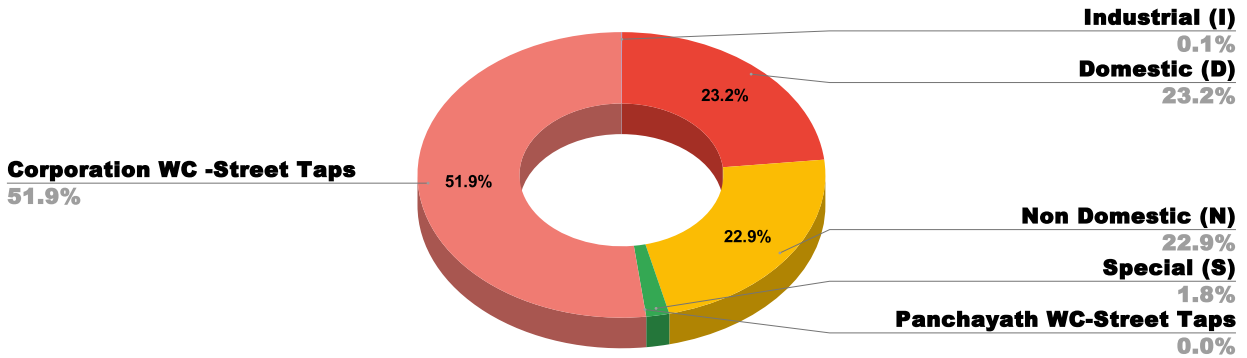
CONNECTIONS AS ON AS ON JANUARY :	1,47,586	ARREARS IN CRORE AS ON JANUARY :	19.14
--	-----------------	---	--------------

ARREARS				
STATE GOVERNMENT	CENTRAL GOVERNMENT	PSU	OTHERS	LSGD
3,55,71,242	45,55,928	9,59,629	15,03,46,730	20,69,00,896

ARREAR BREAK UP INCLUDING LSGD



ARREARS INCLUDING LSGD



DOMESTIC	NON DOMESTIC	INDUSTRIAL	SPECIAL	BULK SUPPLY	Panchayath WC-Street Taps	Municipality WC -Street Taps	Corporation WC - Street Taps
9,25,76,192	9,13,52,948	2,08,763	72,95,626	0	15,405	0	20,68,85,491

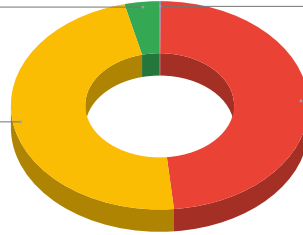
ARREARS WITH OUT LSGD

Special (S)
3.8%

Industrial (I)
0.1%

Non Domestic (N)
47.7%

Domestic (D)
48.4%



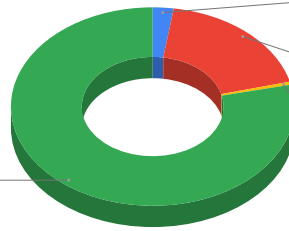
ARREAR BREAK UP WITH OUT LSGD

Central Gov
2.4%

State Gov
18.6%

PSU
0.5%

Domestic, Nondomestic and others
78.5%

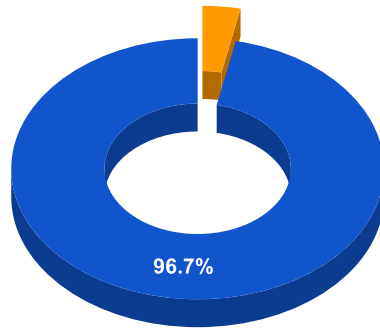


TOP DEFAULTERS OF TVM SOUTH FOR THE MONTH OF JANUARY

SL NO	NAME	ARREAR(IN CRORES)
1	THE SUPERINTENDENT, CENTRAL PRISON, POOJAPPURA,	0.372
2	THE COMMISSIONER OF CORPORATION, TC., PC. STATION, THAMPANOOOR	0.315
3	PANI VAGAI ENGINEER, TC.37/625,PALACE MADOM,HOTEL DEEPAM, V.GOPAKUMAR S/O VELAYUDHAN NAIR, SREE HARI, ATTUKAL,	0.264
4	SENIOR SECTION ENGINEER(WORKS), RAILWAY COLONY, POOJAPURA, JAGATHY ROAD	0.232
5	THE SUPERINTENDENT, SPECIAL SUB JAIL, POOJAPPURA, THIRUVANANTHAPURAM	0.218
6	THE SURGEON IN CHARGE, TC.37/2314, GOVT. HOSPITAL, FORT	0.190
7	THE DIRECTOR, REGIONAL RESEARCH LABORATORY, CSIR,INDUSTRIAL ESTATE, PAPPANAMCODE	0.184
8	ASSISTANT ENGINEER, C.P.W.D.-6238231737, MELATHUMELE,VATTIYOORKAVU, TVM	0.175
9	THE DIRECTOR, OLD AGE HOME FOR WOMEN, CENTRAL JAIL COMPOUND, POOJAPPURA	0.172
10	THE DIRECTOR, GB, NEAR TC17/215-1., AFTER CARE HOSTEL FOR MEN,POOJAPPURA	0.164

BPL DATA

BPL CONNECTIONS AS % OF TOTAL LIVE CONNECTIONS



● BPL CONNECTIONS ● TOTAL LIVE CONNECTIONS

TOTAL NO OF BPL CONNECTIONS

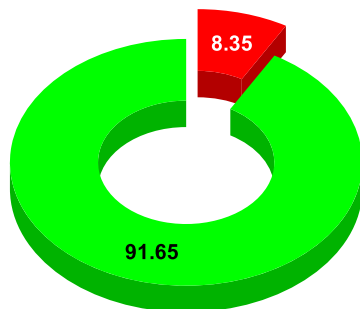
AS ON JULY 2023

4,680

COMPREHENSIVE INDEX

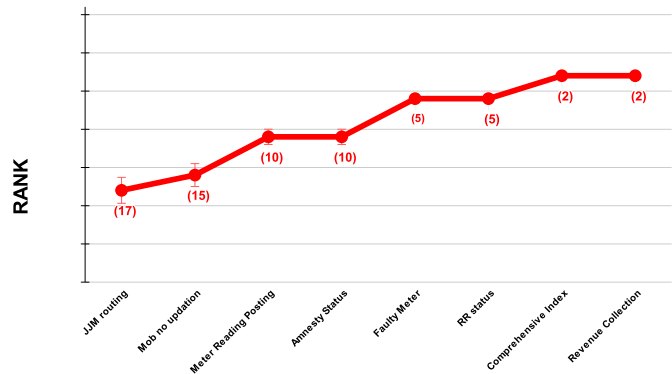
Marks	Total marks	Rank
91.65	100	2

MARKS OBTAINED



● Percent Score to be Achieved ● Percent Score Achieved

DIVISION RANK IN VARIOUS PARAMETERS



Marks	Total marks	Rank
91.65	100	2

COMPREHENSIVE INDEX

REVENUE COLLECTION ACHIEVEMENT

METER READING POSTING

FAULTY METER REPLACEMENT

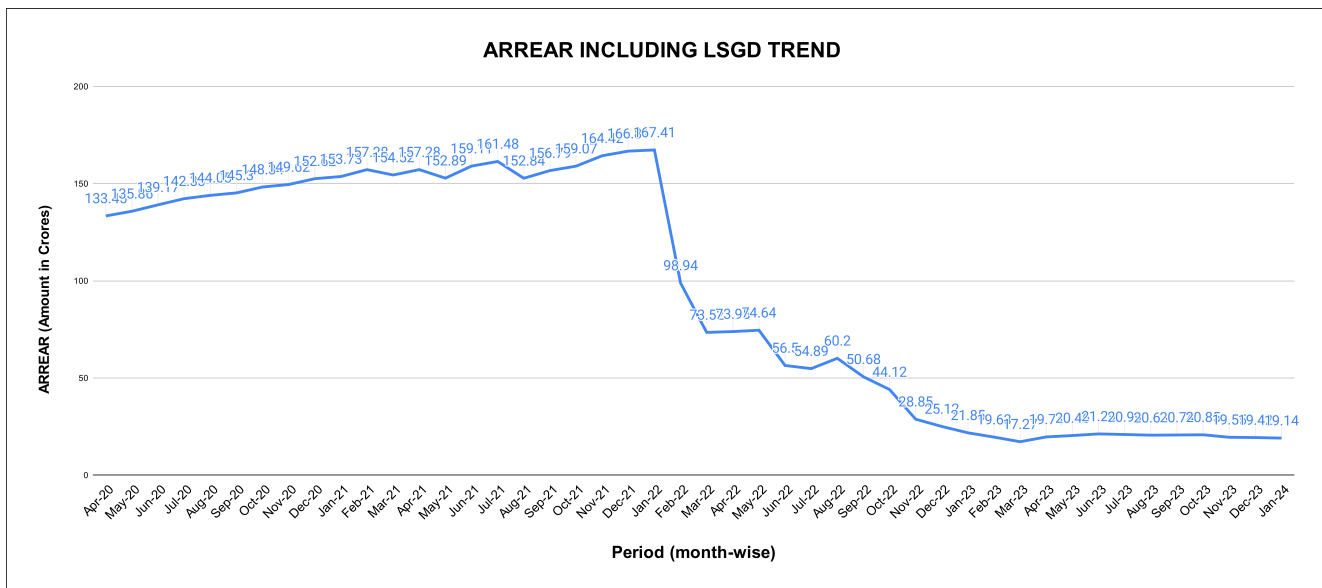
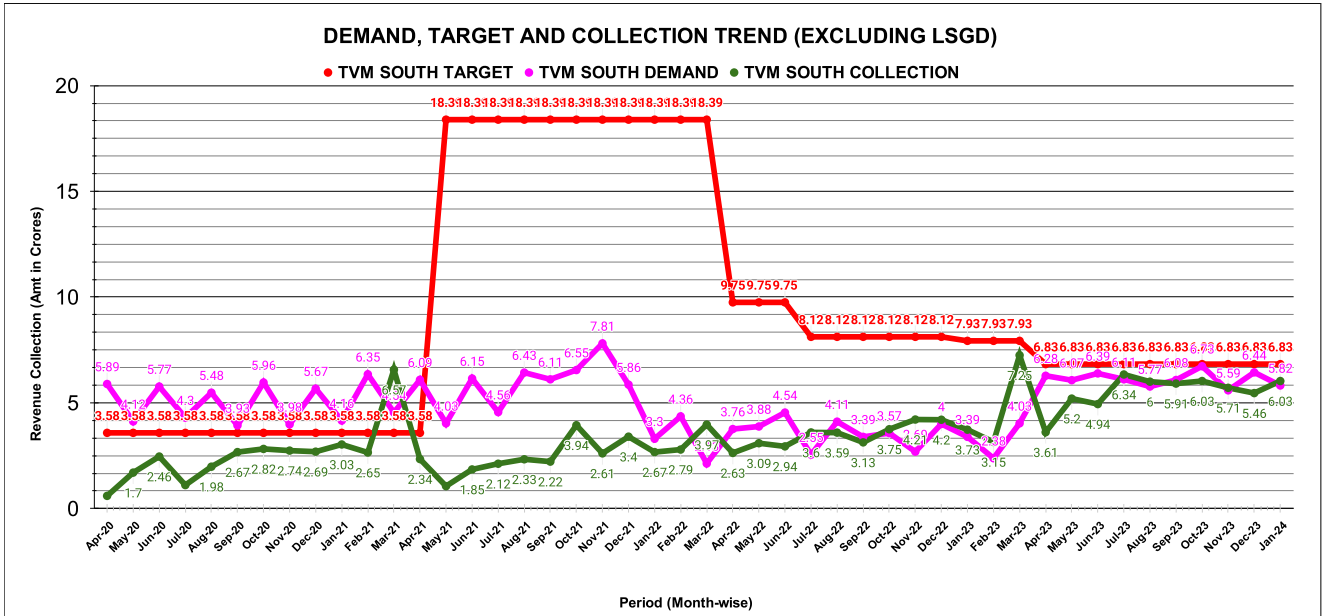
MOBILE NO UPDATION

REVENUE RECOVERY STATUS

JAL JEEVAN MISSION ROUTING

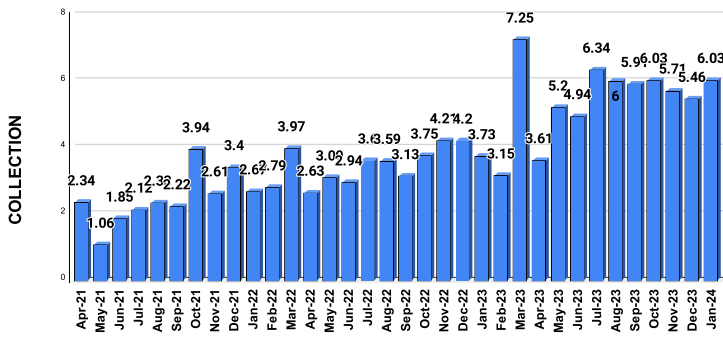
AMNESTY

Marks	Total marks	Rank
91.65	100	2
21.96	25	2
16.00	16	10
19.34	20	5
10.00	10	15
5.79	8	5
10.00	10	17
8.56	11	10

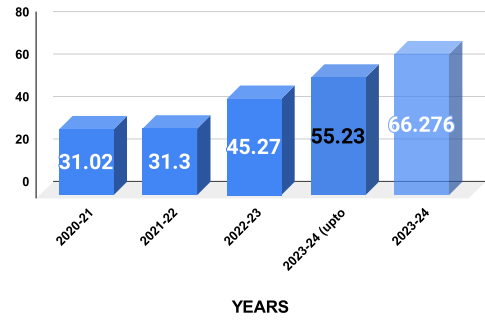


COLLECTION IN LAKHS												
YEAR	April	May	June	July	August	September	October	November	December	January	February	March
2020-21	60	170	246	111	198	267	282	274	269	303	265	657
2021-22	234	106	185	212	233	222	394	261	340	267	279	397
2022-23	263	309	294	360	359	313	375	421	420	373	315	725
2023-24	361	520	494	634	600	591	603	571	546	603		
YEAR	2020-21	2021-22	2022-23	2023-24								
COLLECTION IN LAKHS	3,102	3,131	4,527	5,525								

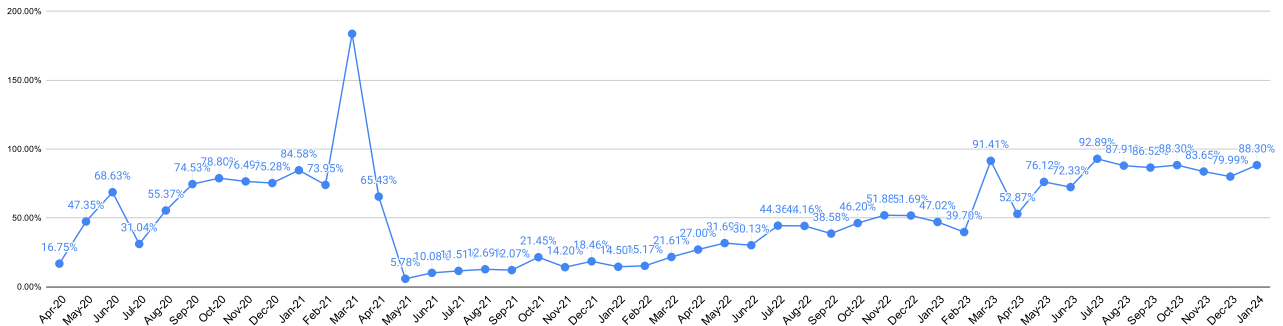
REVENUE COLLECTION TREND



REVENUE COLLECTION FOR LAST 4 YEARS IN CRORES

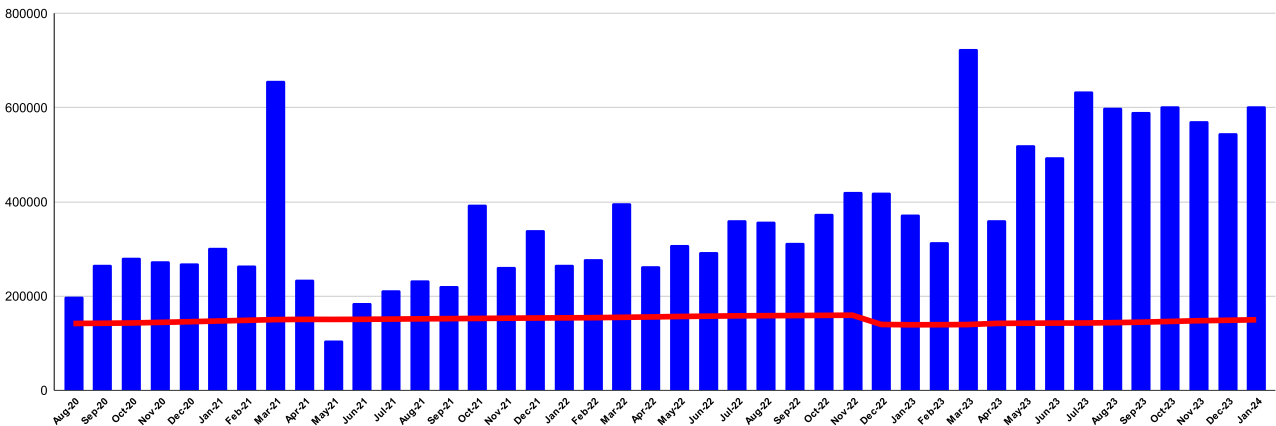


REVENUE COLLECTION ACHIEVEMENT IN PERCENTAGE



COLLECTIONS VS CONNECTIONS TREND FOR THE LAST 42 MONTHS

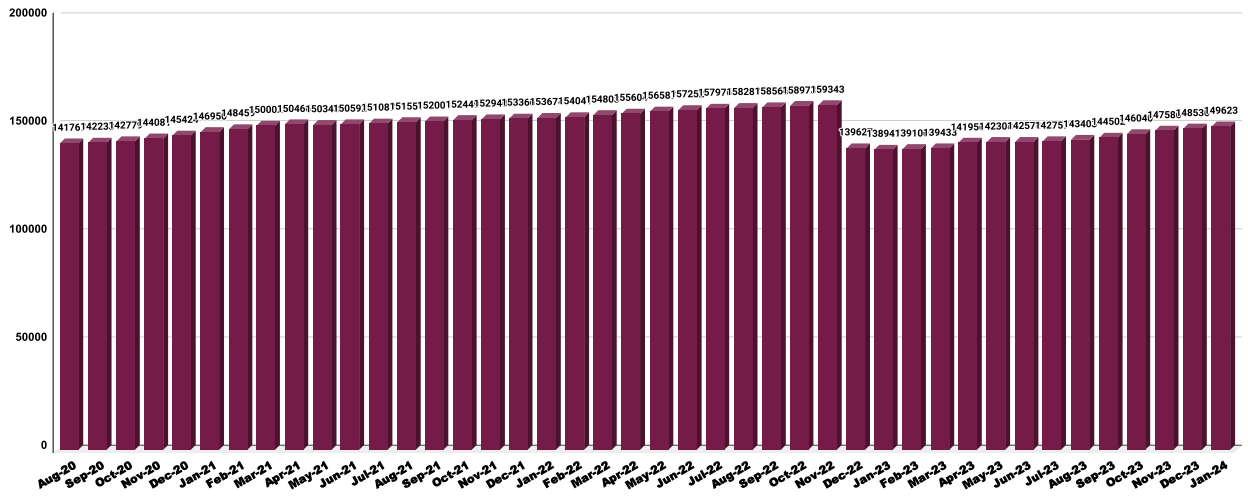
■ COLLECTION - CONNECTION



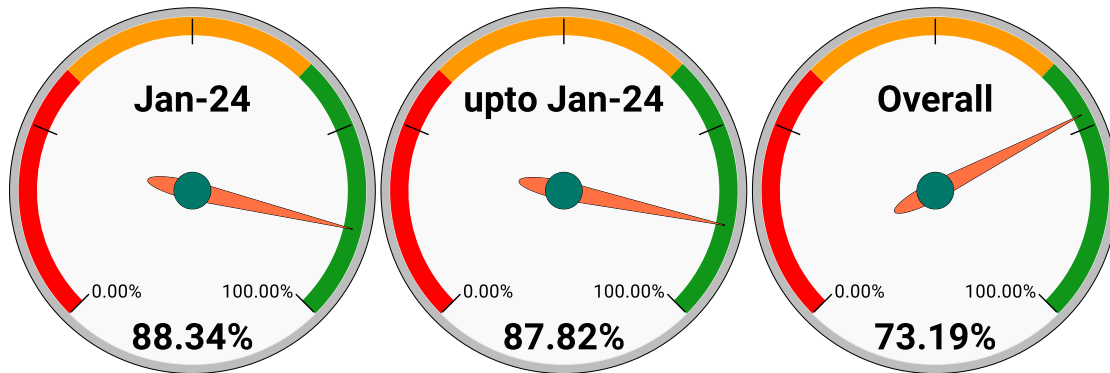
CONNECTION OF LAST 46 MONTHS

YEAR	April	May	June	July	August	September	October	November	December	January	February	March
2020-21	1,39,724	1,40,477	1,41,181	1,41,296	1,41,767	1,42,233	1,42,779	1,44,081	1,45,424	1,46,950	1,48,459	1,50,002
2021-22	1,50,466	1,50,343	1,50,592	1,51,087	1,51,551	1,52,001	1,52,449	1,52,940	1,53,366	1,53,674	1,54,041	1,54,803
2022-23	1,55,604	1,56,587	1,57,252	1,57,976	1,58,287	1,58,566	1,58,973	1,59,343	1,39,627	1,38,947	1,39,100	1,39,433
2023-24	1,41,956	1,42,308	1,42,574	1,42,757	1,43,403	1,44,502	1,46,040	1,47,586	1,48,536	1,49,623		

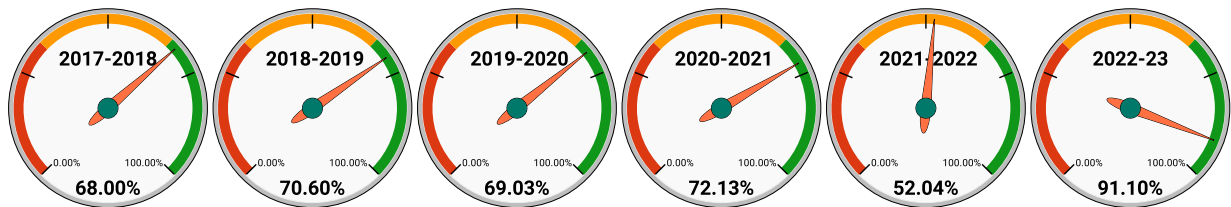
CONNECTION TREND OF LAST 42 MONTHS



Revenue Targets & Achievements for the year 2023-24



Previous 6 year Target Achievement




METER READING POSTING			Marks	Total marks	Rank
			16.00	16	10

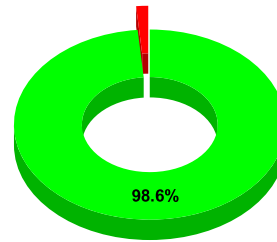
Total No. of Live connection on August	Total No. of readings posted on August	Total Readings of August against 50% Total Live Connections of August 23
137,963	70,618	102.37%
Total No. of Live connection on October	Total No. of readings posted on October	Total Readings of October against 50% Total Live Connections of October 23
139,395	70,403	101.01%
Total No. of Live connection on December	Total No. of readings posted on December	Total Readings of December against 50% Total Live Connections of December 23
142,193	70,509	99.17%

Total No. of Live connection on September	Total No. of readings posted on September	Total Readings of September against 50% Total Live Connections of September 23
138,834	68,428	98.58%
Total No. of Live connection on November	Total No. of readings posted on November	Total Readings of November against 50% Total Live Connections of November 23
141,316	69,552	98.43%
Total No. of Live connection on January	Total No. of readings posted on January	Total Readings of January against 50% Total Live Connections of January 24
143,651	71,327	99.31%

METER READING POSTING % AGAINST NUMBER OF LIVE CONNECTIONS OF AUGUST




METER READING POSTING % AGAINST NUMBER OF LIVE CONNECTIONS OF SEPTEMBER

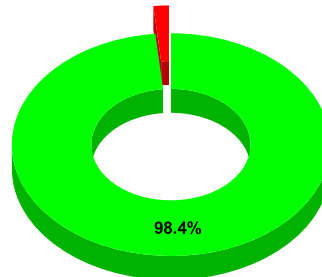


● METER READINGS POSTED ● METER READINGS TO BE POSTED

METER READING POSTING % AGAINST NUMBER OF LIVE CONNECTIONS OF OCTOBER

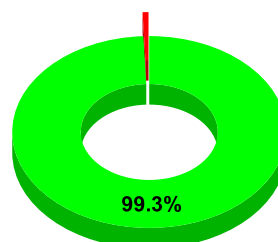


METER READING POSTING % AGAINST NUMBER OF LIVE CONNECTIONS OF NOVEMBER



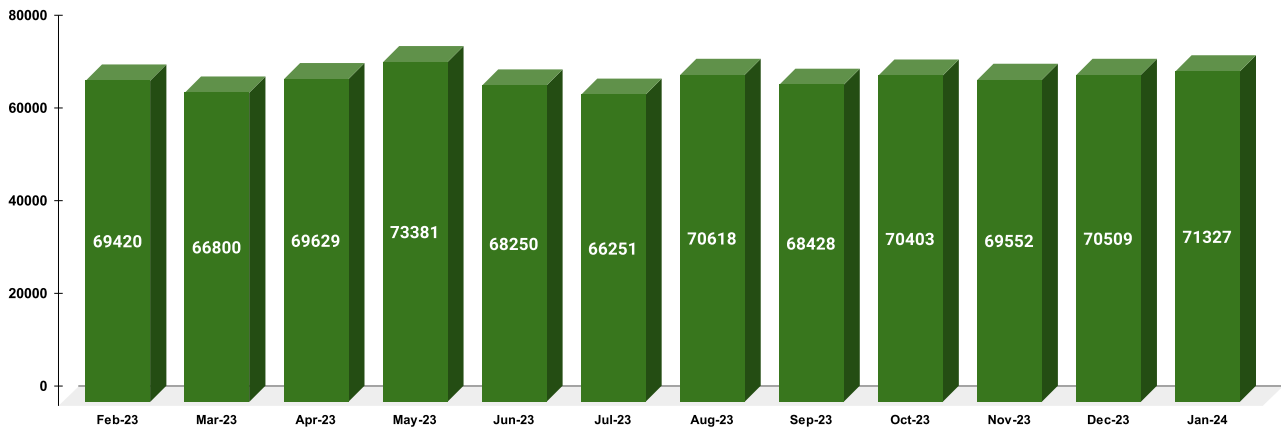
● METER READINGS POSTED ● METER READINGS TO BE POSTED

METER READING POSTING % AGAINST NUMBER OF LIVE CONNECTIONS OF DECEMBER



● METER READINGS POSTED ● METER READINGS TO BE POSTED

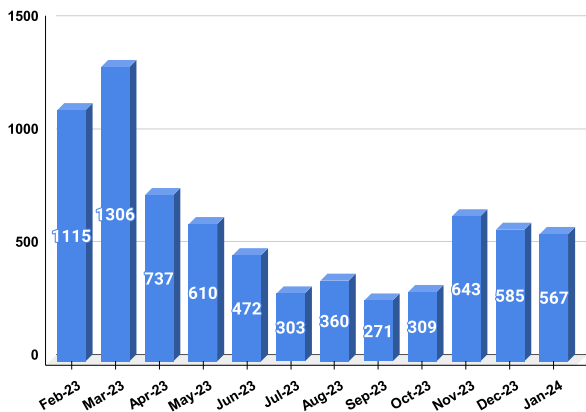
METER READING POSTED FOR LAST 12 MONTHS



FAULTY METER

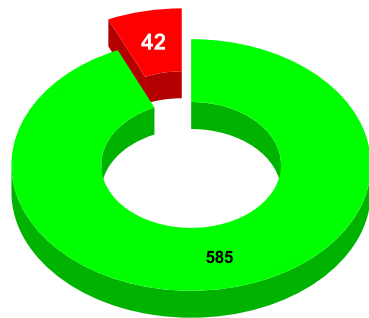
Marks	Total marks	Rank
19.34	20	5

FAULTY METER REPLACEMENT OF LAST 12 MONTHS



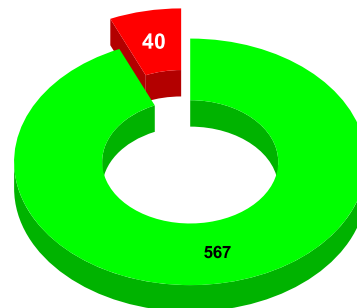
MONTH	Total No. of Faulty meters	Number of Faulty meter replaced	Number of Faulty meter pending
AUGUST	680	360	320
SEPTEMBER	739	271	468
OCTOBER	697	309	388
NOVEMBER	603	643	-40
DECEMBER	627	585	42
JANUARY	607	567	40

FAULTY METER REPLACED VS FAULTY METER TO BE REPLACED ON DECEMBER



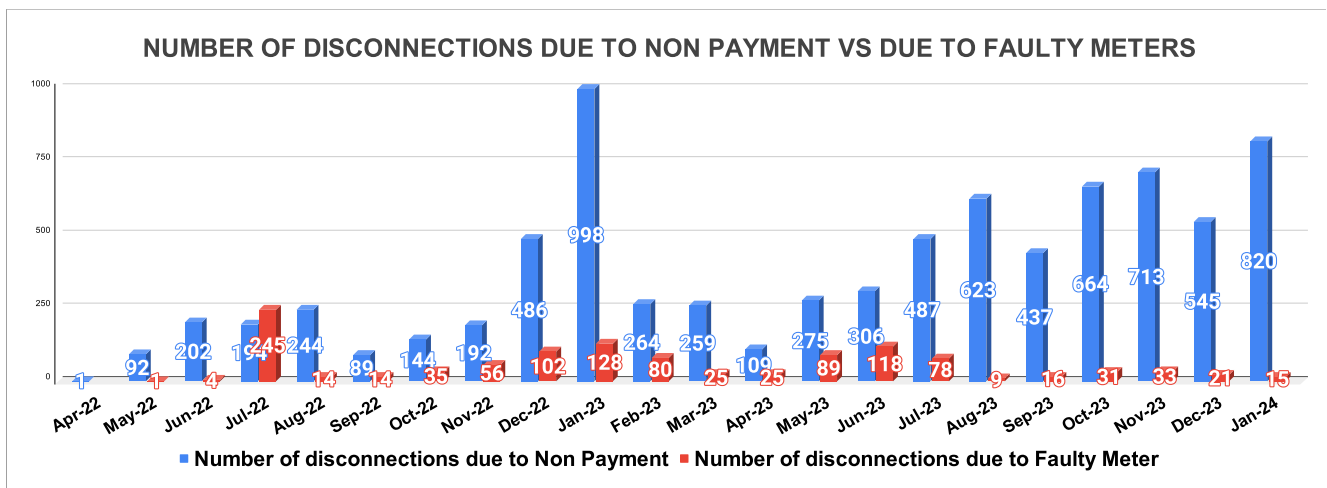
- NO OF FAULTY METERS REPLACED
- FAULTY METERS TO BE REPLACED

FAULTY METER REPLACED VS FAULTY METER TO BE REPLACED ON JANUARY

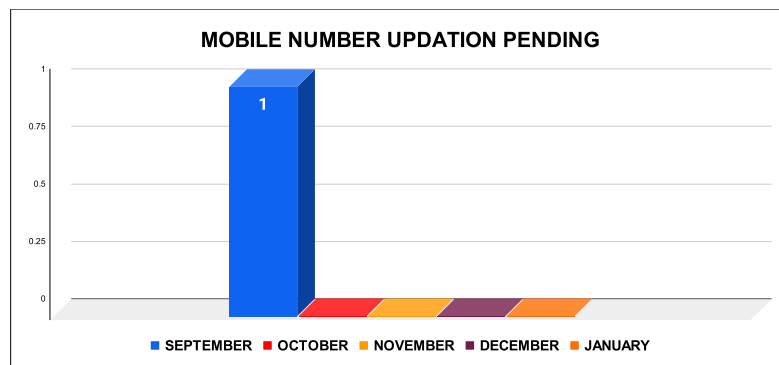


- NO OF FAULTY METERS REPLACED
- FAULTY METERS TO BE REPLACED

DISCONNECTION STATUS										Marks	Total marks	Rank
										-	-	-
DISCONNECTI ONS	APRIL	MAY	JUNE	JULY	AUGUST	SEPTEMBER	OCTOBER	NOVEMBER	DECEMBER	JANUARY	FEBRUARY	MARCH
DUE TO NON PAYMENT ()	1	92	202	194	244	89	144	192	486	998	264	259
DUE TO FAULTY METER ()		1	4	245	14	14	35	56	102	128	80	25
DUE TO NON PAYMENT ()	109	275	306	487	623	437	664	713	545	820		
DUE TO FAULTY METER ()	25	89	118	78.00	9	16	31	33	21	15		

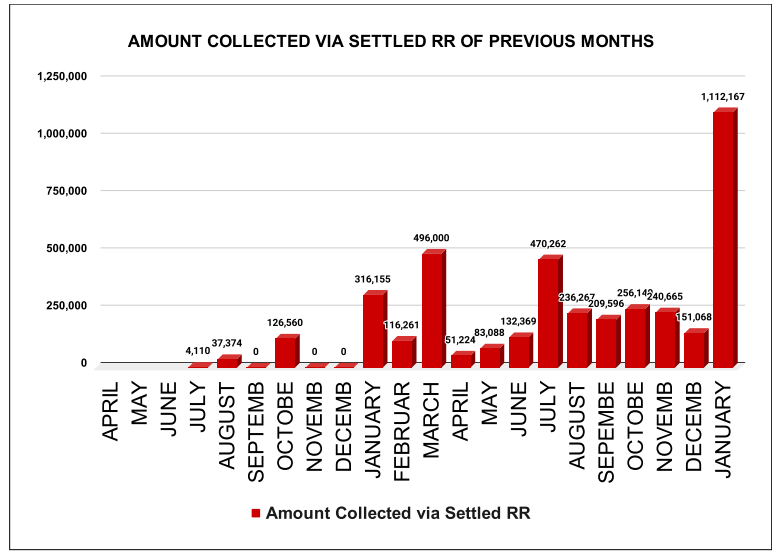


MOBILE NUMBER UPDATION					Marks	Total marks	Rank
					10.00	10	15



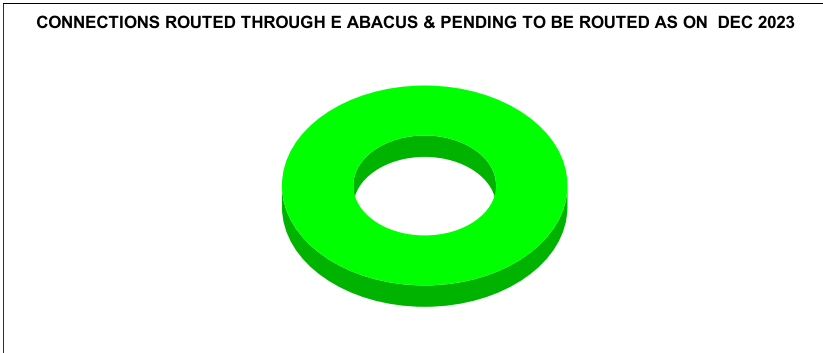
Mobile Number updation pending				
SEPTEMBER	OCTOBER	NOVEMBER	DECEMBER	JANUARY
1	0	0	0	0

REVENUE RECOVERY STATUS	Marks	Total marks	Rank
5.79	8	5	

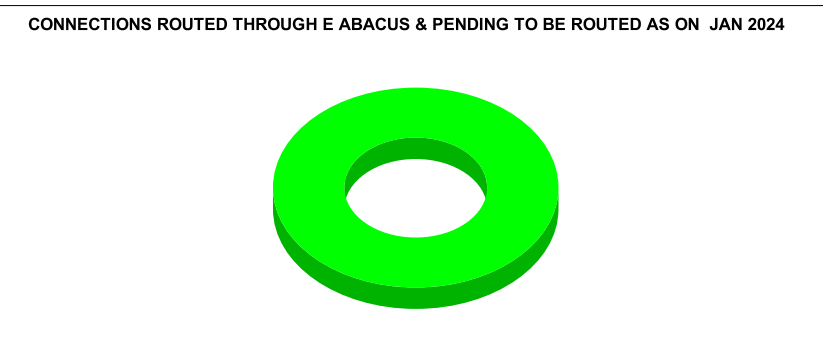


MONTH	No of RR Notices Issued	No of RR Proceed	No Of RR Settled	Amount Collected via Settled RR
AUGUST	113	226	18	236,267
SEPTEMBER	110	634	19	209,596
OCTOBER	117	135	30	256,149
NOVEMBER	103	100	15	240,665
DECEMBER	205	88	24	151,068
JANUARY	217	277	32	1,112,167

JAL JEEVAN MISSION ROUTING	Marks	Total marks	Rank
10.00	10	17	



MONTH	Total No of JJM Connection	No of connection routed in e-Abacus	Balance connection to be routed
AUGUST	5,300	5,300	0
SEPTEMBER	5,300	5,300	0
OCTOBER	5,300	5,300	0



MONTH	Total No of JJM Connection	No of connection routed in e-Abacus	Balance connection to be routed
NOVEMBER	5,300	5,300	0
DECEMBER	5,300	5,300	0
JANUARY	5,300	5,300	0

Sources of data	
Revenue Collection Data	DCB based on E-abacus data collected from Divisions and consolidated by RMC
Amnesty Data	Summary of Live data submitted by Revenue Division via Google sheet shared
Meter Reading Data	Data collected from division via google sheets
Faulty Meter Replacement Data	Data collected from division via google sheets
JJM Reading Posting	Data collected from division via google sheets
Moile Number updation Status	Data collected from division via google sheets
Disconnection data	Data collected from division via google sheets
BPL data	Data provided from DBA
Arrear Break up	Govt. Arrear , Central Govt. Arrear as on January based on e-abacus ; LSGD data based on DCB
Total Arrears and Total Connections	Data from DCB
Top Defaulters	Arrear data from E-abacus as on January