



കേരള ജല അതോറിറ്റി

TVM NORTH	JANUARY	Report Generated at 27/02/2024 12:38:20	Rank -14
-----------	---------	---	----------

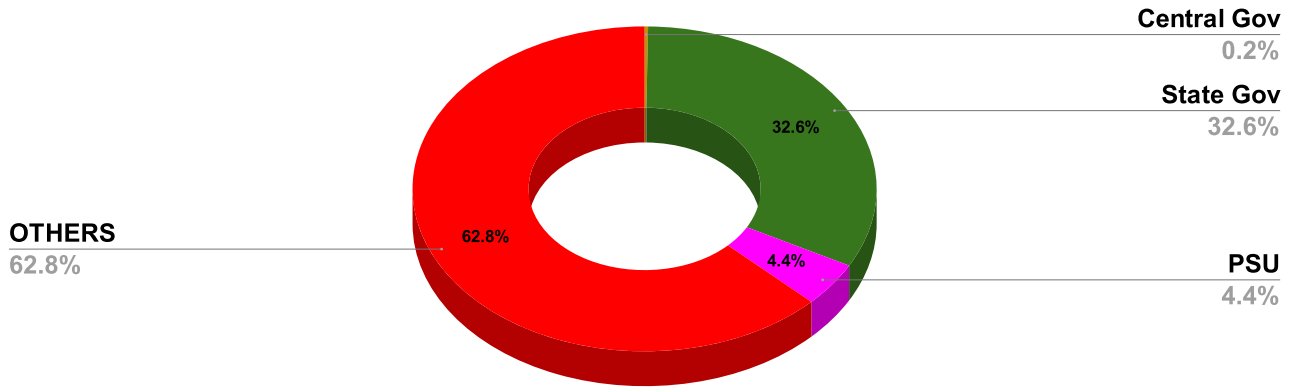
Name of Executive Engineer	Sri. N R Hari
-----------------------------------	---------------

Name of Revenue officer	Sri Rajesh A S
--------------------------------	----------------

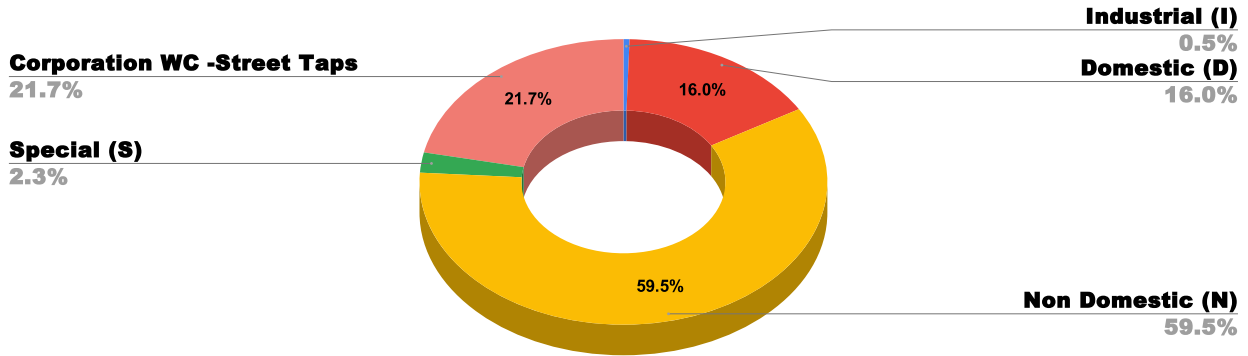
CONNECTIONS AS ON AS ON JANUARY :	1,37,613	ARREARS IN CRORE AS ON JANUARY :	97.96
--	-----------------	---	--------------

ARREARS				
STATE GOVERNMENT	CENTRAL GOVERNMENT	PSU	OTHERS	LSGD
31,92,57,898	23,73,346	4,31,55,215	61,48,38,912	27,12,63,434

ARREAR BREAK UP INCLUDING LSGD



ARREARS INCLUDING LSGD



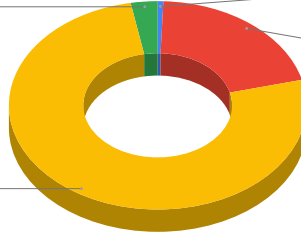
DOMESTIC	NON DOMESTIC	INDUSTRIAL	SPECIAL	BULK SUPPLY	Panchayath WC-Street Taps	Municipality WC -Street Taps	Corporation WC - Street Taps
20,02,93,500	74,47,91,930	59,99,717	2,85,40,224	0	0	0	27,12,63,434

ARREARS WITH OUT LSGD

Special (S)
2.9%

Industrial (I)
0.6%
Domestic (D)
20.4%

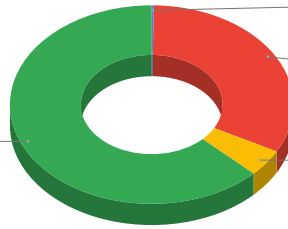
Non Domestic (N)
76.0%



ARREAR BREAK UP WITH OUT LSGD

Domestic, Nondomestic and others
62.8%

Central Gov
0.2%
State Gov
32.6%
PSU
4.4%

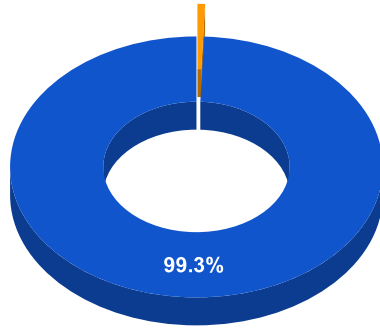


TOP DEFAULTERS OF TVM NORTH FOR THE MONTH OF JANUARY

SL NO	NAME	ARREAR(IN CRORES)
1	THE MANAGER, P.B NO. 2,PERRORKADA, HINDUSTAN LATEX LIMITED, PEROORKADA PH.9483572502 8075887521	0.906
2	THE PRINCIPAL, SANSKRIT COLLEGE, PALAYAM, THIRUVANANTHAPURAM - 695034.	0.879
3	THE SUPDT, PAY WARD, MENTAL HOSPITAL OOLAMPARA, PEROORKADA PO TVM 5	0.873
4	THE.ASST.ENGINEER., EAST SUB DIVISION, AN TRAINING CENTRE, TVPM.	0.771
5	THE COMMISSIONER OF POLICE, NANTHAVANAM, TVPM.,	0.750
6	THE COMMANDENT, S.A.P CAMP, OOLAMPARA TVM,	0.713
7	THE COMMISSIONER OF POLICE, CITY POLICE (Vanitha Police Station), TC.26/244-1-2, THIRUVANANTHAPURAM.	0.706
8	THE PRINCIPAL, GB-DENTAL COLLEGE,MC, MEDICAL COLLEGE P.O., TVM	0.560
9	COMMISSIONER OF CORPORATION, SPRAY FOUNTAIN, PALAYAM MARKET, THIRUVANANTHAPURAM.	0.529
10	I.G.OF POLICE, TVPM., KERALA.,	0.524

BPL DATA

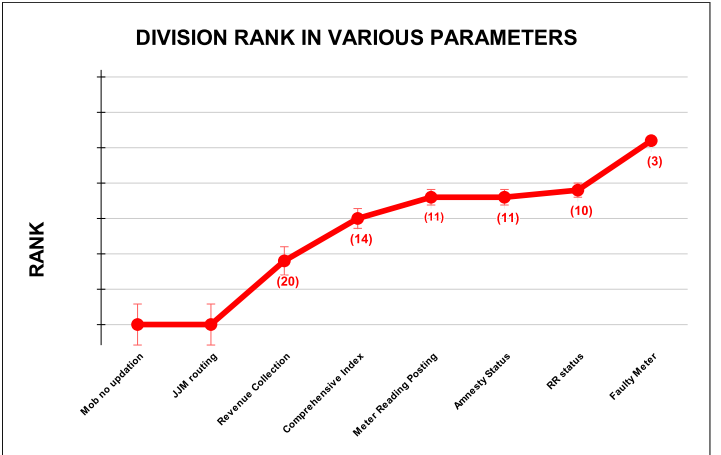
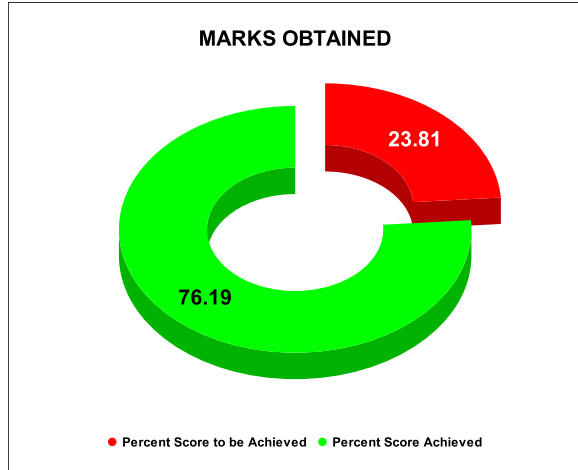
BPL CONNECTIONS AS % OF TOTAL LIVE CONNECTIONS



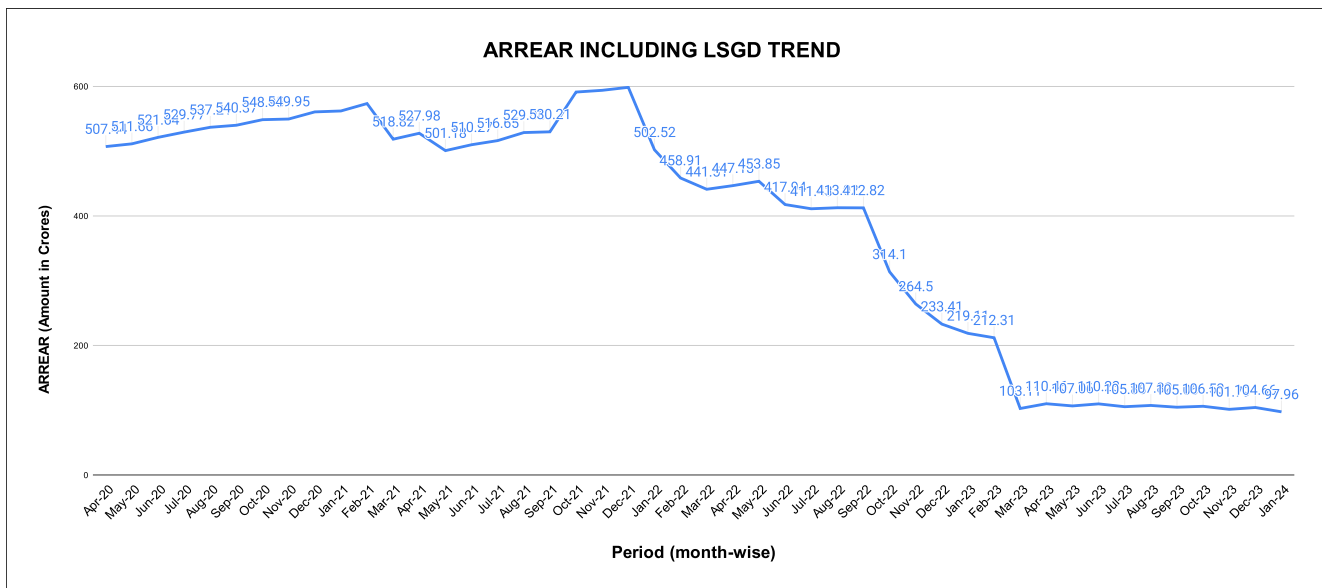
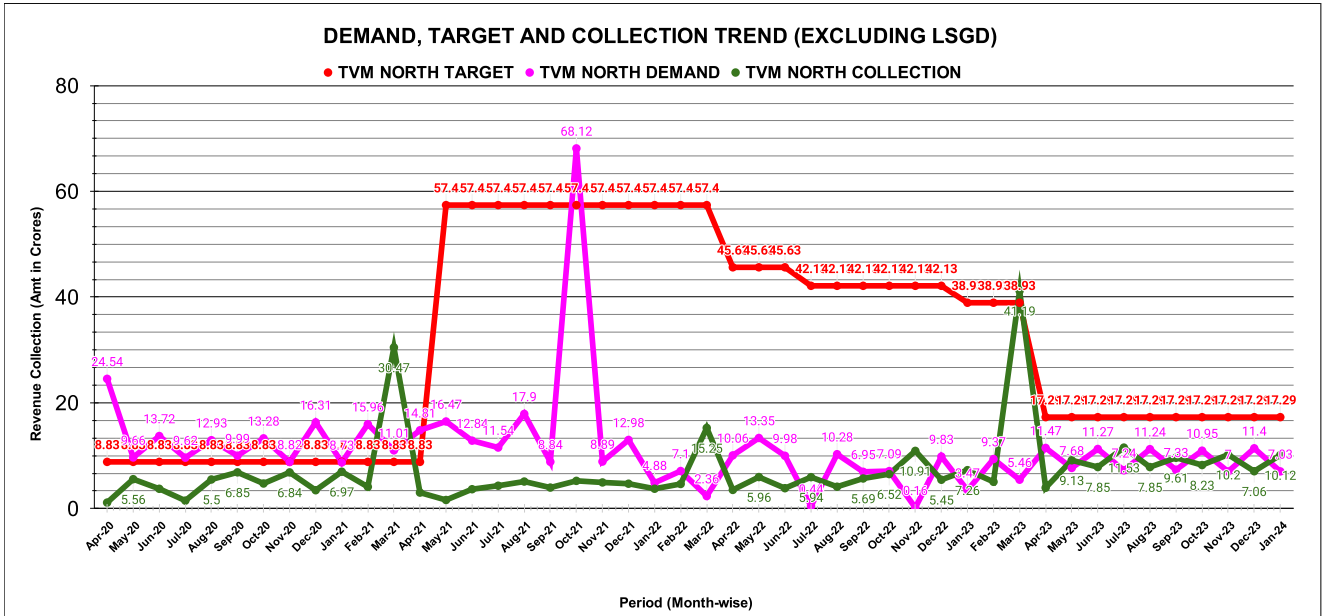
● BPL CONNECTIONS ● TOTAL LIVE CONNECTIONS

TOTAL NO OF BPL CONNECTIONS	
AS ON JULY 2023	909

COMPREHENSIVE INDEX	Marks	Total marks	Rank
	76.19	100	14



	Marks	Total marks	Rank
<u>COMPREHENSIVE INDEX</u>	76.19	100	14
<u>REVENUE COLLECTION ACHIEVEMENT</u>	14.28	25	20
<u>METER READING POSTING</u>	16.00	16	11
<u>FAULTY METER REPLACEMENT</u>	19.67	20	3
<u>MOBILE NO UPDATION</u>	7.05	10	29
<u>REVENUE RECOVERY STATUS</u>	3.54	8	10
<u>JAL JEEVAN MISSION ROUTING</u>	0.00	10	29
<u>AMNESTY</u>	8.02	11	11

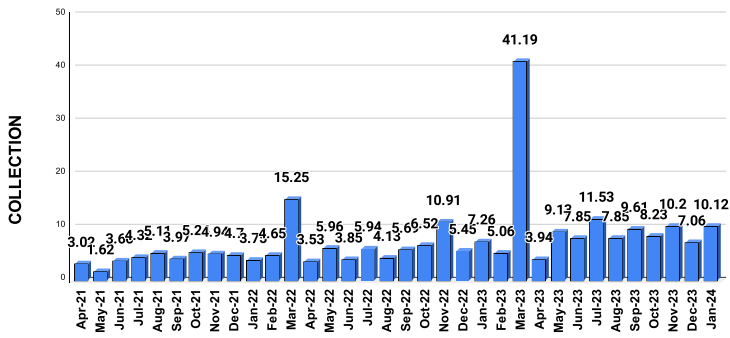


COLLECTION IN LAKHS

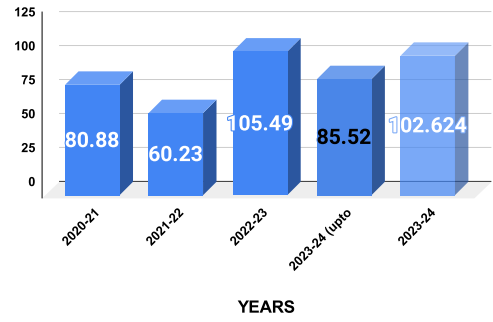
YEAR	April	May	June	July	August	September	October	November	December	January	February	March
2020-21	113	556	374	150	550	685	474	684	347	697	411	3,047
2021-22	302	162	366	432	511	397	524	494	470	375	465	1,525
2022-23	353	596	385	594	413	569	652	1,091	545	726	506	4,119
2023-24	394	913	785	1,153	785	961	823	1,020	706	1,012		

YEAR	2020-21	2021-22	2022-23	2023-24
COLLECTION IN LAKHS	8,087	6,021	10,551	8,553

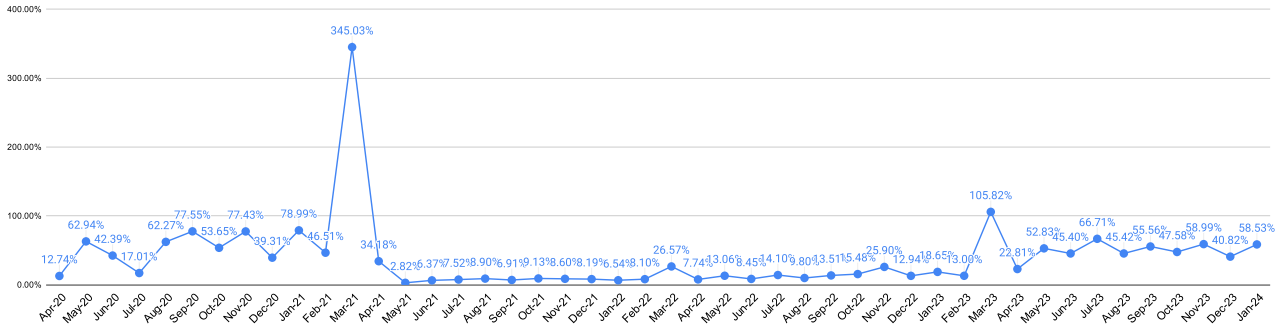
REVENUE COLLECTION TREND



REVENUE COLLECTION FOR LAST 4 YEARS IN CRORES

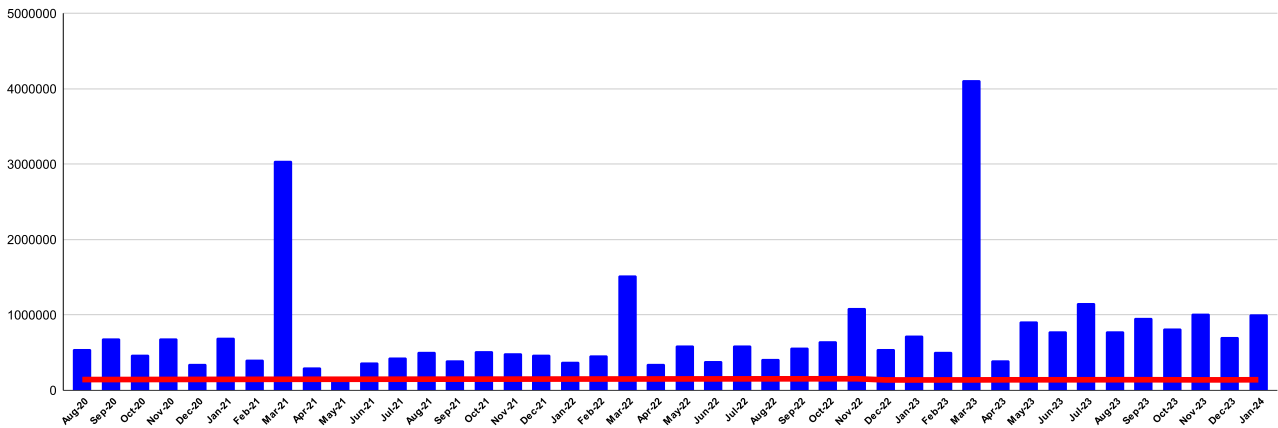


REVENUE COLLECTION ACHIEVEMENT IN PERCENTAGE



COLLECTIONS VS CONNECTIONS TREND FOR THE LAST 42 MONTHS

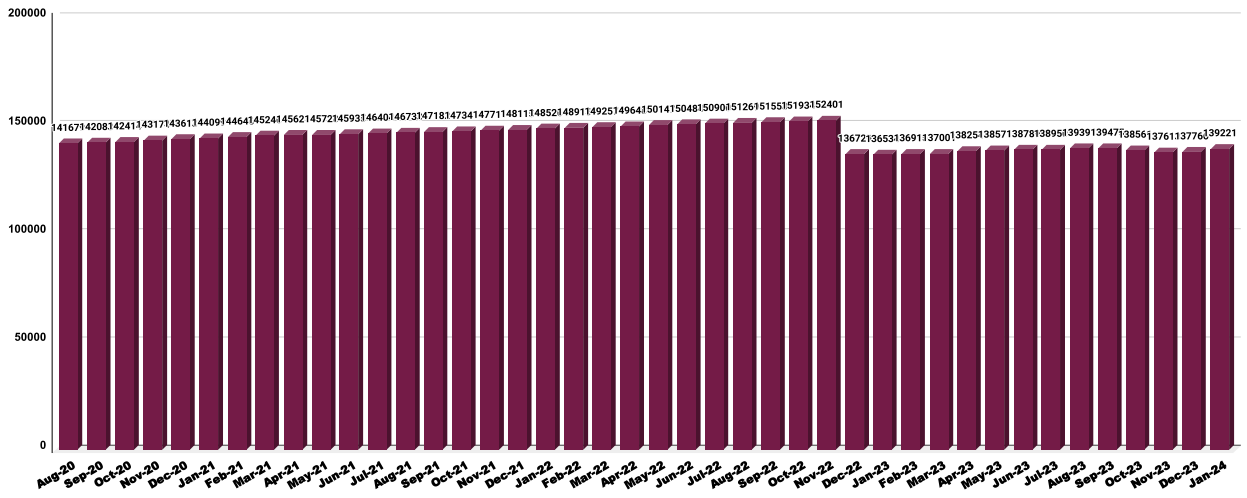
■ COLLECTION - CONNECTION



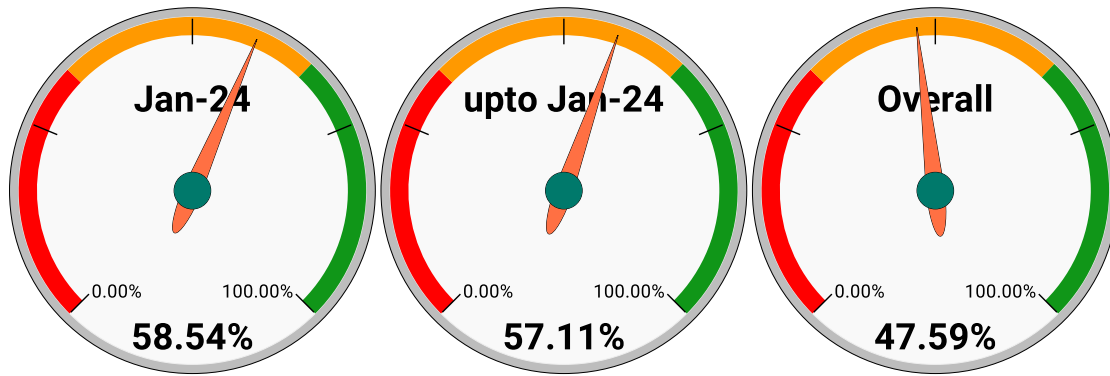
CONNECTION OF LAST 46 MONTHS

YEAR	April	May	June	July	August	September	October	November	December	January	February	March
2020-21	1,40,564	1,40,838	1,41,224	1,41,291	1,41,679	1,42,083	1,42,414	1,43,174	1,43,613	1,44,099	1,44,646	1,45,246
2021-22	1,45,621	1,45,728	1,45,935	1,46,404	1,46,733	1,47,182	1,47,341	1,47,711	1,48,115	1,48,526	1,48,915	1,49,257
2022-23	1,49,648	1,50,147	1,50,484	1,50,900	1,51,269	1,51,553	1,51,934	1,52,401	1,36,729	1,36,534	1,36,915	1,37,001
2023-24	1,38,254	1,38,571	1,38,789	1,38,950	1,39,391	1,39,475	1,38,561	1,37,613	1,37,766	1,39,221		

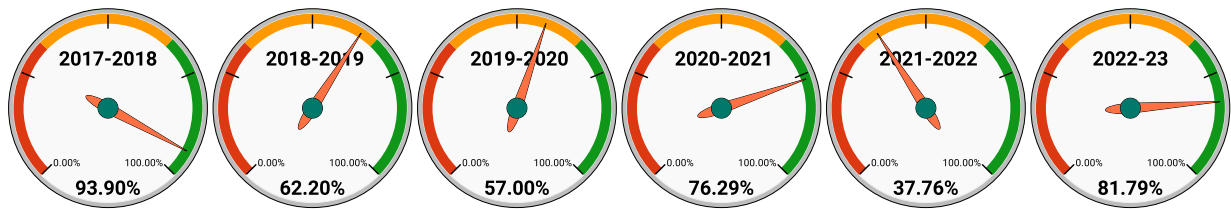
CONNECTION TREND OF LAST 42 MONTHS



Revenue Targets & Achievements for the year 2023-24



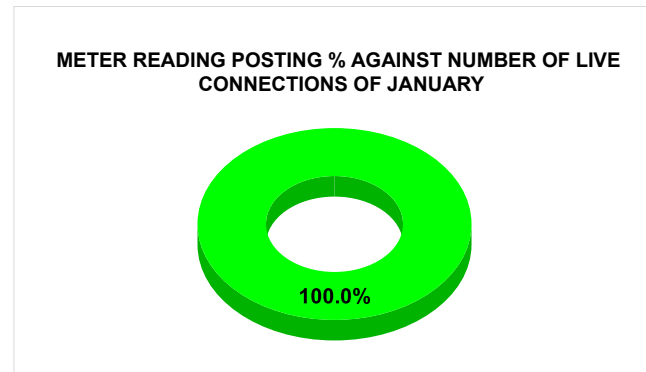
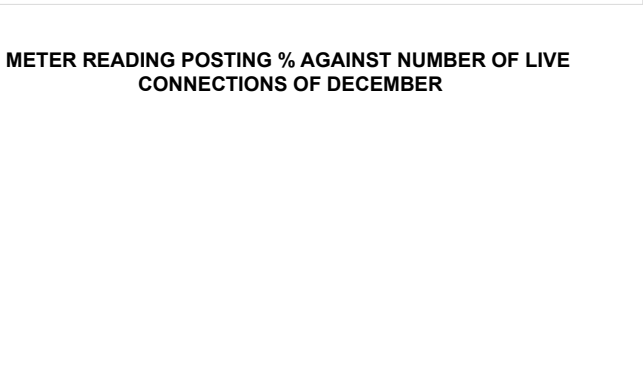
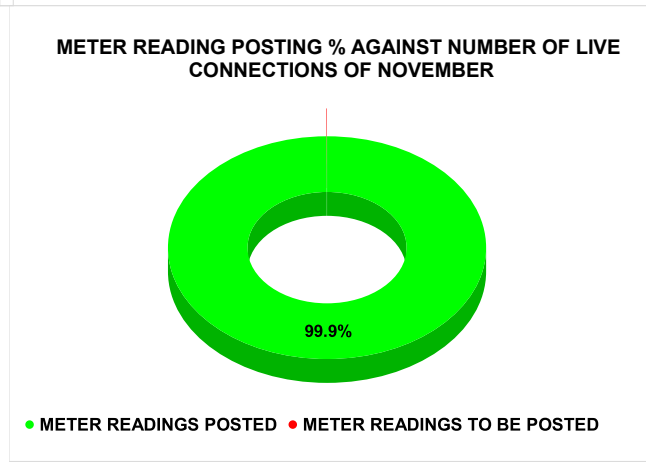

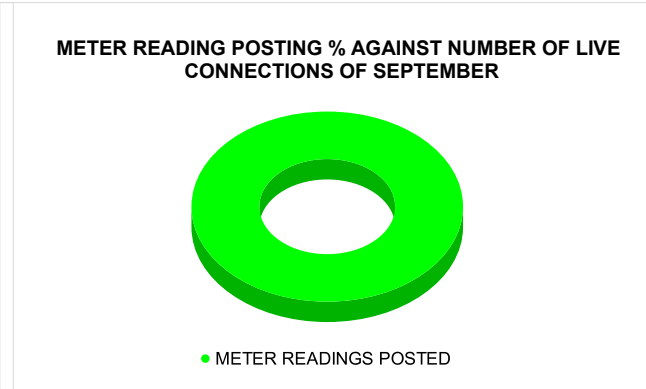
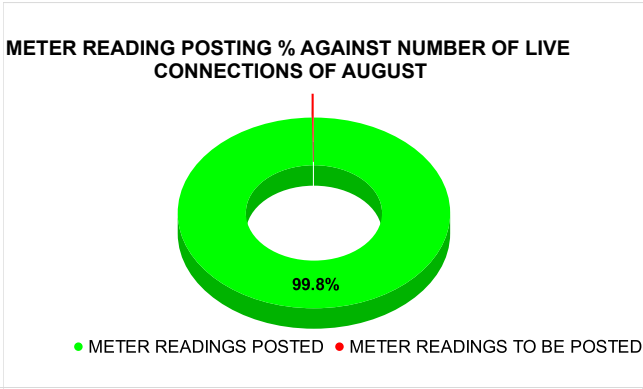
Previous 6 year Target Achievement



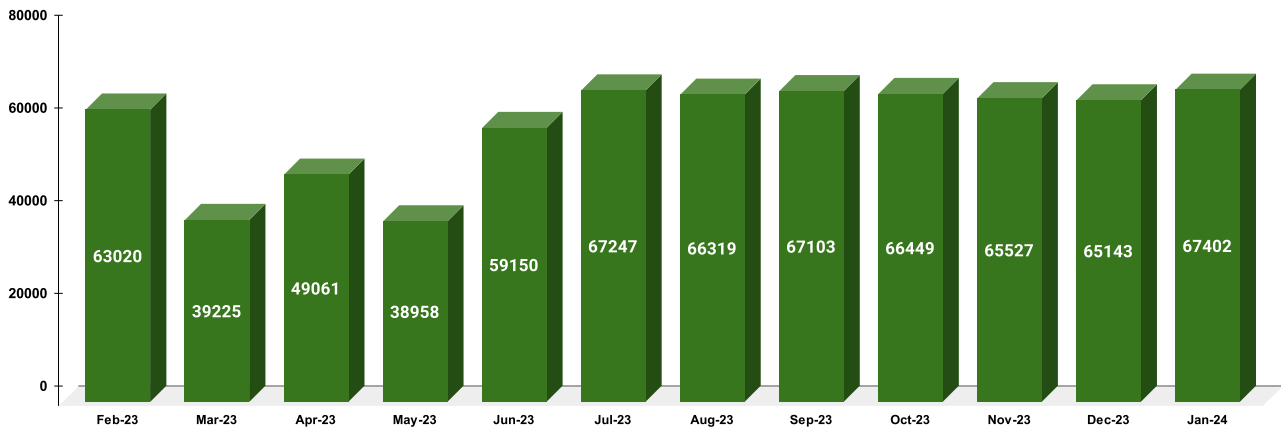
METER READING POSTING			Marks	Total marks	Rank
			16.00	16	11

Total No. of Live connection on August	Total No. of readings posted on August	Total Readings of August against 50% Total Live Connections of August 23
132,964	66,319	99.75%
Total No. of Live connection on October	Total No. of readings posted on October	Total Readings of October against 50% Total Live Connections of October 23
132,370	66,449	100.40%
Total No. of Live connection on December	Total No. of readings posted on December	Total Readings of December against 50% Total Live Connections of December 23
130,931	65,143	99.51%

Total No. of Live connection on September	Total No. of readings posted on September	Total Readings of September against 50% Total Live Connections of September 23
132,469	67,103	101.31%
Total No. of Live connection on November	Total No. of readings posted on November	Total Readings of November against 50% Total Live Connections of November 23
131,123	65,527	99.95%
Total No. of Live connection on January	Total No. of readings posted on January	Total Readings of January against 50% Total Live Connections of January 24
131,043	67,402	102.87%



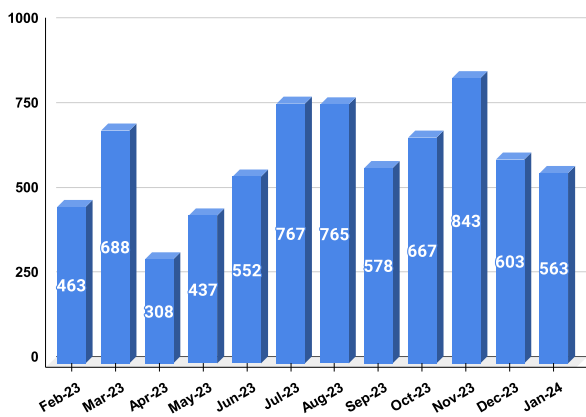
METER READING POSTED FOR LAST 12 MONTHS



FAULTY METER

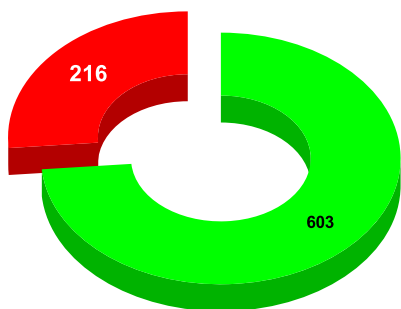
Marks	Total marks	Rank
19.67	20	3

FAULTY METER REPLACEMENT OF LAST 12 MONTHS



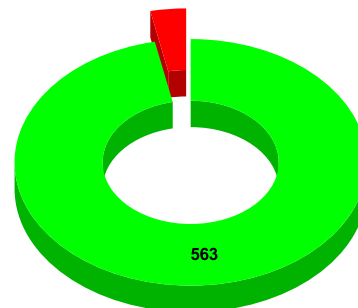
MONTH	Total No. of Faulty meters	Number of Faulty meter replaced	Number of Faulty meter pending
AUGUST	3,711	765	2,946
SEPTEMBER	3,040	578	2,462
OCTOBER	2,727	667	2,060
NOVEMBER	1,479	843	636
DECEMBER	819	603	216
JANUARY	582	563	19

FAULTY METER REPLACED VS FAULTY METER TO BE REPLACED ON DECEMBER



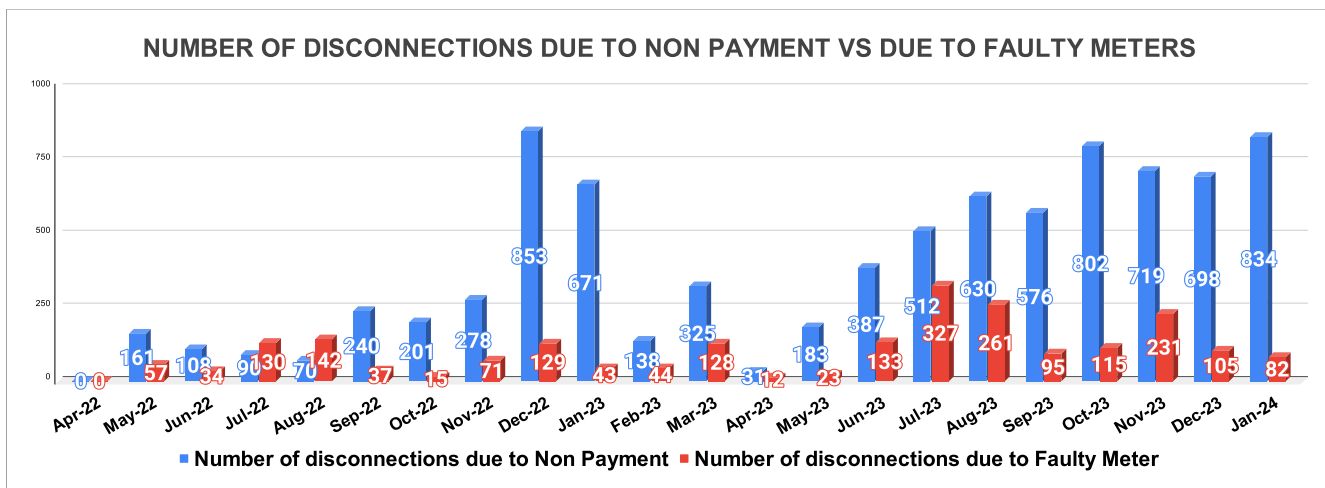
- NO OF FAULTY METERS REPLACED
- FAULTY METERS TO BE REPLACED

FAULTY METER REPLACED VS FAULTY METER TO BE REPLACED ON JANUARY

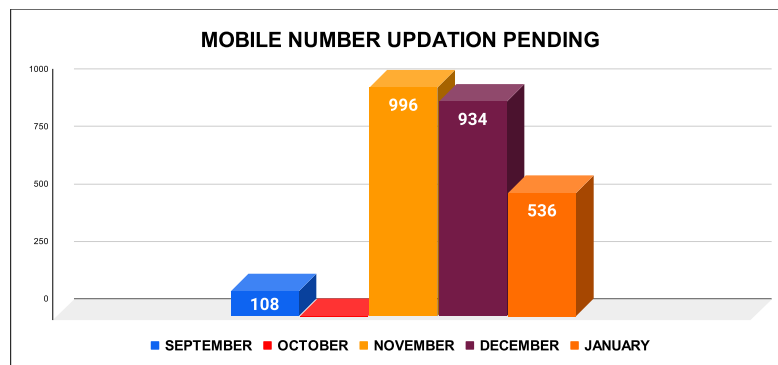


- NO OF FAULTY METERS REPLACED
- FAULTY METERS TO BE REPLACED

DISCONNECTION STATUS										Marks	Total marks	Rank
										-	-	-
DISCONNECTI ONS	APRIL	MAY	JUNE	JULY	AUGUST	SEPTEMBER	OCTOBER	NOVEMBER	DECEMBER	JANUARY	FEBRUARY	MARCH
DUE TO NON PAYMENT ()	0	161	108	90	70	240	201	278	853	671	138	325
DUE TO FAULTY METER ()	0	57	34	130	142	37	15	71	129	43	44	128
DUE TO NON PAYMENT ()	31	183	387	512	630	576	802	719	698	834		
DUE TO FAULTY METER ()	12	23	133	327.00	261	95	115	231	105	82		

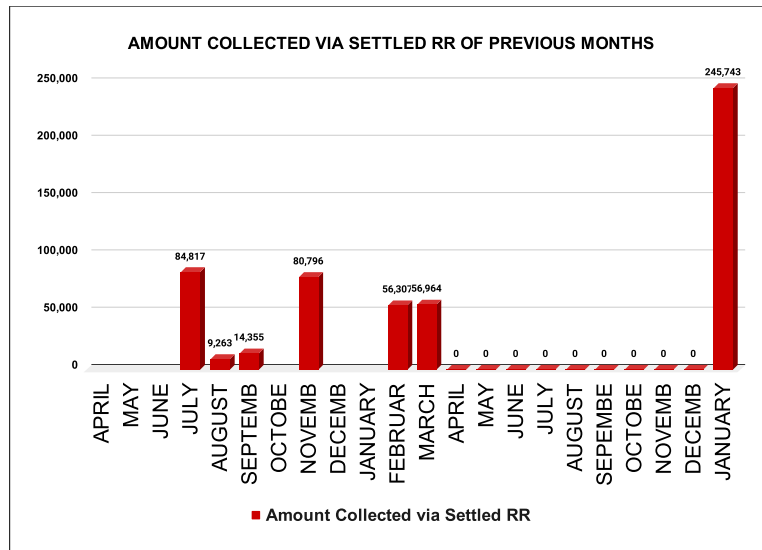


MOBILE NUMBER UPDATION					Marks	Total marks	Rank
					7.05	10	29



Mobile Number updation pending				
SEPTEMBER	OCTOBER	NOVEMBER	DECEMBER	JANUARY
108	0	996	934	536

REVENUE RECOVERY STATUS	Marks	Total marks	Rank
	3.54	8	10



MONTH	No of RR Notices Issued	No of RR Proceed	No Of RR Settled	Amount Collected via Settled RR
AUGUST	0	0	0	0
SEPTEMBER	0	0	0	0
OCTOBER	447	176	0	0
NOVEMBER	412	303	0	0
DECEMBER	718	144	0	0
JANUARY	669	164	36	245,743

JAL JEEVAN MISSION ROUTING	Marks	Total marks	Rank
	0.00	10	29

CONNECTIONS ROUTED THROUGH E ABACUS & PENDING TO BE ROUTED AS ON DEC 2023

MONTH	Total No of JJM Connection	No of connection routed in e-Abacus	Balance connection to be routed
AUGUST	0	0	0
SEPTEMBER	0	0	0
OCTOBER	0	0	0

CONNECTIONS ROUTED THROUGH E ABACUS & PENDING TO BE ROUTED AS ON JAN 2024

MONTH	Total No of JJM Connection	No of connection routed in e-Abacus	Balance connection to be routed
NOVEMBER	0	0	0
DECEMBER	0	0	0
JANUARY	0	0	0

Sources of data	
Revenue Collection Data	DCB based on E-abacus data collected from Divisions and consolidated by RMC
Amnesty Data	Summary of Live data submitted by Revenue Division via Google sheet shared
Meter Reading Data	Data collected from division via google sheets
Faulty Meter Replacement Data	Data collected from division via google sheets
JJM Reading Posting	Data collected from division via google sheets
Moile Number updation Status	Data collected from division via google sheets
Disconnection data	Data collected from division via google sheets
BPL data	Data provided from DBA
Arrear Break up	Govt. Arrear , Central Govt. Arrear as on January based on e-abacus ; LSGD data based on DCB
Total Arrears and Total Connections	Data from DCB
Top Defaulters	Arrear data from E-abacus as on January