

**Minutes of the 5<sup>th</sup> State Level Scheme Sanctioning Committee (SLSSC) meeting held on 31-12-2021, 2.30pm through Video Conference**

Meeting Commenced at 2.30 PM. List of Participants attached as Annexure – I.

Sri. T.K. Jose, IAS, Additional Chief Secretary, Water Resources Department, Kerala chaired the meeting and welcomed all the participants. Sri. Venkatesapathy S., IAS, Mission Director JJM Kerala and Managing Director KWA informed that the 5<sup>th</sup> SLSSC is convened for the reconsideration of deferred proposal placed before the 4<sup>th</sup> SLSSC meeting held on 14/12/2021.


**Agenda No. 1: Approval of schemes for providing Functional Household Tap Connections (FHTCs)**

As per the direction of the 4th SLSSC meeting held on 14/12/2021, the proposals were reappraised and reworked. To optimize project cost, alternate routes available through LSGD roads were identified wherever possible to avoid the NH and PWD roads. Also, DERs were reappraised with judicious usage of pipe material such as PVC/PE so that optimum costs of projects to be arrived.

The earlier implemented rural schemes were non- WTP schemes. In many such schemes, the existing connections given from old schemes are not fully functional. Hence the new schemes are proposed to make those old connections also functional in terms of quantity, quality, and regularity. As such the existing connections whose functionality is to be improved are also taken into account while preparing the new schemes.

Proposals for 100% coverage of households are prepared and placed for approval so that enough time will be available for the execution of large water supply projects in the field. Thereby the Mission target can be achieved within the timeline.

**VENKATESAPATHY S. IAS**  
Managing Director  
Kerala Water Authority  
Thiruvananthapuram


  
T.K. JOSE IAS  
Additional Chief Secretary  
Water Resources and CSIND  
Govt. Secretariat, Tvpam, Kerala  
Tel. 2333174/2518455

The chair then deliberated on several issues and gave the following directions.

- a) Alternate solutions have to be identified and worked out for various problems faced in implementation of JJM projects. Rather than limiting to one solution, several options have to be considered before zeroing on the final solution.
- b) Kerala should plan well in advance for JJM. The planning will ensure objectivity, transparency and will bring in more accountability in the system. He also directed that information regarding the road cutting schedule of JJM works shall be informed to PWD/LSGD/concerned agency well in advance for getting sanction and ensuring timely restoration of roads. During the execution of the projects, details of road cutting with start time, working period, completion time, etc shall be notified to the public. A schematic sketch may be made available to the schedule. This will bring transparency, accountability and reduce public complaints. MD informed that RoW Portal is maintained by IT mission. The details of road works as well as KWA works are loaded in this public domain.
- c) Project management tools shall be effectively utilized in the execution of JJM works to ensure timely completion of projects and to avoid delays. Officers shall motivate field staff for ensuring teamwork so that the targets are achieved in time.
- d) Preparation and submission of bills are to be expedited to get the Central and State allocation in time. Bill preparation effecting timely payment should be simultaneous activity.
- e) It shall be ensured that the tail end of distribution network also gets sufficient water through the JJM projects. For isolated remote areas,

**VENKATESAPATHY S. IAS**  
Managing Director  
Kerala Water Authority  
Thiruvananthapuram

2

  
12/1/2022  
**T.K. JOSE IAS**  
Additional Chief Secretary  
Water Resources and CSIND  
Govt. Secretariat, Tvpm, Kerala  
Tel. 2333174/2518455

innovative solutions are to be arrived at by consulting with the local community. Ensure community participation in project execution and more IEC activities to be carried out to involve people in the mission.

- f) Try to find out opportunities for establishing prefab/precast overhead tanks to avoid time delay in constructing concrete overhead tanks wherever possible. KWA should look for innovative and time saving structures for storage tank purpose.

The representative of Gol informed that under JJM, the focus is on 'service delivery' rather than 'mere infrastructure development', which makes it distinct from earlier programmes. The JJM aims for long-term service delivery and sustainability of drinking water sources and water supply as well as greywater management, empowering rural communities and GPs/VWSCs/Pani Samitis, form the 'soul of the mission'. To make JJM as People's movement, more community involvement is to be ensured. More IEC activities to be carried out utilizing funds under support activities. More persons shall be nominated for training programmes organized by Key Resource Centers (KRCs) to ensure good cross-learning. Concerned officials of State shall visit other States/UT such as Ladakh, Himachal Pradesh, Arunachal Pradesh to ensure good cross-learning of implementation of JJM.

Installation of solar panels and utilization of the solar energy will reduce the maintenance cost. Gol representative emphasized the need for solar energy in JJM. MD explained that Kerala has KSEBL the electricity utility has been linked up with Water Resources department for solar energy as floating panels also.

Reasons for the high cost of the project in some projects were sought by NJJM representative. In case of high per FHTC cost for Edamalakkudy panchayat in Idukki district, it was explained that there are 24 hamlets in the Panchayath

  
**VENKATESAPATHY S. IAS**  
Managing Director  
Kerala Water Authority  
Thiruvananthapuram

3

  
12/11/2022  
**Additional Chief Secretary**  
Water Resources and CSIND  
Govt. Secretariat, Tvpm, Kerala  
Tel. 2333174/2518455

and scattered throughout the panchayath. Due to the non-availability of sustainable sources in the hamlets, 7 No of schemes proposed to cover this panchayath with the available sources. In most of the hamlets, there is no electricity, also there is no roads for transportation. Head load transportation of materials is required for the execution of the project. The population density in this panchayath is also less. Hence the project cost is increased.

In the case of Solar based water supply proposal in Thiruvananthapuram district, the colonies are in clusters that are around 2kms apart. Within the clusters, the households are scattered and located inside the dense forest. Since there is no proper roads, headload transportation of materials is required. Also, there is no electricity. Sustainable sources are not available in the vicinity of the hamlets and hence more length of transmission lines is required from the identified sustainable sources. Hence increase in the project cost. Central share for these schemes under JJM would be as per the mission guidelines.

ACS WRD directed KWA to send teams to visit the difficult locations of a) Arunachal Pradesh, b) Himachal Pradesh and c) Leh & Ladakh to understand how JJM is being successfully implemented in areas with such difficult environment and hostile climate. Govt representatives positively reciprocated and on request from Kerala it can be arranged.

### Decision

After detailed discussion, the committee accorded sanctions for the projects submitted through the DWSMs to provide 17,70,119 FHTCs amounting to 21,894.62 crores including LSGD road restoration charges as given in Annexure-II.



VENKATESAPATHY S. IAS  
Managing Director  
Kerala Water Authority  
Thiruvananthapuram



T.K. JOSE IAS  
Additional Chief Secretary  
Water Resources and CSIND  
Govt. Secretariat, Tvp, Kerala  
Tel. 2333174/2518455

**2) Additional Agenda - Proposal for providing FHTCs in Chaliyar GP in Malappuram district and Irikkur GP in Kannur District**

The Mission Director, JJM-Kerala informed that the Chaliyar Gram Panchayat in Malappuram District and Irikkur Gram Panchayat in Kannur District have given resolutions and VAP approval to the implementing agency KRWSA for providing FHTCs for 150 households and 326 households respectively for 100% saturation. The resolutions were received on 30/12/2021 and DWSM approval is awaited. The details are as follows:

Sl. No.	Name of scheme	Name of GP	New FHTC No	Amount excluding LSGD RR charges (Rs in Lakhs)	LSGD RR charges (Rs in Lakhs)	Amount incldg LSGD RR charges (Rs in Lakhs)	Cost per FHTC excludg LSGD RR charges (Rs)	Cost per FHTC incldg LSGD RR charges (Rs)	Remarks
1.	WSS to Chaliyar GP (MVS)	Chaliyar	150	147.12	2.48	149.60	98080	99733	GP resolution received on 30.12.2021, DWSM Approval awaited.
2.	WSS to Irikkur Village (SVS)	Irikkur	326	140.40	10.00	150.40	43067	46135	GP resolution received on 30.12.2021, DWSM Approval awaited.
	<b>Total</b>		<b>476</b>	<b>287.52</b>	<b>12.48</b>	<b>300.00</b>	<b>60403</b>	<b>63025</b>	

Since the Panchayat resolution and VAP approval obtained and DWSM approval awaited at an earlier date, it is requested to give in-principle sanction to the above proposals also subject to obtaining DWSM approval. It will ensure that the SWSM Apex committee to be convened will consider this also positively.

**Decision**

After discussion, the committee accorded in-principle sanctions to the proposals for providing 150 FHTCs in Chaliyar Panchayat amounting to Rs.

7  
**VENKATESAPATHY S. IAS**  
 Managing Director  
 Kerala Water Authority  
 Thiruvananthapuram

*[Signature]*  
**T. N. JOSE**  
 Additional Chief Secretary  
 Water Resources and CSIND  
 Govt. Secretariat, Tvp, Kerala  
 Tel: 2333174/2518455




149.60 lakhs and providing 326 FHTCs in Irikkur Panchayat amounting to Rs. 150.40 lakhs subject to obtaining DWSM approval.

**Annexure - 1**

**List of Participants: -**

- 1) Sri. T.K. Jose, IAS, Additional Chief Secretary, Water Resources Department, Govt. of Kerala.
- 2) Sri. P. Viswakannan, IFS, Director (JJM-V), Department of Drinking Water & Sanitation, Ministry of Jalshakthi, Govt. of India.
- 3) **Sri. Venkatesapathy S., IAS, Mission Director, JJM, Managing Director, KWA & Executive Director, KRWSA.**
- 4) Dr. A. Subburaj, Director, Regional Central Ground Water Board.
- 5) Sri. N.V.SathishSeemakurti, Director, Regional Central Water Commission, Kochi.
- 6) Sri. G. Sreekumar, Technical Member, KWA.
- 7) Sri. Anilkumar K.K., Chief Engineer, Projects & Operations, KWA.
- 8) All CE, SE and EE of KWA, Staff of KRWSA and staff of GWD.

  
12/1/2022  
T.K. JOSE IAS  
Additional Chief Secretary  
Water Resources and CSIND  
Govt. Secretariat, Tvpm, Kerala  
Tel: 23331455

  
**VENKATESAPATHY S. IAS**  
Managing Director  
Kerala Water Authority  
Thiruvananthapuram



## Annexure II

The abstract of the proposals approved by the 5<sup>th</sup> SLSSC meeting is as follows:


### Proposals approved by 5th SLSSC – General Abstract (State wide)

No.	No. of schemes	No. of Panchayats	New FHTC Proposed (Nos)	Extg conn. additionally benefitted through the schemes (improving service level of extg conn. to make functional)	Total connections benefitted through the scheme (Nos)	Amount including LSGD road restoration charges (in crores)	Cost per FHTC including LSGD road restoration charges (Rs)
<b>5<sup>th</sup> SLSSC Proposals</b>							
1	294	455	1720592	355321	2075913	20171.79	97171
2	26	8	8954	1506	10460	52.95	50620
3	2	2	438	0	438	5.76	131566
4	125	194	40110	40280	80390	1663.41	Revised Per FHTC cost - Rs.61075
5	6	6	25	0	25	0.71	Revised Per FHTC cost - Rs 13200
<b>Total</b>	<b>453</b>	<b>665</b>	<b>1770119</b>	<b>397107</b>	<b>2167226</b>	<b>21894.62</b>	<b>101026</b>

### DWSM wise Details

#### A) New MVS Proposals

  
**VENKATESAPATHY S. IAS**  
 Managing Director  
 Kerala Water Authority  
 Thiruvananthapuram

  
**T.K. JOSE IAS**  
 Additional Chief Secretary  
 Water Resources and CSIND  
 Govt. Secretariat, Tvpm, Kerala  
 Tel. 2333174/2518455



Draft # 15 of File 3/05/AE 11/2021/KWA Approved by Managing Director on 04-July-2022 12:07 PM - Page 7

SL. No.	DWSM	Implementing Agency	New FHTCs proposed	Extg conn. additionally benefitted through the schemes (improving service level of extg conn. to make functional)	Total connections benefitted through the scheme	Amount including LSGD road restoration charges (in lakhs)	Cost per FHTC including LSGD road restoration charges (Rs)
1	Thiruvananthapuram	KWA	166050	23007	189057	148221.58	78400
2	Kollam	KWA	51838	325	52163	26477.80	50760
3	Pathanamthitta	KWA	143012	25310	168322	145825.44	86635
4	Kottayam	KWA	175486	26151	201637	257782.70	127845
		Jalanidhi	15779	0	15779	11453.00	72584
5	Alappuzha	KWA	135631	37824	173455	88086.66	50784
6	Idukki	KWA	162985	4733	167718	234289.48	139693
		Jalanidhi	728	0	728	228.00	31319
7	Ernakulam	KWA	172082	114317	286399	181480.89	63366
8	Thrissur	KWA	251189	62735	313924	319839.20	101884
		Jalanidhi	20507	3015	23522	13757.11	58486
9	Palakkad	KWA	51736	5872	57608	55201.66	95823
10	Malappuram	KWA	97159	24390	121549	169344.01	139322
		Jalanidhi	27206	4686	31892	18754.84	58807
11	Kozhikode	KWA	45029	1015	46044	56156.51	121963
12	Wayanad	KWA	42548	0	42548	33001.00	77562
13	Kannur	KWA	127772	15693	143465	206096.51	143656
14	Kasargod	KWA	29628	6248	35876	47980.99	133741
		Jalanidhi	4227	0	4227	3201.40	75737
<b>Total</b>			<b>1720592</b>	<b>355321</b>	<b>2075913</b>	<b>2017178.78</b>	<b>97171</b>

**B) New SVS Proposals**

SL. No.	DWSM	Implementing Agency	Total FHTCs proposed	Extg conn. additionally benefitted through the schemes (improving service level of extg conn. to make functional)	Total connections benefitted through the scheme	Amount including LSGD road restoration charges (in lakhs)	Cost per FHTC including LSGD road restoration charges (Rs)
1	Kollam	Jalanidhi	1781	0	1781	432.90	24307
2	Idukki	Jalanidhi	700	83	783	269.34	38477
3	Ernakulam	KWA	1128	0	1128	229.00	20301
4	Malappuram	Jalanidhi	2625	1423	4048	1018.65	38806
5	Palakkad	KWA	2165	0	2165	2490.00	115012
6	Thrissur	KWA	555	0	555	855.00	154054
<b>Total</b>			<b>8954</b>	<b>1506</b>	<b>10460</b>	<b>5249.89</b>	<b>50620</b>

**VENKATESAPATHY S. IAS**  
 Managing Director  
 Kerala Water Authority  
 Thiruvananthapuram

**JOSE IAS**  
 Additional Chief Secretary  
 Water Resources and CSIND  
 Govt. Secretariat, Tvm, Kerala





**C) Mini Solar Based water supply Scheme**

SL. No.	DWSM	Implementing Agency	Total FHTCs proposed	Amount (in lakhs)	Cost per FHTC (Rs)
1	Thiruvananthapuram	KWA	438	576.26	131566
	<b>Total</b>		<b>438</b>	<b>576.26</b>	<b>131566</b>

**D) Revised Proposals – MVS**

SL. No.	DWSM	Proposals approved in previous SLSSCs			Revised Proposal					Additional FHTC proposed	Additional Amount required (Rs in lakhs)
		FHTC Nos Approved	Approved Amount (Rs in lakhs)	Cost per FHTC (Rs)	Revised FHTC Nos	Extg conn. additionally benefitted through the schemes (improving service level of extg conn. to make functional)	Total connections benefitted through the scheme	Revised Amount (excluding LSGD Road restoration charges (Rs in lakhs))	Cost per FHTC excludg LSGD Road restoration charges (Rs)		
1	TVPM	43652	16052.95	36775	46257		46257	19298.20	41720	2605	3245.25
2	Kollam	47795	15658.08	32761	47795	3931	51726	21676.94	41907	0	6018.86
3	PTA	54447	42922.38	78833	54447	15866	70313	52584.46	74786	0	9662.08
4	Kottayam	30881	16690.00	54046	30881	0	30881	22159.00	71756	0	5469.00
5	Alappuzha	14719	3731.96	25355	14719	0	14719	4361.38	29631	0	629.42
6	Idukki	7906	1206.19	15257	7906	0	7906	1533.20	19393	0	327.01
7	Ernakulam	11485	3610.08	31433	11778	2600	14378	5082.00	35346	293	1471.92
8	Thrissur	48836	11975.55	24522	50336	0	50336	16394.56	32570	1500	4419.01
9	Palakkad	139984	87426.47	62455	158708	10426	169134	120771.46	71406	18724	33344.99
10	Malappuram	338244	152542.88	45098	338471	6957	345428	227275.83	65795	227	74732.95
11	Kozhikkode	73916	26201.13	35447	75845	0	75845	30974.40	40839	1929	4773.27
12	Wayanad	26409	29781.60	112771	35447	0	35447	36093.20	101823	9038	6311.60
13	Kannur	5387	1240.00	23018	5387	0	5387	1402.65	26038	0	162.65
14	Kasargod	29653	7098.68	23939	35447	500	35947	22871.57	63626	5794	15772.89
	<b>TOTAL</b>	<b>873314</b>	<b>416137.949</b>	<b>47650</b>	<b>913424</b>	<b>40280</b>	<b>953704</b>	<b>582478.85</b>	<b>61075</b>	<b>40110</b>	<b>166340.90</b>

**VENKATESAPATHY S. IAS**  
 Managing Director  
 Kerala Water Authority  
 Thiruvananthapuram

**T.K. JOSE IAS**  
 Additional Chief Secretary  
 Water Resources and CSIND  
 Govt. Secretariat, Tvpm, Kerala  
 Tel. 2333174/2518455


SL. No. Approved by Managing Director on 04-Jan-2022 12:07 PM - Page 8



## A) Revised Proposals – SVS

SL. No.	DWSM	Proposals approved in previous SLSSCs			Revised Proposal					Additional FHTC proposed	Additional Amount required (Rs in lakhs)
		FHTC Nos	Amount (Rs in lakhs)	Cost per FHTC (Rs)	Revised FHTC Nos	Existing connections benefitted through the scheme/ improving service level of existing connection & making existing connection functional	Total connections benefitted through the scheme	Revised Amount excluding LSGD Road restoration charges (Rs in lakhs)	Cost per FHTC excludg LSGD Road restoration charges (Rs)		
1	Ernakulam	8454	1042.83	12335	8479	0	8479	1108.00	13068	25	65.17
2	Koshikode	300	45.06	15020	300	0	300	50.83	16943	0	5.77
	<b>TOTAL</b>	<b>8754</b>	<b>1087.89</b>	<b>12427</b>	<b>8779</b>	<b>0</b>	<b>8779</b>	<b>1158.83</b>	<b>13200</b>	<b>25</b>	<b>70.94</b>

  
**VENKATESAPATHY S. IAS**  
 Managing Director  
 Kerala Water Authority  
 Thiruvananthapuram

  
**T.K. JOSE IAS**  
 Additional Chief Secretary  
 Water Resources and CSIND  
 Govt. Secretariat, Tvpm, Kerala  
 Tel. 2333174/2518455



**ANNEXURE - 2**

**Proposals approved by 5<sup>th</sup> SLSSC**

**A) New MVS Proposals**

**i) Thiruvananthapuram District**

Sl. No.	Name of scheme	Name of Panchayat	New FHTC Proposal (Nos)	Extg conn. benefitted through the scheme (improving service level of extg conn. to make functional)	Total connections benefitted including existing connection (Nos)	Amount excluding LSGD Road restoration charges (Rs in Lakhs)	LSGD Road Restoration charges (Rs in Lakhs)	Amount including LSGD road restoration charges (Rs. In lakhs)	Total connection benefitted through the scheme	Total cost for the scheme excluding LSGD road restoration charges (Rs. In lakhs)	Total cost for the scheme including LSGD road restoration charges (Rs. In lakhs)	Cost per FHTC excluding LSGD Road restoration charges (Rs)	Cost per FHTC including Road restoration charges (Rs)	Remarks
1	WSS to Karode, Chenkal, Kulathoor	Chenkal	11084		11084	7367.30	1801.30	9168.60	30840	20496.30	25506.60	66460	82706	
		Karode	11315		11315	7520.00	1838.00	9358.00						
		Kulathoor	8441		8441	5609.00	1371.00	6980.00						
2	JJM - WSS to adjoining panchayats of varkala Phase II	Cherunniyoor	1702	2687	4389	3034.00	534.25	3568.25	35994	30228.00	35263.59	83981	97971	This is a comprehensive scheme FHTC cost considered as average. There are existing connections with LPCD less than 40 LPCD. The distribution lines are very small and required bigger size transmission mains for proper water supply to the beneficiaries. The most of the roads are PWD with BM&BC surface. With this proposal the existing connections will be benefitted by increasing their supply level
		Chemmaruthy	2896	3086	5982	5163.00	843.85	6006.85						
		Vettoor	1050	2369	3419	1872.00	281.57	2153.57						
		Ottor	1805	1930	3735	3218.00	593.14	3811.14						
		Manamboor	2585	2032	4617	4609.00	698.69	5307.69						
		Edava	1539	3094	4633	2744.00	382.60	3126.60						
		Elakamon	1032	2198	3230	1840.00	278.66	2118.66						
		Navaikulam	4346	1643	5989	7748.00	1422.83	9170.83						
3	JJM - CWSS to Pulimath, Nagaroor and Karavaram Panchayats Phase II	Pulimath	7208		7208	3718.00	562.33	4280.33	15438	7964.00	8917.14	51587	57761	
		Nagaroor	5685		5685	2933.00	269.76	3202.76						
		Karavaram	2545		2545	1313.00	121.05	1434.05						
4	WSS to Poovar Panchayath	Poovar	2015		2015	564.00	38.00	602.00	2015	564.00	602.00	27990	29876	
5	JJM-WSS to Pallickal, Madavoor-Phase II	Pallickal	2298	346	2644	4714.00	265.80	4979.80	5159	8671.00	9155.45	168075	177466	These Panchayats are very scattered and there exists single rural scheme with very less network of distribution. This required a comprehensive scheme to cater the 100 LPCD supply. One of the ward is quality affected. The existing consumers will be beneficiaries of the scheme
		Madavoor	1929	586	2515	3957.00	218.65	4175.65						

**VENKATESAPATHY S. IAS**  
 Managing Director  
 Kerala Water Authority  
 Thiruvananthapuram



														with improved LPCD from 40 to 100.
6	JJM - Nellanad, Vamanapuram & Manickal - Ph 3	Nellanad, Vamanapuram	989 2088		989 2088	108.00 228.00	0.00 0.00	108.00 228.00	3077	336.00	336.00	10920	10920	
7	CWSS to Manoorkara Veerankav and perumkulam Village: Ph 3	Kuttichal	444		444	124.35	52.92	177.27	444	124.35	177.27	28007	39926	
8	WSS to Tholicode Grama Panchayath	Tholicode	500		500	222.60	126.92	349.52	500	222.60	349.52	44520	69904	
9	CWSS to PERINGAMALA GRAMPANCHAYATH	Peringamala	7777	361	8138	9335.40	2981.47	12316.87	8138	9335.40	12316.87	114714	151350	These Panchayats are very scattered and there exists single rural scheme with very less network of distribution. This required a comprehensive scheme to cater the 100 LPCD supply. One of the ward is quality affected. The existing consumers will be beneficiaries of the scheme with improved LPCD from 40 to 100.
10	JJM WSS to Aryanad & Uzhamalakkal panchayaths	Aryanad Uzhamalakkal	7014 5526	1398 1277	8412 6803	6055.80 4770.90	2109.73 1702.78	8165.53 6473.68	15215	10826.70	14639.21	71158	96216	This is a comprehensive scheme FHTC cost considered as average. There are existing connections with LPCD less than 40 LPCD. The distribution lines are very small and required bigger size transmission mains for proper water supply to the beneficiaries. The most of the roads are PWD with BM&BC surface. With this proposal the existing connections will be benefitted by increasing their supply to 100 LPCD.
11	JJM WSS to Panavoor, Pullampara and Kallara Panchayaths	Panavoor Pullampara Kallara	40 161 164		40 161 164	25.10 101.01 102.89	5.03 20.23 20.60	30.13 121.24 123.49	365	229.00	274.86	62740	75304	
12	JJM - WSS to Aruvikkara and Vellanad Panchayaths	Aruvikkara Vellanad	1440 2546		1440 2546	705.20 1234.06	186.80 326.94	892.00 1561.00	3986	1939.26	2453.00	48652	61540	



13	JJM Providing water supply to Kadumbu Hills	Vilappil	1000	1000	819.80	154.88	974.68	1000	819.80	974.68	81980	97468
14	JJM Providing FHTC with laying distribution network in various wards of Vilappil panchayath	Vilappil	4505	4505	4142.10	286.96	4429.06	4505	4142.10	4429.06	91945	98314
15	JJM WSS to Anchuthengu Grama Panchayath Ph 3	Anchuthengu	980	980	478.92	70.75	549.67	980	478.92	549.67	48869	56089
16	JJM WSS to Chirayinkeezhu Grama Panchayath PH 4	Chirayinkeezhu	925	925	439.64	51.12	490.76	925	439.64	490.76	47529	53055
17	JJM WSS to Ottoor Grama panchayath- Providing FHTCs to house holds	Ottoor	38	38	19.40	14.50	33.90	38	19.40	33.90	51053	89211
18	JJM- WSS to Vettoor- Phase 2	Vettoor	170	170	111.53	11.87	123.40	170	111.53	123.40	65606	72588
19	JJM WSS to Azhoor Grama Panchayath Ph 3	Azhoor	2056	2056	623.27	81.92	705.19	2056	623.27	705.19	30315	34299
20	JJM WSS to Madavoor panchayath- Phase 2	Madavoor	500	500	269.95	81.06	351.01	500	269.95	351.01	53990	70202
21	JJM WSS to Kadakkavoor Grama Panchayath PH 3	Kadakkavoor	1710	1710	454.70	48.01	502.71	1710	454.70	502.71	26591	29398
22	JJM WSS to Kizhuvilam Grama Panchayath Ph 3	Kizhuvilam	2019	2019	488.87	20.59	509.46	2019	488.87	509.46	24213	25233
23	JJM WSS to Cherunniyoor panchayath- Phase II	CHERUNNIY OOR	90	90	36.74	1.95	38.69	90	36.74	38.69	40822	42989
24	JJM – WSS to Kanjiramkulam Grama Panchayat Ph 3	Kanjiramkulam	779	779	142.76	12.00	154.76	779	142.76	154.76	18326	19866
25	Jal Jeevan Mission - WSS to Venganoor Panchayath - Phase III	Venganoor	4791	4791	1038.20	40.80	1079.00	4791	1038.20	1079.00	21670	22521



26	JJM - Malayinkeezhu Panchayath CWSS to Parassala, MarukilMaranallur and Adj. villages Ph 3	Malayinkeezh	7729	7729	4585.00	596.00	5181.00	7729	4585.00	5181.00	59322	67033	
27	Jala Jeevan Mission- Maranalloor Panchayat CWSS to Kalippara - Ph 3	Maranalloor	4816	4816	2549.00	494.00	3043.00	4816	2549.00	3043.00	52928	63185	
28	JJM WSS to Pallichal Panchayath - Phase III	Pallichal	4940	4940	2198.00	103.46	2301.46	4940	2198.00	2301.46	44494	46588	
29	Jal Jeevan Mission - CWSS to Vilavoorkal - Phase-3	Vilavoorkal	5236	5236	2752.00	43.00	2795.00	5236	2752.00	2795.00	52559	53380	
30	JJM WSS to Parassala Grama Panchayath Phase - III	Parasala	6915	6915	5237.73	174.20	5411.93	6915	5237.73	5411.93	75744	78264	
31	JJM-WSS to Thirupuram Panchayat Phase-III	Thirupuram	1326	1326	793.20	40.80	834.00	1326	793.20	834.00	59819	62896	
32	JJM -2020-21- Amboori Panchayath- Providing water supply facilities to Kurisumala-Part -3	Amboori	2632	2632	2054.85	52.80	2107.65	2632	2054.85	2107.65	78072	80078	
33	Jal Jeevan Mission - WSS to Kallikadu Grama Panchayath (Phase-3)	Kallikkad	716	716	345.56	104.60	450.16	716	345.56	450.16	48263	62872	
34	JJM WSS to Kunnathukal Grama Panchayath Phase-III	Kunnathukal	2916	2916	1938.10	80.90	2019.00	2916	1938.10	2019.00	66464	69239	
35	CWSS to Parassala, MarukilMaranallur and Adj. villages Phase III	Ottasekharam angalam	1224	1224	584.42	41.83	626.25	8692	2582.69	2951.58	29713	33957	
		Vellarada	1997	1997	1038.53	239.80	1278.33						
		Kattakada	5471	5471	959.74	87.26	1047.00						
36	JJM - WSS to Balaramapuram G P - Phase III	Balaramapuram	2405	2405	1151.66	41.34	1193.00	2405	1151.66	1193.00	47886	49605	
<b>TOTAL</b>			<b>166050</b>	<b>23007</b>	<b>189057</b>	<b>126190.28</b>	<b>22031.30</b>	<b>148221.58</b>	<b>189057</b>	<b>126190.28</b>	<b>148221.58</b>	<b>66747</b>	<b>78400</b>

VENKATESAPATHY S. IAS  
Managing Director  
Kerala Water Authority  
Thiruvananthapuram



ii) Kollam District

Sl. No.	Name of scheme	Name of Panchayat	New FHTC Proposal (Nos)	Extg conn. benefitted through the scheme (improving service level of extg conn. to make functional)	Total connections benefitted including existing connection (Nos)	Amount excluding LSGD RR charges (Rs. In lakhs)	LSGD RR charges (Rs in Lakhs)	Amount including LSGD RR charges (Rs. In lakhs)	Total connection benefitted through the scheme	Total cost for the scheme excluding LSGD RR charges (Rs. In lakhs)	Total cost for the scheme including LSGD RR charges (Rs. In lakhs)	Cost per FHTC excluding LSGD RR charges (Rs)	Cost per FHTC including RR charges (Rs.)	Remarks
1	JAL JEEVAN MISSION WSS to Nedumpana Panchayath Ph 2	Nedumpana	4495		4495	922.82	97.56	1020.38	4495	922.82	1020.38	20530	22700	
2	JAL JEEVAN MISSION WSS to Chirakkara Panchayath Ph 2	Chirakkara	2820		2820	473.55	16.45	490.00	2820	473.55	490.00	16793	17376	
3	JAL JEEVAN MISSION WSS to Poothakkulam Panchayath Ph 2	Poothakkulam	2745		2745	466.55	16.45	483.00	2745	466.55	483.00	16996	17596	
4	JAL JEEVAN MISSION WSS to Chathanoor Panchayath Ph 2	Chathanoor	2636		2636	447.55	16.45	464.00	2636	447.55	464.00	16978	17602	
5	JAL JEEVAN MISSION WSS to Mayyanadu Grama Panchayath Ph 2	Mayyanad	3138		3138	551.00	67.00	618.00	3138	551.00	618.00	17559	19694	
6	JJM WSS to Thenmala Grama Panchayat Ph 2	Thenmala	6384		6384	3240.00	1271.00	4511.00	6384	3240.00	4511.00	50752	70661	
7	JJM WSS to Aryanakavu Grama Panchayat Ph 2	Aryanakavu	3263		3263	2600.00	650.00	3250.00	3263	2600.00	3250.00	79681	99602	

VENKATESAPATHY S. IAS  
 Managing Director  
 Kerala Water Authority  
 Thiruvananthapuram



8	JJM WSS to Piravanthoor Grama Panchayat Ph 2	Piravanthoor	700		700	385.20	213.00	598.20	700	385.20	598.20	55029	85457	
9	WSS to Neduvathoor Panchayath-Ph 2	Neduvathoor	7164	325	7489	9160.31	2153.56	11313.87	7489	9160.31	11313.87	122317	151073	No reliable and sustainable source is available in Neduvathoor Panchayath, hence a suitable source identified in Kallada river which is 12km away from the Panchayath, therefore FHTC cost comes to Rs1.22lakhs. The same source and production components can be utilized for Kottarakkaramunicipality also. The apportioned cost of Municipality is not included in this project. Since the project is comprehensive one, the proposal for Municipality will be placed under any other urban scheme
10	JAL JEEVAN MISSION – WSS to Thrikkaruva, Panayam, Perinad & Munroethuruthu Panchayaths Ph 3	Thrikkaruva	1196	0	1196	220.36	17.64	238.00	4248	773.10	833.00	18199	19609	
		Panayam	1781	0	1781	295.36	17.64	313.00						
		Perinad	734	0	734	162.36	17.64	180.00						
		Munroethuruth	537	0	537	95.02	6.98	102.00						
11	JJM-Providing FHTC to Adichanalloor panchayath -Phase II	Adichanalloor	3630	0	3630	570.90	94.10	665.00	3630	570.90	665.00	15727	18320	
12	JJM-Phase II-Providing FHTC to Thrikkovilvattom panchayath	Thrikkovilvattom	6324	0	6324	898.39	35.61	934.00	6324	898.39	934.00	14206	14769	
13	JJM - WATER SUPPLY SCHEME TO KOTTAMKARA PANCHAYATH Ph 2	Kottamkara	4291	0	4291	1135.10	162.25	1297.35	4291	1135.10	1297.35	26453	30234	
<b>TOTAL</b>			<b>51838</b>	<b>325</b>	<b>52163</b>	<b>21624.47</b>	<b>4853.33</b>	<b>26477.80</b>	<b>52163</b>	<b>21624.47</b>	<b>26477.80</b>	<b>41456</b>	<b>50760</b>	

  
**VENKATESAPATHY S. IAS**  
 Managing Director  
 Kerala Water Authority  
 Thiruvananthapuram





iii) Pathanamthitta District

Sl. No.	Name of scheme	Name of Panchayat	New FHTC Proposal (Nos)	Extg conn. benefitted through the scheme (improving service level of extg conn. to make functional)	Total connections benefitted including existing connection (Nos)	Amount excluding LSGD RR charges (Rs. In lakhs)	LSGD RR charges (Rs in Lakhs)	Amount including LSGD RR charges (Rs. In lakhs)	Total connection benefitted through the scheme	Total cost for the scheme excluding LSGD RR charges (Rs. In lakhs)	Total cost for the scheme including LSGD RR charges (Rs. In lakhs)	Cost per FHTC excluding LSGD RR charges (Rs)	Cost per FHTC including RR charges (Rs.)	Remarks
1	JJM-WSS to Koipuram Panchayath-Ph 3	Koipuram	7997	2136	10133	5936.00	934.00	6870.00	10133	5936.00	6870.00	58581	67798	Presently for the existing connections the supply is not regular , the connections are not fully functional .hence in this proposal ,components are included to make these FHTC also functional
2	Jal Jeevan Mission(JJM)WSS to Kunnamthanam Grama Panchayath Ph 3	Kunnamthanam	2617		2617	625.50	126.50	752.00	2617	625.50	752.00	23901	28735	
3	Jal Jeevan Mission(JJM) WSS to Kaviyoor Grama Panchayath Ph 3	Kaviyoor	2489		2489	602.60	105.00	707.60	2489	602.60	707.60	24211	28429	
4	JJM Providing FHTCs in Nedumpuram Panchayath. Ph 2	Nedumpuram	1523		1523	231.50	4.80	236.30	1523	231.50	236.30	15200	15515	
5	JJM Providing FHTCs in Niranam Panchayath. Ph 2	Niranam	1271		1271	225.30	0.00	225.30	1271	225.30	225.30	17726	17726	
6	-WSS to AnicadGramapanchayath- Ph 2	Anicad	103		103	56.16	0.83	56.99	103	56.16	56.99	54524	55330	Proposal for SC/ST dominated Ward (III)
7	WSS to Enadimangalam, Ezhamkulam, Erathu&Kalanjoor Ph 2	Ezhamkulam	9587	1946	11533	10135.75	2481.13	12616.88	22796	21798.15	27134.13	95623	119030	Presently for the existing connections the supply is not regular , the connections are not fully functional .hence in this proposal ,components are included to make these FHTC also functional
		Enadimangalam	8031	232	8263	8490.68	2078.44	10569.12						
		Kalanjoor	3000		3000	3171.72	776.41	3948.13						
8	CWSS to Pramadam& .Kottayam Villages Ph 2	Pramadam	9669	1579	11248	8605.45	1675.25	10280.70	11248	8605.45	10280.70	76506	91400	Existing connection from Non- WTP scheme with Achankovil river as source . Present supply is given once in a week in most of the ptharea.Anew scheme with all components is proposed.



9	JJM- WSS to Mallappally, Anicad&Kottangal Panchayaths-Ph 2	Kottangal	4106	1360	5466	4448.79	1360.51	5809.30	5466	4448.79	5809.30	81390	106281	Existing connection from Non- WTP scheme . Present supply is only for 2 to 3 days in week. Out of total 13 wards 7 wards are proposed as extension from on going scheme WSS to Mallappay . Anicadu&Kottangalpths. For balance 6 wards independant WTP scheme is proposed with existing well in Manimala River as source.
10	WSS to Perunadu and Athikkayam Ph 2	Naranamoozhy	1368	100	1468	1682.00	190.00	1872.00	1468	1682.00	1872.00	114578	127520	As the terrian of the Panchayath is undilated and habitations are scattered .Also the existing connections cannot be augmented from a non WTP scheme. Hence in this proposal the improvement of functionality of the connections are also included
11	WSS TO CHENNEERKKAR A &OMALLOOR Ph 2	Cheneerkara	4510	923	5433	4794.00	797.88	5591.88	11968	9759.93	11384.81	81550	95127	Existing connection from Non- WTP scheme with Achancovil river as source.New WTP scheme with existing well of Chennerkkara WSS proposed . Present supply is only once in three days.
		Omaloor	4672	1863	6535	4965.93	827.00	5792.93						
12	RWSS to Kulanada&Mezhuv eli Ph 2	Kulanada	6892	1088	7980	7341.36	449.58	7790.94	13030	12142.49	12886.07	93189	98895	Existing connection from Non- WTP scheme with Achancovil river as source.New WTP scheme with existing well of Kulanada WSS proposed . Present supply is only once in three days.
		Mezhuveli	4507	543	5050	4801.13	294.00	5095.13						
13	RWSS to Aranmula Ph 2	Aranmula	8387	1087	9474	8184.00	188.30	8372.30	9474	8184.00	8372.30	86384	88371	Existing connection from Non- WTP scheme with Pamba river as source New WTP scheme utilising existing intake well proposed.Present supply is only once in three days.
14	JJM WSS to Seethathode - Ph 2	Seethathode	5922		5922	4604.00	546.00	5150.00	5922	4604.00	5150.00	77744	86964	No existing KWA scheme. Distribution lines & FHTCs proposed from the ongoing NABARD scheme WSS to Nilakkal&Seethathodupth. Pipe lines to be laid fully in the area. For covering Gavi Area 3 nos mini WSS with open well source and pressure filter proposed.
15	WSS to Mylapra, Malayalappuzha	Mylapra	2839	822	3661	3406.00	205.00	3611.00	14610	14351.00	15241.00	98227	104319	A new comprehensive scheme to cover Mylapra, Malayalappuzha, Va
		Malayalappuzha	4133	1041	5174	6014.00	314.00	6328.00						



	Vadasserikkara Panchayaths Ph 2	Vadasserikkara	3325	2450	5775	4931.00	371.00	5302.00							dasserikkara Panchayaths & Pathanamthitta Municipality with Maniyar Dam as source which is 20km away from the scheme area. All components from intake to distribution are included in this proposals. Present supply in these area is only
16	Augmentation of CARWSS to Ranni, Pazhavangady and Vadasserikkara Ph 2	Ranni	2483	1400	3883	2211.99	309.75	2521.74	7620	4623.54	5380.00	60676	70604	Present supply from existing WTP scheme of 7.5 mld capacity scheme once in three days. Plant capacity to be augmented to 9 mld. Present distribution network is of low size pipes as the original scheme was designed at 40 LPCD.	
		Pazhavangadi	2607	1000	3607	2322.46	430.21	2752.67							
		Vadasserikkara	100	30	130	89.09	16.50	105.59							
17	WSS to Vechoochira Ph 2	Pazhavangadi	2000	1000	3000	2359.88	418.35	2778.23	3000	2359.88	2778.23	78663	92608	Existing 2.25 mld Clarifier to be demolished and 7 mld WTP to be constructed. Existing well at Eadathikavu is the source. The present supply is once in three days	
18	WSS to Adichipuzha Ph 2	Vadaserikkara	500	200	700	622.50	118.56	741.06	1230	1033.35	1230.16	84012	100013	5 mld WTP to be constructed utilising the existing well in Pamba. Hilly and rocky area. One boosting station required for raw water pumping. Present supply in only once in seven days.	
		Pazhavangadi	330	200	530	410.85	78.25	489.10							
19	WSS to Chittar Ph 2	Vadaserikkara	50	30	80	60.79	13.46	74.25	80	60.79	74.25	75988	92813	Line extension from Chittar scheme.	
20	RWSS to VallicoduKodumon Ph 2	Vallicodu	3311		3311	1570.00	90.00	1660.00	8800	4182.00	4410.00	47523	50114		
		Kodumon	5489		5489	2612.00	138.00	2750.00							
21	WSS to PandalamThekkera & Thumpamon Ph 2	PandalamThekkera	4182		4182	2606.23	225.94	2832.17	5775	3599.00	3911.00	62320	67723		
		Thumpamon	1593		1593	992.77	86.06	1078.83							
22	RWSS to Thannithodu PH 2	Thannithodu	2841		2841	1685.00	69.00	1754.00	2841	1685.00	1754.00	59310	61739		
23	WSS to Aruvappulam Pt. Ph 2	Aruvappulam	1027	900	1927	1262.00	89.00	1351.00	1927	1262.00	1351.00	65490	70109		
24	WSS to Konni	Konni	3660	2401	6061	2902.00	337.00	3239.00	18401	12171.00	13294.00	66143	72246	New 15 mld WTP scheme	



	Aruvapulam and Kalanjoor part	Aruvapulam	2661	979	3640	2131.00	224.00	2355.00						proposed. Existing supply from 2 nonwtp schemes once in 3 to 4 days
		Kalanjoor	8700		8700	7138.00	562.00	7700.00						
25	Aug. of WSS To Kadambanad	Kadambanad	4530		4530	3962.79	701.51	4664.30	4530	3962.79	4664.30	87479	102965	Existing 4.5 mld WTP to be augmented to 6 mld using dual media filter. Present supply on alternate days.
<b>TOTAL</b>			<b>143012</b>	<b>25310</b>	<b>168322</b>	<b>128192.22</b>	<b>17633.22</b>	<b>145825.44</b>	<b>168322</b>	<b>128192.22</b>	<b>145825.44</b>	<b>76159</b>	<b>86635</b>	

#### IV) Kottayam District

Sl. No.	Name of scheme	Name of Panchayat	New FHTC Proposal (Nos)	Extg conn. benefitted through the scheme (improving service level of extg conn. to make functional)	Total connections benefitted including existing connection (Nos)	Amount excluding LSGD RR charges (Rs. In lakhs)	LSGD RR charges (Rs in Lakhs)	Amount including LSGD RR charges (Rs. In lakhs)	Total connection benefitted through the scheme	Total cost for the scheme excluding LSGD RR charges (Rs. In lakhs)	Total cost for the scheme including LSGD RR charges (Rs. In lakhs)	Cost per FHTC excluding LSGD RR charges (Rs)	Cost per FHTC including RR charges (Rs.)	Remarks
		<b>KWA PROPOSALS</b>												
1	JJM- WSS to Vellavoor Panchayath -Ph II	Vellavoor	617	181	798	990.00	949.14	1939.14	798	990.00	1939.14	124060	243000	Only chlorination is provided for the existing FHTC's treatment. Hence by commissioning of JJM project, the quality of water in these connection will increase and sufficient water will be available to the existing consumers in summer season also. These areas are undulating, scattered and isolated
2	JJM WSS to VAZHOOR PANCHAYATH - Ph II	Vazhoor	3539		3539	1994.00	29.92	2023.92	3539	1994.00	2023.92	56344	57189	
3	JJM WSS to Pallikathodu Pt -Phase II -	Pallickathode	3346		3346	3592.00	218.40	3810.40	3346	3592.00	3810.40	107352	113879	Scattered , isolated areas and more PWD road restoration required
4	CWSS to 13 panchayaths based on Malankara reservoir	Kadanadu	2780	980	3760	6131.00	2481.00	8612.00	58885	67683.00	111192.00	114941	188829	These areas are undulating, scattered and isolated, hence intermediate boosting station and the number of FHTC per Km will be less comparing to other GPs. Eventhough 46717 FHTCs are to be provided, 16175 additional households having connection from jalanidhi/panchayath scheme will also get the benefit as they are now facing quality issues and water scarcity
		Ramapuram	6055	55	6110	9206.00	5006.00	14212.00						
		Melukavu	3568	610	4178	4012.00	3427.00	7439.00						
		Moornilavu	2605	118	2723	3669.00	4089.00	7758.00						
		Thalanadu	3121	1174	4295	4153.00	3247.00	7400.00						
		Poonjar	4005	804	4809	4554.00	4105.00	8659.00						
		PoonjarThekkakara	3125	1581	4706	5009.00	3611.00	8620.00						
		Teekoy	2892	1715	4607	4038.00	3802.00	7840.00						
		Thidanadu	3527	2566	6093	4732.00	1407.00	6139.00						
		Meenachil	1968	2148	4116	4810.00	4785.00	9595.00						

**VENKATESAPATHY S. IAS**  
Managing Director  
Kerala Water Authority  
Kottayam





	TH, CHEMPU, THALAYOALPARA	Thalayolaparam bu	1298		1298	203.00	31.00	234.00						
13	Jal Jevan Mission- WSS to Kidangoor, Kadaplamattom and Marangattupally Panchayaths Ph 2	Kidangoor.	2611	1050	3661	6077.35	1984.30	8061.65	12557	16635.68	21129.97	132481	168272	Kidangoor panchayath having 390 kwa connections from 40 year old rural schemes ( RWSS to Vattukulangara and RWSS to Kummannoor), the distribution lines totally damaged and without any treatment plant. Another 660 society connections of 6 schemes is also without any treatment and of source inadequate especially during summer needs to be augmented. The terrain is highly undulating with scattered population. Kadaplamattom panchayath having 663 kwa connections from 30 year old rural scheme ( RWSS to ElackaduKurichithanam ) mostly with AC Pumping and distribution line is in a totally damaged condition and without any treatment plant (only addition of chlorine). Another 1827 society connections of around 50 schemes also without treatment and and facing accute water shortage in summer season needs to be augmented. In addition including 830 new connections altogether 3320 connections need to be counted. The terrain is highly undulating with scattered population. Marangattupally panchayath having 106 kwa connections from 30 year old rural scheme ( RWSS to ElackaduKurichithanam ) mostly with AC pumping and distribution line is required frequent maintainance work. The supplies is without any treatment plant ( addition of chlorine only ) Another 1627 society connections also without any treatment and saturated needs to be augmented. The terrain is highly undulating with
		Kadaplamattom	830	2490	3320	5340.23	1634.21	6974.44						
		Marangattupally	3843	1733	5576	5218.10	875.78	6093.88						



															scattered population.
14	Jal Jeevan Mission- WSS to Kaduthuruthy, Kallara&Kuravilang ad Panchayath Ph 3	Kaduthuruthy	5291		5291	3424.05	841.68	4265.73	9613	6621.61	7902.13	68882	82203	In Kaduthuruthy panchayath right now feeding once in three days to improve the water supply to this panchayath an exclusive OHSR has to be constructed at Sidhanthikkunnu and exclusive gravity main has to be laid from Arunnootimangalam. Thus more water will reach to fed in Kaduthuruthy panchayath from Sidhanthikkunnu OHSR. Thus regularity and quantity of water to this panchayath can be enhanced.	
		Kallara - Kottayam	1169	986	2155	1266.15	94.57	1360.72						In Kallara Panchayath right now feeding once in five days. To improve the water supply to this panchayath an exclusive gravity main has to be laid from Arunnootimangalam. Thus more water will reach to fed in Kallara panchayath from Puthenpally OHSR. Thus regularity and quantity of water to this panchayath can be enhanced.	
		Kuravilangad	2167		2167	1931.41	344.27	2275.68						In Kuravilangadu Panchayath by laying a new line from Arunnootimangalam to Alarijn. Regularity and quantity of water can be enhanced.	
15	Jal Jeevan Mission - WSS to Kanakkary, Mulakkulam, and Njeezhoor panchayath -Ph 3	Kanakkary	1000		1000	995.14	206.46	1201.60	4333	2269.03	2720.00	52366	62774	In Kanakkary panchayath, right now feeding twice in a week and due to undulated terrain supply not reached at higher elevated areas. To improve the water supply a 2LL OHSR has to be constructed. Thus the	

  
**VENKATESAPATHY S. IAS**  
 Managing Director  
 Kerala Water Authority  
 Thiruvananthapuram



														regularity and quantity of this panchayath enhanced.
		Mulakkulam	1550		1550	645.19	129.08	774.27						In Mulakkulam Panchayath to improve the water supply to this panchayath an exclusive OHSR has to be constructed at Mattappallikkunnu, since the existing OHSR is in damaged condition and preparing possible. Thus regularity and quantity of water to this panchayath can be enhanced.
		Njeezhoor	523	1260	1783	628.70	115.43	744.13						All society schemes are usually functioning based on ponds/well only. As the source are not perenial few of the sources will dry up in summer. More over all these schemes don't have any complete treatment system(Only adding bleaching powder) to ensure quantity and regularity of safe drinking water to each house hold. These (13 society - 1260 FHTC) are also taken into account.
16	JJM WSS to Paippadu Panchayath Ph 2	Paippadu	6438		6438	5763.93	1206.07	6970.00	6438	5763.93	6970.00	89530	108263	
17	JJM WSS to Thrikodithanam panchayath Ph 2	Thrikodithanam	9057		9057	8223.05	1406.95	9630.00	9057	8223.05	9630.00	90792	106327	
18	JJM WSS to VAZHAPALLY PANCHAYATH Ph 2	Vazhapally	7000		7000	6715.70	1668.30	8384.00	7000	6715.70	8384.00	95939	119771	
19	JJM -WSS to KURICHY PANCHAYATH Ph 2	Kurichy	7754		7754	7371.59	1646.41	9018.00	7754	7371.59	9018.00	95068	116301	
20	JJM -WSS to Madapally panchayath Ph 2	Madapally	8983		8983	6339.97	1642.03	7982.00	8983	6339.97	7982.00	70577	88857	
	<b>KWA proposals</b>	<b>Total</b>	<b>175486</b>	<b>26151</b>	<b>201637</b>	<b>182710.46</b>	<b>75072.24</b>	<b>257782.70</b>	<b>201637</b>	<b>182710.46</b>	<b>257782.70</b>	<b>90614</b>	<b>127845</b>	
		<b>JALANIDHI PROPOSALS</b>												
1	Varsha Bulk Water Supply Scheme Two Villages- Aymanam&Perumb	Aymanam	4594		4594	2288.04	700.96	2989.00	4594	2288.04	2989.00	49805	65063	

**M. KATAPATHY S. IAS**  
 Managing Director  
 KWA Water Authority  
 Thiruvananthapuram





	aikadu													
2	9 Small Water Supply Schemes	Kadanadu	851	851	522.20	30.80	553.00	851	522.20	553.00	61363	64982		
	Three Villages - Kadanadu, Ramapuram&Vellilappally													
3	7 Small Water Supply Schemes	Kangazha	453	453	317.00	0.00	317.00	453	317.00	317.00	69978	69978		
	Three Villages - Kangazha&Vazhoor.													
4	2 Small Water Supply Schemes	Karoor	306	306	153.00	0.00	153.00	306	153.00	153.00	50000	50000		
	Two Villages - Lalam&Vallichira													
5	3 Bulk Water Supply Schemes	Kozhuvanal	1236	1236	872.00	66.00	938.00	1236	872.00	938.00	70550	75890		
	Puliyannoor&Meenachil													
6	Bulk Water Supply Scheme	Meenadom	1900	1900	1520.00	0.00	1520.00	1900	1520.00	1520.00	80000	80000		
	Three Villages - Puthuppally, Meenadom&Pampadi													
7	One Small Water Supply Scheme from the existing Pond (Elavizhapoonchira)	Melukavu	650	650	594.00	22.00	616.00	650	594.00	616.00	91385	94769		
	Five Villages - Meelukavu, Bharananganam, Thalappalam, Moonnilavu&Kadanadu													
8	4 Small Water Supply Schemes	Moonnilavu	760	760	648.00	44.00	692.00	760	648.00	692.00	85263	91053		
	Two Villages - Moonnilavu&melukavu													
9	7 Small Water Supply Schemes and 2 Bulk Water Supply Scheme	Mutholy	1908	1908	1493.00	88.00	1581.00	1908	1493.00	1581.00	78249	82862		
	Two Villages - Puliyannoor&Meenachil													
10	7 Small Water Supply Scheme and 2 Bulk Water Supply Scheme	Parathodu	750	750	382.00	0.00	382.00	750	382.00	382.00	50933	50933		
	Four Villages - Edakkunnam, Kanjirappally, Koovappally&Mundakayam													

  
**VENKATESAPATHY S. IAS**  
 Managing Director  
 Kerala Water Authority  
 Thiruvananthapuram



11	4 Small Water Supply Schemes Two Villages - Ramapuram & Vellilappally	Ramapuram	1106		1106	719.00	0.00	719.00	1106	719.00	719.00	65009	65009	
12	6 Small Water Supply Schemes Three Villages - Teekoy, Poonjar, Nadubhagam & Thalanadu	Teekoy	640		640	545.00	22.00	567.00	640	545.00	567.00	85156	88594	
13	3 Bulk Water Supply Schemes Vazhoor & Kangazha	Vazhoor	625		625	426.00	0.00	426.00	625	426.00	426.00	68160	68160	
<b>Jalanidhi Proposals - Total</b>			<b>15779</b>	<b>0</b>	<b>15779</b>	<b>10479.24</b>	<b>973.76</b>	<b>11453.00</b>	<b>15779</b>	<b>10479.24</b>	<b>11453.00</b>	<b>66413</b>	<b>72584</b>	

**V) Alappuzha District**

Sl. No.	Name of scheme	Name of Panchayat	New FHTC Proposal (Nos)	Extg conn. benefitted through the scheme (improving service level of extg conn. to make functional)	Total connections benefitted including existing connection (Nos)	Amount excluding LSGD RR charges (Rs. In lakhs)	LSGD RR charges (Rs in Lakhs)	Amount including LSGD RR charges (Rs. In lakhs)	Total connection benefitted through the scheme	Total cost for the scheme excluding LSGD RR charges (Rs. In lakhs)	Total cost for the scheme including LSGD RR charges (Rs. In lakhs)	Cost per FHTC excluding LSGD RR charges (Rs)	Cost per FHTC including RR charges (Rs.)	Remarks
1	JJM - WSS to Aryad, Mannachery and Mararikulam south Pt - Ph 3	Mannancherry	11213		11213	1802.75	29.55	1832.30	22676	3705.05	3762.46	16339	16592	
		Aryad	3967		3967	667.30	11.00	678.30						
		Mararikulam South	7496		7496	1235.00	16.86	1251.86						
2	JJM-Kuttanad drinking water project - 2nd phase	Nedumudi	2477		2477	408.57	11.63	420.20	14499	2377.90	2458.10	16400	16954	
		Thalavady	2662		2662	435.32	14.48	449.80						
		Muttar	1008		1008	161.77	5.13	166.90						
		Neelemperror	3697		3697	606.14	22.76	628.90						
		Ramankari	2406		2406	398.43	11.27	409.70						
		Veliyanadu	2249		2249	367.67	14.93	382.60						
3	JJM - WSS to Ala, Pulyoor, Budhanoor, Pandanad, Mulakuzha, Vermony, Cheriyana Pt Ph 2	Cheriyana Pt	3024		3024	495.16	17.34	512.50	20329	3390.01	3475.90	16676	17098	
		Mulakuzha	8077		8077	1352.39	32.21	1384.60						
		Budhanoor	5280		5280	884.21	17.99	902.20						
		Ala	3948		3948	658.25	18.35	676.60						
4	WSS to Alappuzha and 8 Pts in	Punnpra North	1307		1307	335.09	35.30	370.39	2966	695.99	770.66	23466	25983	

**VENKATESAPATHY S. IAS**  
 Managing Director  
 Kerala Water Authority  
 Thiruvananthapuram



	Ambalappuzha Taluk - Ph 2	Punnapra South	1659		1659	360.90	39.37	400.27						
5	WSS to Cherthala taluk Ph 2	Aroor	850		850	168.45	23.82	192.27	850	168.45	192.27	19818	22620	
6	CWSS to Mavelikkara Thazhakkara and Chettikulangara Ph 2	Thazhakkara	9223		9223	7600.25	240.75	7841.00	21263	15508.80	15990.30	72938	75202	
		Chettikulangara	12040		12040	7908.55	240.75	8149.30						
7	CWSS to Harippad and Adjoining Panchayaths Ph 2	Karthikappally	449	3250	3699	2550.50	298.71	2849.21	74487	51813.25	56843.49	69560	76313	
		Karuvatta	3183	2348	5531	3873.94	382.70	4256.64						
		Kumarapuram	3138	3343	6481	4092.24	427.56	4519.80						
		Cheruthana	2275	1168	3443	3015.63	298.11	3313.74						
		Pallippad	3194	977	4171	3583.01	368.39	3951.40						
		Cheppad	5022	886	5908	4706.40	498.28	5204.68						
		Chingoli	1616	1321	2937	3137.77	282.00	3419.77						
		Thrikkunnapuzha	348	6819	7167	4111.97	334.33	4446.30						
		Arattupuzha	2399	5899	8298	5574.61	499.19	6073.80						
		Muthukulam	2343	3097	5440	4378.92	507.81	4886.73						
		Kandallur	2258	3515	5773	3634.15	373.06	4007.21						
		Devikulangara	4725	2392	7117	3988.76	299.74	4288.50						
Pathiyoor	7088	1434	8522	5165.35	460.36	5625.71								
8	ARWSS to Bharanikkavu and Adjoining Panchayaths Ph 2	Krishnapuram	3026		3026	438.36	29.64	468.00	3477	503.93	538.81	14493	15496	
		Thekkekara	451		451	65.57	5.24	70.81						
9	ARWSS to Nooranad, Chunakkara, Palamel, Thamarakulam Ph 2	Nooranad	920		920	137.15	7.90	145.05	1639	244.66	260.17	14927	15874	
		Chunakkara	596		596	88.56	4.49	93.05						
		Palamel	123		123	18.95	3.12	22.07						
10	ARWSS to Mannar, Chennithala Ph 2	Mannar	2167		2167	323.90	35.30	359.20	5685	846.38	957.00	14888	16834	
		Chennithala	3518		3518	522.48	75.32	597.80						

Draft #15 of File 3/05/AE 11/2021/KWA Approved by Managing Director on 14-Jan-2022 12:07 PM - Page 26

  
**VENKATESAPATHY S. IAS**  
 Managing Director  
 Kerala Water Authority  
 Thiruvananthapuram



11	JJM-WSS to Thiruvanddoor Panchayath Ph 3	Thiruvanddoor	4209	1375	5584	2468.12	369.38	2837.50	5584	2468.12	2837.50	44200	50815	Presently for the existing connections the supply is not regular. The connections are not fully functional, hence in this proposal components are included to make these FHTC's also functional.
<b>TOTAL</b>			<b>135631</b>	<b>37824</b>	<b>173455</b>	<b>81722.54</b>	<b>6364.12</b>	<b>88086.66</b>	<b>173455</b>	<b>81722.54</b>	<b>88086.66</b>	<b>47115</b>	<b>50784</b>	

#### VI) Idukki District

Sl. No.	Name of scheme	Name of Panchayat	New FHTC Proposal (Nos)	Extg conn. benefitted through the scheme (improving service level of extg conn. to make functional)	Total connections benefitted including existing connection (Nos)	Amount excluding LSGD RR charges (Rs. In lakhs)	LSGD RR charges (Rs in Lakhs)	Amount including LSGD RR charges (Rs. In lakhs)	Total connection benefitted through the scheme	Total cost for the scheme excluding LSGD RR charges (Rs. In lakhs)	Total cost for the scheme including LSGD RR charges (Rs. In lakhs)	Cost per FHTC excluding LSGD RR charges (Rs)	Cost per FHTC including RR charges (Rs.)	Remarks
<b>KWA PROPOSALS</b>														
1	RWSS to Purapuzha&Manakad Ph 2	Manakad	19	260	279	25.04	7.93	32.97	603	185.79	218.09	30811	36167	Through this scheme, the functionality of the existing 260 Nos. connections also is ensured.
		Purapuzha	324		324	160.75	24.37	185.12						
2	RWSS to Edavetty Ph 2	Edavetty	603		603	183.00	19.00	202.00	603	183.00	202.00	30348	33499	
3	CARWSS to Alakode& adj villages Ph 2	Kodikulam	814		814	256.00	18.00	274.00	4185	2515.15	2592.15	31450	33661	
		Karimannoor	919		919	378.00	21.00	399.00						
		Alakode	818		818	352.00	17.00	369.00						
		Udumbannoor	1634		1634	1529.15	21.00	1550.15						
4	CARWSS to Elappara and adjoining villages Ph 2	Elappara	5924		5924	3378.00	35.00	3413.00	14501	8079.00	8222.00	55713	56700	
		Kokkayar	2900		2900	1492.00	36.00	1528.00						
		Peruvanthanam	3179		3179	1729.00	36.00	1765.00						
		Peermade	2498		2498	1480.00	36.00	1516.00						
5	ARWSS to Kumily Ph 2	Kumily	6610		6610	3153.00	114.00	3267.00	6610	3153.00	3267.00	47700	49425	
6	RWSS to Idukki-Kanjikuzhy-Phase II	Vazhthoppu	3361		3361	1592.41	59.97	1652.38	3606	1746.41	1816.38	48431	50371	
		Idukki-Kanjikuzhi	245		245	154.00	10.00	164.00						
7	JJM : PROVIDING FHTCS TO	CHAKKUPALLA	3705		3705	3643.78	144.59	3788.37	27774	27315.05	28398.98	98348	102250	

  
**N. KATESAPATHY**  
 Managing Director  
 Kerala Water Authority  
 Thiruvananthapuram



	CHAKKUPALLAM, VANDANMEDU, KARUNAPURAM AND VANDIPERIYAR PANCHAYATS	M													
		VANDANMEDU	6774		6774	6662.06	264.37	6926.43							
		KARUNAPURAM	6866		6866	6752.54	267.96	7020.50							
		VANDIPERIYAR	10429		10429	10256.67	407.01	10663.68							
8	JJM-Providing FHTCs to Kamakshy, Mariyapuram and Vathikudy Panchayaths	Kamakshy	5015		5015	6580.66	3379.40	9960.06	12505	16409.00	24671.99	131220	197297	Due to scattered population and highly unduated areas, the distribution networks has to be laid upto 448 km and total 10 GLSRs to be constructed. The head to be raised is above 400m. Hence increase in the per FHTC cost.	
		Mariyapuram	1807		1807	2371.14	1174.33	3545.47							
		Vathikudy	5683		5683	7457.21	3709.26	11166.47							
9	JJM- Providing FHTC to House holds of Vellathooval Panchayath	Vellathooval	2010		2010	1919.80	1465.70	3385.50	2010	1919.80	3385.50	95512	168433		
10	JJM- Providing FHTC to House holds of Konnathady and Udumbanchola Panchayaths	Konnathady	7863		7863	9666.56	5019.66	14686.22	12071	14839.76	22545.76	122937	186776	Raw water is collecting from the Ponmudi dam. The scheme area is divided into fifteen zones considering the topography of the area and water is distributed from ten nos of ground level reservoirs. Four number of pump houses are reqd at various locations for boosting of water. The distribution network to be laid on highly undulated area, so per FHTC cost increased.	
		Udumbanchola	4208		4208	5173.20	2686.34	7859.54							
11	JJM-PROVIDING FHTC'S ERATTAYAR AND KAMAKSHI PANCHAYATHS	Erattayar	5645		5645	5108.43	723.14	5831.57	6245	5651.40	6451.40	90495	103305		
		Kamakshy	600		600	542.97	76.86	619.83							
12	JJM- Providing FHTC to House holds of Kudayathoor Panchayath	Kudayathoor	3013		3013	2736.18	1696.10	4432.28	3013	2736.18	4432.28	90812	147105		
13	JJM- Providing FHTC to House holds of Rajakad, Baisonvalley, Rajakumary&senapathy Panchayaths	Rajakad,	2812	1119	3931	5786.17	1687.52	7473.69	10821	15927.80	20978.80	147193	193871	Due to scattered population and highly unduated areas, the distribution networks has to be laid upto 295.7 km and distribution is done through 11 GLSRs( including boosters). Two numbers of sumps cum pump houses reqd at various locations for boosting of water. Also due to high undulating	
		Baisonvalley	2423	952	3375	4967.78	1454.08	6421.86							
		Rajakumary	2000		2000	2943.87	1100.23	4044.10							
		senapathy	1515		1515	2229.98	809.17	3039.15							







20	JJM-WSS to Vattavada Panchayath	Vattavada	617	346	963	1440.25	217.00	1657.25	963	1440.25	1657.25	149559	172092	Due to scattered habitations and high undulating terrain, the total area is divided into 5 zones, even though House holds are less. The project consists of Two nos. GLSRs, three nos. sump cum pumphouses. Water is distributed through distribution system having length of 228.87 km using various sizes of pipes Hence per FHTC cost increased.
21	JJM- WSS to MUNNAR PANCHAYATH	Munnar	1200		1200	1573.30	770.00	2343.30	1200	1573.30	2343.30	131108	195275	Raw water is collecting from Muthirapuzhayar. The project includes 3 Booster pump houses , two nos. GLSRs , distributions to two zones and Pipe line extensions , Water is distributed through distribution system having length of 44,769 km using various sizes of pipes. The topography of the area is highly undulating. Hence per FHTC cost increased.
22	Jal Jeevan Mission - Providing FHTCs in Chinnakkal Panchayath Ph 2	Chinnakkal	1930		1930	1824.00	39.00	1863.00	1930	1824.00	1863.00	94508	96528	
23	JJM - WSS to Edamalakudy	Edamalakkudy	806	56	862	3975.60	0.00	3975.60	862	3975.60	3975.60	461206	461206	There are 24 hamlets in the Panchayath and scattered throughout the panchayath. Due to non availability of sustainable source in the hamlets, 7 No of Schemes proposed to cover this panchayath with the available sources. In most of the hamlets there is no electricity , also there is no pathway for transportation. Head load transportation of materials is required for execution of the project. The population density in this panchayath is also less. so the project cost increased.
<b>KWA proposals - TOTAL</b>			<b>162985</b>	<b>4733</b>	<b>167718</b>	<b>191687.27</b>	<b>42602.21</b>	<b>234289.48</b>	<b>167718</b>	<b>191687.27</b>	<b>234289.48</b>	<b>114291</b>	<b>139693</b>	
<b>Jalanidhi Proposals</b>														

**VENKATESAPATHY S. IAS**  
 Managing Director  
 Kerala Water Authority  
 Thiruvananthapuram





1	5 Small Water Supply Scheme with Open well as source. Three Villages - Kathippara, Chathurangappara&Udumbanchola	Senapathi	728		728	214.80	13.20	228.00	728	214.80	228.00	29505	31319	
<b>Jalanidhi Proposals - Total</b>			<b>728</b>	<b>0</b>	<b>728</b>	<b>214.8</b>	<b>13.2</b>	<b>228</b>	<b>728</b>	<b>214.8</b>	<b>228</b>	<b>29505</b>	<b>31319</b>	

**vii) Ernakulam District**

Sl. No.	Name of scheme	Name of Panchayat	New FHTC Proposal (Nos)	Extg conn. benefitted through the scheme (improving service level of extg conn. to make functional)	Total connections benefitted including existing connection (Nos)	Amount excluding LSGD RR charges (Rs. In lakhs)	LSGD RR charges (Rs in Lakhs)	Amount including LSGD RR charges (Rs. In lakhs)	Total connection benefitted through the scheme	Total cost for the scheme excluding LSGD RR charges (Rs. In lakhs)	Total cost for the scheme including LSGD RR charges (Rs. In lakhs)	Cost per FHTC excluding LSGD RR charges (Rs)	Cost per FHTC including RR charges (Rs.)	Remarks
1	JJM - RWSS to Paipra -Ph 2	Paipra	5818	4259	10077	7200.00	168.17	7368.17	10077	7200.00	7368.17	71450	73119	
2	JJM -- RWSS TO VALAKOM - Ph 2	Valakom	2935	1856	4791	3900.00	184.48	4084.48	4791	3900.00	4084.48	81403	85253	
3	JJM-RWSS to Thirumarady Panchayath - Ph 2	Thirumarady	2714	1363	4077	4070.00	487.56	4557.56	4077	4070.00	4557.56	99828	111787	

  
**VENKATESAPATHY S. IAS**  
 Managing Director  
 Kerala Water Authority  
 Thiruvananthapuram



4	JJM- RWSS to Elanji Panchayath -Ph 2	Elanji	1379	1820	3199	3480.00	522.60	4002.60	3199	3480.00	4002.60	108784	125120	Rs.3.45 Crores needed for 9.00LL OHSR Rs.3.43 Crores needed 250mm DI Pumping main for a length of 7.00 KM Rs.16.55 Crores needed for 102 KM Distribution line as the existing lines are old and damaged. Rs.7.10 crores needed for PWD road restoration, 12km BM&BC and 18KM Tar road.
5	JJM - RWSS to Kallorkadu Ph 2	Kalloorkad	1976	851	2827	3831.68	306.52	4138.20	2827	3831.68	4138.20	135539	146381	Rs 14.92 Crores needed for PWD BM/BC road cutting (32.50 KM) Rs.2.61 Crores needed for 3 Nos of 3LL,1.2LL,0.50 LLCapacity GLSR 'S'. As the existing distribution pipes are old and smaller size. 104.28 KM pipeline replacement included in the estimate for Rs 4.67Crores. Renovation of old SSF and Power allocation included in the estimate (Rs 1.20 Crores)
6	JJM – Providing Functional House Hold Tap connection in Avoly Panchayath	Avoly	1043	2885	3928	780.00	5.62	785.62	3928	780.00	785.62	19857	20001	
7	JJM - WSS to Varapuzha Panchayat Ph 2	Varapuzha	2000	5097	7097	550.27	41.73	592.00	7097	550.27	592.00	7754	8342	
8	JJM 2020-21-WSS to Alangad panchayath PH 2	Alangad	4000	9777	13777	2587.00	3572.00	6159.00	13777	2587.00	6159.00	18778	44705	
9	JJM Providing functional house hold tap connection in Kadungalloor panchayath	Kadungalloor	9200	5815	15015	3522.73	3725.27	7248.00	15015	3522.73	7248.00	23461	48272	
10	JJM -WSS to Chottanikkara Panchayath Ph 2	Chottanikkara	2360	1900	4260	646.47	147.53	794.00	4260	646.47	794.00	15175	18638	
11	JJM -WSS to Kumbalam Panchayath Ph 2	Kumbalam	242	6147	6389	44.23	19.77	64.00	6389	44.23	64.00	692	1002	
12	JAL JEEVAN MISSION -WATER SUPPLY SCHEME TO UDAYAMPEROOR GRAMA PANCHAYATH	Udayamperur	4860	3765	8625	8254.51	165.49	8420.00	8625	8254.51	8420.00	95704	97623	
13	JJM Providing FHTC to Elankunnapuzha Panchayath	Elankunnapuzha	400	11047	11447	99.12	67.88	167.00	11447	99.12	167.00	866	1459	
14	JJM -WSS to Kalady Panchayath -providing distribution system and FHTCs	Kalady	4169	1756	5925	2630.00	219.00	2849.00	5925	2630.00	2849.00	44388	48084	
15	Ayyampuzha , Malayattoor-Neelishwaram Panchayaths	Ayyampuzha	1732	1920	3652	1415.05	79.11	1494.16	10383	3682.00	3834.00	35462	36926	
		Malayattoor-Neelishwaram	4682	2049	6731	2266.95	72.89	2339.84						
16	JJM- WSS toThuravur and Manjapra Panchayaths Ph 2	Thuravur	4480	1112	5592	1934.92	66.86	2001.78	9567	3492.81	3626.00	36509	37901	
		Manjapra	2485	1490	3975	1557.89	66.33	1624.22						
17	JJM- WSS to Kanjoor, Sreemoolanagaram, Chengamanad, Nedumbassery and	Kanjoor	4219	1287	5506	5080.85	214.20	5295.05	33080	27662.41	28914.00	83623	87406	
		Parakkadav	8248	341	8589	5416.42	292.19	5708.61						
		Nedumbassery	5680	1838	7518	5988.16	265.73	6253.89						



	Parakkadau Panchayaths	Sreemoolanagara m	4094	1093	5187	4910.56	218.15	5128.71							
		Chengamanadu	6065	215	6280	6266.42	261.32	6527.74							
18	JJM WSS to Edathala, Keezhmadu and Choornikkara Panchayath	Edathala	6903	4982	11885	4405.23	83.65	4488.88	30583	9135.72	9368.78	29872	30634		
		Keezhmadu,	2713	6655	9368	2269.43	73.29	2342.72							
		Choornikkara	3408	5922	9330	2461.06	76.12	2537.18							
19	JJM-WSS to Puthencruz, Thiruvaniyoor, Poothrikka&Chottanikkara panchayaths	Puthencruz	3737	2936	6673	5388.61	203.39	5592.00	29335	19574.65	20389.78	66728	69507		
		Thiruvaniyoor	6305	1944	8249	4612.12	197.13	4809.25							
		Poothrikka	4306	1864	6170	5094.17	211.22	5305.39							
		Chottanikkara	6332	1911	8243	4479.75	203.39	4683.14							
20	JJM - WSS to Vengola&Rayamangalam panchayaths	Vengola	8162	1978	10140	8952.84	360.42	9313.26	18970	15829.60	16524.00	83445	87106		
		Rayamangalam	6015	2815	8830	6876.76	333.98	7210.74							
21	JJM - WSS to Vengoor, Asamannoor&Mudakkuzha panchayaths	Vengoor	3404	1799	5203	4473.78	262.03	4735.81	16281	13512.99	14197.00	82999	87200		
		Asamannoor	4027	1783	5810	5012.40	181.05	5193.45							
		Mudakkuzha	4167	1101	5268	4026.81	240.93	4267.74							
22	JJM -WSS to Karumallur and Kunnukara Panchayaths Ph 3	Karumaloor	3929		3929	371.00	0.00	371.00	3929	371.00	371.00	9443	9443		
23	JJM- WSS to Ramamangalam, Marady&Pampakuda Panchayaths Ph 2	Ramamangalam	1649	1777	3426	4367.23	742.43	5109.66	8305	10104.00	11843.38	121662	142605	This proposal includes construction of various production components from Intake well, 12mld WTP Sump cum PH, 4Nos OHSR, Raw Water abd Clear Water Pumping Mains and Pumpsets, and new distribution network for the whole area. By implementing this new scheme the water supply level to all household will improve to 100lpcd. Considering existing FHTCs that can be benefitted from the new scheme the per FHTC rate comes to Rs.104704/-	
		Marady	1590	1394	2984	3752.62	600.12	4352.74							
		Pambakkuda	1895		1895	1984.15	396.83	2380.98							
24	JJM- WSS to Kuttampuzha Panchayath Ph 2	Kuttampuzha	4630		4630	3424.00	616.32	4040.32	4630	3424.00	4040.32	73952	87264		
25	JJM - WSS to Aikkaranadu, Mazhuvannoor&Kunnathunadu panchayaths	Aikkaranadu	3866	2099	5965	4358.65	262.29	4620.94	19902	16093.43	17143.00	80863	86137		
		Mazhuvannoor	7510	2005	9515	6269.35	587.33	6856.68							
		Kunnathunadu	2753	1669	4422	5465.43	199.95	5665.38							
	<b>TOTAL</b>		<b>172082</b>	<b>114317</b>	<b>286399</b>	<b>164478.62</b>	<b>17002.27</b>	<b>181480.89</b>	<b>286399</b>	<b>164478.62</b>	<b>181480.89</b>	<b>57430</b>	<b>63366</b>		

## viii) Thrissur District

  
**VENKATESAPATHY S. IAS**  
 Managing Director  
 Kerala State Water Authority  
 Thiruvananthapuram



Sl. No.	Name of scheme	Name of Panchayat	New FHTC Proposal (Nos)	Extg conn. benefitted through the scheme (improving service level of extg conn. to make functional)	Total connections benefitted including existing connection (Nos)	Amount excluding LSGD RR charges (Rs. In lakhs)	LSGD RR charges (Rs in Lakhs)	Amount including LSGD RR charges (Rs. In lakhs)	Total connection benefitted through the scheme	Total cost for the scheme excluding LSGD RR charges (Rs. In lakhs)	Total cost for the scheme including LSGD RR charges (Rs. In lakhs)	Cost per FHTC excluding LSGD RR charges (Rs)	Cost per FHTC including RR charges (Rs.)	Remarks
<b>KWA Proposals</b>														
1	JJM -WSS TO CHAZHUR, THANNIAM AND ANTHIKKAD PANCHAYATHS -Ph 2	Anthikad	1888		1888	1010.00	1460.45	2470.45	5409	2597.00	5417.75	48013	100162	
		Thanniam	3521		3521	1587.00	1360.30	2947.30						
2	JJM-WSS TO NATTIKA FIRKA Ph 2	Edathiruthy	1277		1277	957.00	1601.00	2558.00	12292	7301.00	16708.58	59396	135931	
		Kaipamangalam	2053		2053	1280.00	1808.71	3088.71						
		Mathilakam	1697		1697	982.00	1197.00	2179.00						
		SreeNaryanapuram	2248		2248	1398.00	1883.72	3281.72						
		Thalikulam	2218		2218	1087.00	1434.62	2521.62						
		Valapad	2799		2799	1597.00	1482.53	3079.53						
3	JJM - WSS to Meloor Grama panchayath (Phase II)	Meloor	3188		3188	1660.00	638.00	2298.00	3188	1660.00	2298.00	52070	72083	
4	JJM WSS to Koratty Grama Panchayath - Ph 2	Koratty	1748	2690	4438	3490.00	536.00	4026.00	4438	3490.00	4026.00	78639	90717	
5	JJM WSS to Kadukutty Grama Panchayath- Ph 2	Kadukutty	3379		3379	1760.00	417.52	2177.52	3379	1760.00	2177.52	52086	64443	
6	JJM WSS to Pudukkad Grama Panchayath - Ph 2	Pudukkad	1224	1944	3168	1500.00	1610.00	3110.00	3168	1500.00	3110.00	47348	98169	
7	JJM WSS to Thrikkur Grama Panchayath- Ph 2	Thrikkur	2383		2383	1740.00	567.00	2307.00	2383	1740.00	2307.00	73017	96811	
8	Jal Jeevan Mission - WSS to Avinissery GP - Ph 2	Avinisseri	2713	2475	5188	1900.00	1000.00	2900.00	5188	1900.00	2900.00	36623	55898	
9	JJM WSS to Pariyaram Grama Panchayath - Ph 2	Pariyaram	3062		3062	2030.00	823.00	2853.00	3062	2030.00	2853.00	66297	93174	
10	JAL JEEVAN MISSION WSS to ALAGAPPANAGAR GP -PHASE 2	Alagappanagar	1274	3499	4773	2427.00	1598.41	4025.41	4773	2427.00	4025.41	50849	84337	
11	CWSS to Methala, Eriyad, Edavilangu, Kadukuty Panchayaths	Eriyad	142	250	392	120.00	60.00	180.00	637	163.00	273.00	25589	42857	
		Edavilangu	45	200	245	43.00	50.00	93.00						
12	JJM WSS to Paralam GP Ph 2	Paralam	2883	1538	4421	2900.00	1400.00	4300.00	4421	2900.00	4300.00	65596	97263	



13	Jal Jeevan Mission - WSS to VALLACHIRA Panchayath - Phase II	Vallachira	476	2048	2524	860.00	500.00	1360.00	2524	860.00	1360.00	34073	53883	
14	JJM CARWSS to Thekkumkara & adjoining villages- Phase 3	Thekkumkara	3413		3413	1700.00	50.00	1750.00	3413	1700.00	1750.00	49810	51275	
15	Jal Jeevan Mission -WSS to Arimpur Panchayath PH 3	Arimbur	4733	2709	7442	4200.00	1749.00	5949.00	7442	4200.00	5949.00	56436	79938	
16	Jal Jeevan Mission -WSS to Manalur Panchayath PH 2	Manalur	3516	3599	7115	3510.00	1272.00	4782.00	7115	3510.00	4782.00	49332	67210	
17	Jal Jeevan Mission -WSS to Adat Panchayath PHASE 3	Adat	5111	2121	7232	5900.00	2448.00	8348.00	7232	5900.00	8348.00	81582	115431	
18	JJM Pavaratty Regional Water Supply Scheme Phase 3	Punnayurkulam	3143	208	3351	2920.00	30.00	2950.00	18538	13600.00	13750.00	73363	74172	
		Kattakampal	2727	2147	4874	2720.00	30.00	2750.00						
		Porkulam	1994	992	2986	1980.00	30.00	2010.00						
		Vadakekkad	3062	284	3346	2850.00	30.00	2880.00						
		Kadavallur	3981		3981	3130.00	30.00	3160.00						
19	JJM WSS to Kolazhy Panchayath - Phase 3	Kolazhy	5372		5372	3600.00	884.00	4484.00	5372	3600.00	4484.00	67014	83470	
20	JJM -WSS to Venkidangu Grama panchayath Ph 3	Venkidangu	4784		4784	3793.00	50.00	3843.00	4784	3793.00	3843.00	79285	80330	
21	JJM WSS to Nadathara Panchayath -Phase 3	Nadathara	654	5107	5761	653.00	213.00	866.00	5761	653.00	866.00	11335	15032	
22	JJM Pavaratty Regional Water Supply Scheme (PRWSS) Providing FHTCs to Punnayur Panchayath-Phase 3	Punnayur	6290		6290	4190.00	30.00	4220.00	6290	4190.00	4220.00	66614	67091	
23	JJM- WSS TO KODASSERY,PARIYARAM & ATHIRAPILLY PANCHAYATHS IN THRISSUR DISTRICT-	Kodassery	8223		8223	4319.00	462.00	4781.00	8223	4319.00	4781.00	52523	58142	
24	WSS to IRINJALAKUDA & MURIYAD & VELOOKARA PANCHAYATHS IN THRISSUR DISTRICT-	Muriyad	5552		5552	5003.28	2019.21	7022.49	13279	10912.00	16487.62	82175	124163	
		Velookara	7727		7727	5908.72	3556.41	9465.13						

  
**VENKATESAPATHY S. IAS**  
 Managing Director  
 Regional Water Supply  
 Thrissur District



25	JJM - Parappukkara Grama Panchayath - Pipe line extension and providing FHTC at various places of Parappukkara panchayath	Parappukkara	7163	546	7709	6200.00	1500.00	7700.00	7709	6200.00	7700.00	80425	99883	
26	JJM -Providing FHTCs from WSS to Mulamkunnathukavu Panchayath in Thrissur District-Phase 3.	Mulangunnathukavu	3406	859	4265	3200.00	134.00	3334.00	4265	3200.00	3334.00	75029	78171	
27	JJM WSS to Mattathur, Varandharappilly, Kodakara (Part II)	Mattathur	7280	2328	9608	7399.00	771.00	8170.00	21460	17418.13	19451.19	81166	90639	
		Varandarapilly	4798	2781	7579	6478.13	821.06	7299.19						
		Kodakara	2640	1633	4273	3541.00	441.00	3982.00						
28	JalJeevan Mission CWSS to Desamangalam, Varavoor, Velur, Erumapetty, Kandanassery, Choondal, Elavally&Kadangode Panchayaths	Varavoor	2374	1804	4178	4113.00	1563.00	5676.00	39662	33382.48	44971.30	84167	113386	
		Velur	5824		5824	5105.93	1364.00	6469.93						
		Erumapetty	3957	2686	6643	4444.12	1386.00	5830.12						
		Desamangalam	3047	1530	4577	3789.00	1600.00	5389.00						
		Kandanassery	5604		5604	4396.04	354.00	4750.04						
		Choondal	5953		5953	5485.63	1498.00	6983.63						
29	JJM--WSS to Pananchery, Puthur&Madakkathara Panchayaths -Providing Distribution network and FHTC to Madakkathara Panchayath	Madakkathara	5664		5664	5019.54	2439.78	7459.32	24066	18824.00	29066.08	78218	120777	
		Pananchery	7169		7169	6296.46	4058.17	10354.63						
		Puthur	11233		11233	7508.00	3744.13	11252.13						
30	JJM- WSS to Aloor and Kodakara (Part) Panchayaths in Thrissur District	Aloor	7550	1960	9510	11096.50	834.00	11930.50	13342	14537.50	16016.50	108960	120046	There is no treatment facility in the existing scheme. By implementation of the proposed scheme treated water can be provided to the existing connections also. The service level also enhanced to 100 lpcd
		Kodakara	2199	1633	3832	3441.00	645.00	4086.00						
31	JalaJeevan Mission WSS to Kadappuram-Chowannur Panchayats and	Kadappuram	2103		2103	3883.82	256.00	4139.82	6291	7147.56	8025.56	113616	127572	Kadappuram is in coastal belt. This proposal includes providing new distribution network (also in BMBC roads) for the whole area.



	Kunnamkulam Ph 2	Chowannur	4188		4188	3263.74	622.00	3885.74							Considering existing FHTCs that can also be benefitted from the scheme. Presently there is no WTP. No treated water supply. Hence new WTP is proposed for this scheme.
32	JalJeevan Mission - WSS to Panjal - Chelakkara - Mulloorkara - Ph 2	Panjal	2856	2080	4936	4326.00	3400.17	7726.17	16387	16350.00	24625.33	99774	150274		
		Chelakkara	7111		7111	6300.00	3574.45	9874.45							
		Mulloorkara	2955	1385	4340	5724.00	1300.71	7024.71							
33	JalJeevan Mission -WSS to Thiruvilwamala - Kondazhy and Pazhayannur - Ph 2	Thiruvilwamala	2531	3665	6196	3697.53	2707.60	6405.13	20225	15256.00	25789.43	75431	127513		
		Kondazhy	4275		4275	3937.07	2749.67	6686.74							
		Pazhayannur	4879	4875	9754	7621.40	5076.16	12697.56							
34	JJM--WSS to Nenmanikkara Panchayath in Thrissur District-	Nenmanikkara	3012		3012	2353.00	674.00	3027.00	3012	2353.00	3027.00	78121	100498		
35	JJM WSS to Avanur Panchayath in Thrissur District	Avanur	4529		4529	4144.00	1337.59	5481.59	4529	4144.00	5481.59	91499	121033		
36	JJM- WSS to Kaipparambu panchayath	Kaipparambu	6121		6121	4326.67	1259.00	5585.67	6121	4326.67	5585.67	70686	91254		
37	JJM WSS to Tholur Panchayat in Thrissur District	Tholur	4088		4088	3870.67	1214.00	5084.67	4088	3870.67	5084.67	94684	124380		
38	JJM WSS Athirappilly Grama Pt - Ph 2	Athirappilly	456		456	395.00	269.00	664.00	456	395.00	664.00	86623	145614		
	<b>KWA proposals Total</b>		<b>251189</b>	<b>62735</b>	<b>313924</b>	<b>234110.01</b>	<b>85729.19</b>	<b>319839.20</b>	<b>313924</b>	<b>234110.01</b>	<b>319839.20</b>	<b>74575</b>	<b>101884</b>		
	<b>JALANIDHI PROPOSALS</b>														
1	Jalanidhi Large water supply scheme to Nadatharapp.	Nadathara	1200		1200	496.70	12.00	508.70	1200	496.70	508.70	41392	42392		
2	Jalanidhi Large water supply scheme to Elavallygp.	Elavally	3242	3015	6257	4509.00	36.00	4545.00	6257	4509.00	4545.00	72063	72639		
3	- CWSS to Mala and Adjoining Panchayaths -BWSS to Annamanada GP	Annamanada	4399		4399	1896.00	36.46	1932.46	4399	1896.00	1932.46	43101	43930		
4	CWSS to Mala and adjoining Panchayaths -BWSS to Mala GP	Mala	3233		3233	1707.44	70.56	1778.00	3233	1707.44	1778.00	52813	54995		
5	CWSS to Mala and adjoining Panchayaths -BWSS to Vellangallur GP	Vellangallur	2855		2855	1983.41	60.09	2043.50	2855	1983.41	2043.50	69471	71576		



6	CWSS to Mala and adjoining Panchayaths - BWSS to Poyya GP	Poyya	1450		1450	834.31	28.39	862.70	1450	834.31	862.70	57539	59497	
7	CWSS to Mala and adjoining Panchayaths -BWSS to Puthenchira GP	Puthenchira	1607		1607	1024.08	35.27	1059.35	1607	1024.08	1059.35	63726	65921	
8	CWSS to Mala and adjoining Panchayaths -BWSS to Kuzhur GP	Kuzhur	2521		2521	997.39	30.01	1027.40	2521	997.39	1027.40	39563	40754	
	<b>Jalanidhi Proposals Total</b>		<b>20507</b>	<b>3015</b>	<b>23522</b>	<b>13448.33</b>	<b>308.78</b>	<b>13757.11</b>	<b>23522</b>	<b>13448.33</b>	<b>13757.11</b>	<b>57173</b>	<b>58486</b>	

**ix) Palakkad District**

Sl. No.	Name of scheme	Name of Panchayat	New FHTC Proposal (Nos)	Extg conn. benefitted through the scheme (improving service level of extg conn. to make functional)	Total connections benefitted including existing connection (Nos)	Amount excluding LSGD RR charges (Rs. In lakhs)	LSGD RR charges (Rs in Lakhs)	Amount including LSGD RR charges (Rs. In lakhs)	Total connection benefitted through the scheme	Total cost for the scheme excluding LSGD RR charges (Rs. In lakhs)	Total cost for the scheme including LSGD RR charges (Rs. In lakhs)	Cost per FHTC excluding LSGD RR charges (Rs)	Cost per FHTC including RR charges (Rs.)	Remarks
<b>KWA PROPOSALS</b>														
1	WSS to Pudukkottai Panchayath Ph 2	Pudukkottai	1500		1500	296.13	20.87	317.00	1500	296.13	317.00	19742	21133	
2	WSS to Kodumbu Panchayath Ph 2	Kodumbu	1120		1120	201.05	25.95	227.00	1120	201.05	227.00	17951	20268	
3	JJM WSS to Melarkode Panchayath Ph 2	Melarkode	169	200	369	227.00	0.00	227.00	369	227.00	227.00	61518	61518	
4	JJM WSS to Ayilur Panchayath Ph 2	Ayilur	304		304	116.97	41.03	158.00	304	116.97	158.00	38477	51974	
5	JJM- WSS to Peringottukurissi Panchayath Ph 2	Peringottukurissi	3415		3415	497.89	19.42	517.31	3415	497.89	517.31	14580	15148	
6	JJM WSS to Kuthannur Panchayath Ph 2	Kuthannur	1716		1716	561.41	81.28	642.69	1716	561.41	642.69	32716	37453	
7	Jal Jeevan Mission Providing FHTCs to Thenkurissi Panchayath	Thenkurissi	1259	400	1659	1477.00	1713.00	3190.00	1659	1477.00	3190.00	89030	192285	
8	JAL JEEVAN MISSION - CWSS TO RESOLVE THE SCARCITY OF DRINKING WATER IN VARIOUS GRAMA PANCHAYATHS IN	Akathethara	1816	1000	2816	2767.00	1333.00	4100.00	2816	2767.00	4100.00	98260	145597	





	MALAMPUZHA CONSTITUENCY													
9	JAL JEEVAN MISSION – CWSS TO KODUVAYUR AND PUTHUNAGARAM	Koduvayur	4408		4408	3165.00	844.00	4009.00						
10	PANCHAYATHS - WSS TO KODUVAYUR AND PUTHUNAGARAM GRAMA PANCHAYATHS Ph 2	Pudunagaram	2054		2054	1028.00	604.00	1632.00	6462	4193.00	5641.00	64887	87295	
11	Jaljeevan mission -WSS to Mundur panchayath -zone 6 - Ph 3	Mundur	800		800	626.00	344.00	970.00	800	626.00	970.00	78250	121250	
12	Jaljeevan mission -WSS to Elapully grama panchayath PHASE-V	Elapully	2140		2140	2236.00	764.00	3000.00	2140	2236.00	3000.00	104486	140187	The FHTCs are to be provided at remote area from existing line and the terrain is undulating area. Pipes are mainly to be laid through PWD roads and and hence increase in per FHTC cost.
13	Jal Jeevan Mission Providing FHTC's in Nellaya Grama Panchayath (Phase III)	Nellaya	230	100	330	314.19	445.81	760.00	330	314.19	760.00	95209	230303	
14	Jal Jeevan Mission - Providing FHTC's in Kulkallur Grama Panchayath (Phase III)	Kulkallur	356		356	342.71	233.29	576.00	356	342.71	576.00	96267	161798	
15	Jal Jeevan Mission - Providing FHTC's in Anakkara Grama Panchayath (Phase III)	Anakkara	240	100	340	235.68	160.32	396.00	340	235.68	396.00	69318	116471	
16	Jal Jeevan Mission Providing FHTC's in Pattithara Grama Panchayath (Phase III)	Pattithara	250	90	340	274.45	395.55	670.00	340	274.45	670.00	80721	197059	
17	Jal Jeevan Mission - Providing FHTC's in Kappur Grama Panchayath (Phase III)	kappur	180	80	260	182.58	271.42	454.00	260	182.58	454.00	70223	174615	

  
**VENKATESAPATHY S. IAS**  
 Grouping Director  
 Kerala Water Authority  
 Thiruvananthapuram



18	Jai Jeevan Mission-Providing FHTC's in Karimpuzha Grama Panchayath - Phase III	Karimpuzha	55		55	56.85	4.15	61.00	55	56.85	61.00	103364	110909	The FHTCs nos intended is far from the source and remote from the existing lines. The terrain also is undulating. Hence more length of pipe required. Hence increase in cost per FHTC
19	JJM-- WSS to Parali Panchayaths in Palakkad Taluk - Phase - II	PARALI	6953		6953	6155.80	2464.18	8619.98	6953	6155.80	8619.98	88534	123975	
20	JJM- WSS to LakkidiPerur Panchayaths in Ottappalam Taluk - Phase - II	LAKKIDI PERUR	2698		2698	2212.09	687.75	2899.84	2698	2212.09	2899.84	81990	107481	
21	JJM- WSS to Kumaramputhur Panchayaths in Mannarkkad Taluk - Phase - II	KUMARAMPUTHUR	7668		7668	4173.14	2046.86	6220.00	7668	4173.14	6220.00	54423	81116	
22	JJM- CWSS to Agali and adjoining Panchayaths in Mannarkkad Taluk . Phase - II	Sholayur	1000	1500	2500	3258.88	360.93	3619.81	5902	8463.09	9467.04	143394	160404	This is a comprehensive scheme benefitting the Sholayur,Puthur and Agali panchayaths . The tribal hamlets are situated deep in the forests and are scattered in Attappadi area resulting in increased length of pipe lines . Hence increase in per FHTC cost.
		Pudur	2000	1402	3402	5204.21	643.02	5847.23						
24	JJM- WSS to Muthalamada Panchayat Ph 3	Muthalamada	2925	1000	3925	3003.00	717.00	3720.00	3925	3003.00	3720.00	76510	94777	
25	JJM - WSS to Vadakanchery grama panchayath Ph 3	Vadakanchery	6480		6480	1175.00	1192.80	2367.80	6480	1175.00	2367.80	18133	36540	
			<b>51736</b>	<b>5872</b>	<b>57608</b>	<b>39788.04</b>	<b>15413.62</b>	<b>55201.66</b>	<b>57608</b>	<b>39788.04</b>	<b>55201.66</b>	<b>69067</b>	<b>95823</b>	

**x) Malappuram District**

Sl. No.	Name of scheme	Name of Panchayat	New FHTC Proposal (Nos)	Extg conn. benefitted through the scheme (improving service level of extg conn. to make functional)	Total connections benefitted including existing connection (Nos)	Amount excluding LSGD RR charges (Rs. In lakhs)	LSGD RR charges (Rs in Lakhs)	Amount including LSGD RR charges (Rs. In lakhs)	Total connection benefitted through the scheme	Total cost for the scheme excluding LSGD RR charges (Rs. In lakhs)	Total cost for the scheme including LSGD RR charges (Rs. In lakhs)	Cost per FHTC excluding LSGD RR charges (Rs)	Cost per FHTC including RR charges (Rs.)	Remarks
---------	----------------	-------------------	-------------------------	---	--	---	-------------------------------	---	--	--	--	--	--	---------

**KENKATESAPATHY S. N**  
 Managing Director  
 Kerala Water Authority  
 Thiruvananthapuram



Draft #15 of File 3/09/AL/112021/KVA Approved by Managing Director on 04-Jan-2022, 12:07 PM - Page 42

JVA Proposals														
1	JJM-Providing FHTCs to KuttippuramThirunnavaya, Athavanad and Marakkara Panchayaths	Kuttippuram	7877	3795	11672	9472.47	2705.00	12177.47	20109	17196.12	22107.12	85515	109936	
		Thirunnavaya	1902	748	2650	2287.40	653.00	2940.40						
		Athavanad	2856	831	3687	3434.24	981.00	4415.24						
		Marakkara	1665	435	2100	2002.01	572.00	2574.01						
2	CWSS to Edakkara, Vazhikkadavu and Pothukallu Panchayaths	Edakkara	5395	1174	6569	5649.00	2800.00	8449.00	26401	29147.00	42947.00	110401	162672	Highly undulated terrain which requires boosting and separate OHSRs at different locations. Hence high per FHTC cost.
		Vazhikkadavu	5603	2412	8015	9904.00	3600.00	13504.00						
		Chungathara	6099	1500	7599	7252.00	4300.00	11552.00						
		Pothukallu	2218	2000	4218	6342.00	3100.00	9442.00						
3	CWSS to Vettathur, Keezhattur and Melattur	Vettathur	7674	75	7749	12979.45	2291.89	15271.34	22060	33000.00	40371.73	149592	183009	15.6 km Raw Water Pumping main required. Raw water is collected from Palakkad District - Malappuram Palakkad Border. A weir is also necessitated for source adequacy.
		Keezhattur	7889	28	7917	13343.09	4144.05	17487.14						
		Melattur	3948	2446	6394	6677.46	935.79	7613.25						
4	Providing FHTC to Urakam Panchayat	Urakam	4559		4559	2863.00	785.00	3648.00	4559	2863.00	3648.00	62799	80018	
5	Providing FHTC to AR Nagat Panchayat Phase II	AR Nagar	1317		1317	439.50	0.00	439.50	1317	439.50	439.50	33371	33371	
6	JJM-CWSS to Karulai, Muthedam, Amarambalam & Chokkad Pts in Malappuram district	Karulai	5175	635	5810	5867.07	3636.00	9503.07	26852	23610.00	36230.00	87926	134925	
		Muthedam	4503	2393	6896	5105.20	3062.00	8167.20						
		Amarambalam	5452	1132	6584	6181.12	2835.00	9016.12						
		Chokkad	5695	1867	7562	6456.61	3087.00	9543.61						
7	JJM-CWSS to Edarikkode Pt in Malappuram Dst	Edarikkode	5108	1705	6813	5700.00	2000.00	7700.00	6813	5700.00	7700.00	83664	113019	
8	Mini WSS to Narukkumpotty-Manalppadam area in ward 7 of Vazhikkadavu Pt	Vazhikkadavu	150		150	81.00	10.00	91.00	150	81.00	91.00	54000	60667	
9	Quality Affected habitation- JJM Providing FHTC.s in ward 2 of Pothukallu Panchayath	Pothukallu	390		390	165.00	60.00	225.00	390	165.00	225.00	42308	57692	
10	JJM- SC-ST dominated area -Water Supply Scheme to Ward 18 Alipparambu Panchayath	Aliparambu	300		300	150.00	40.00	190.00	300	150.00	190.00	50000	63333	
11	WSS to Nannambra grama Panchayath in Malappuram district.	Nannambra	7848		7848	7320.66	2368.00	9688.66	7848	7320.66	9688.66	93281	123454	

VENKATESAPATHY S. IAS

Managing Director  
Kerala Water Resources  
Thiruvananthapuram



12	WSS to Keezhuparamba grama Panchayath in Malappuram district.	Keezhuparamba	3536	1214	4750	4166.00	1540.00	5706.00	4750	4166.00	5706.00	87705	120126
<b>Total</b>			<b>97159</b>	<b>24390</b>	<b>121549</b>	<b>123838.28</b>	<b>45505.73</b>	<b>169344.01</b>	<b>121549</b>	<b>123838.28</b>	<b>169344.01</b>	<b>101883</b>	<b>139322</b>
<b>JALANIDHI PROPOSALS</b>													
1	Multi GP scheme - CWSS to Urakam, Vengara and Parappur panchayaths- BWSS to Vengara GP	vengara	6788		6788	4076.76	634.54	4711.30	6788	4076.76	4711.30	60058	69406
2	Multi GP scheme - CWSS to Urakam, Vengara and Parappur panchayaths- BWSS to Parappur GP	parappur	1300	940	2240	487.70	13.90	501.60	2240	487.70	501.60	21772	22393
3	Multi GP schemes -CWSS to Ozhur, Thennala and Perumannaklari GP- BWSS to Thennala GP	Thennala	3524	3746	7270	1344.80	143.20	1488.00	7270	1344.80	1488.00	18498	20468
4	Multi GP schemes -CWSS to Ozhur, Thennala and Perumannaklari GP- BWSS to Ozhur GP	Ozhur	5334		5334	2669.06	459.68	3128.74	5334	2669.06	3128.74	50039	58657
5	Full coverage to Mayilaadi ST colony	Urangattiri	21		21	3086.00	142.00	3228.00	3886	3086.00	3228.00	79413	83067
6	Full coverage to Karimbu ST colony		50		50								
7	Full coverage to Vendekumpoyil general HH area		35		35								
8	Full coverage to Vendekumpoyil ST colony		30		30								
9	Full coverage to Geevargees colony		25		25								
10	Full coverage to Chundathupoyilkoo noorkandi		100		100								
11	Full coverage to Chairagadu		50		50								
12	Full coverage to Paaniyanmala ST colony		50		50								



13	Full coverage to Nellayi, Kodumpuzha, Kureery ST colony and general HH area in Odakkayam ward		500		500								
14	Full coverage to Aalappara area in ward 20		25		25								
15	Full coverage to Maithra & Moorkkanad ward		500		500								
16	Full coverage to Edakkattuparambu & Panampilavu wards		500		500								
17	LWSS urangattiri for full coverage - Urangattiri GP		2000		2000								
18	CWSS to Thennala, Perumanna Klari & Ozhur	Perumanna Klari	2643		2643	1799.47	16.53	1816.00	2643	1799.47	1816.00	68084	68710
19	JJM - Water Supply Scheme to Chaliyar Panchayat	Chaliyar	3731		3731	3646.07	235.13	3881.20	3731	3646.07	3881.20	97724	104026
<b>JALANIDHI PROPOSALS - TOTAL</b>			<b>27206</b>	<b>4686</b>	<b>31892</b>	<b>17109.86</b>	<b>1644.98</b>	<b>18754.84</b>	<b>31892</b>	<b>17109.86</b>	<b>18754.84</b>	<b>53649</b>	<b>58807</b>

**xi) Kozhikkode District**

Sl. No.	Name of scheme	Name of Panchayat	New FHTC Proposal (Nos)	Extg conn. benefitted through the scheme (improving service level of extg conn. to make functional)	Total connections benefitted including existing connection (Nos)	Amount excluding LSGD RR charges (Rs. In lakhs)	LSGD RR charges (Rs in Lakhs)	Amount including LSGD RR charges (Rs. In lakhs)	Total connection benefitted through the scheme	Total cost for the scheme excluding LSGD RR charges (Rs. In lakhs)	Total cost for the scheme including LSGD RR charges (Rs. In lakhs)	Cost per FHTC excluding LSGD RR charges (Rs)	Cost per FHTC including RR charges (Rs.)	Remarks
1	JAL JEEVAN MISSION -PHASE 3- water supply scheme in Perambra Panchayath	Perambra	3188		3188	2348.08	221.92	2570.00	3188	2348.08	2570.00	73654	80615	
2	JJM Phase II- WSS to Kunnummal Panchayath	Kunnummal	901		901	440	20.00	460.00	901	440.00	460.00	48835	51054	
3	JJM WSS to Olavanna Panchayath -Ph 3	Olavanna	1700		1700	582.35	121.65	704.00	1700	582.35	704.00	34256	41412	

  
**VENKATESAPATHY S. IAS**  
 Managing Director  
 Kozhikode Water Authority  
 Kozhikode - 673 001



4	JAL JEEVAN MISSION -PHASE 3- water supply scheme in Chakkittapara Panchayath	Chakkittapara	2327		2327	2553.66	164.34	2718.00	2327	2553.66	2718.00	109740	116803	The present proposal is for the elevated and staggered area of Chakkittapara panchayath which is in the hilly terrain lying close to western ghats. The house holds are located far apart requiring more length of distribution network leading to higher cost per FHTC.
5	JJM-WSS TO THIRUVALLUR, AYANCHERI, CHERUVANNUR & MANIYUR GRAMA PANCHAYATHS	Thiruvallur	8700		8700	9991.05	162.00	10153.05	26530	36322.21	37157.21	136910	140057	The scheme area is widely spread with no reliable source nearby and the terrain is sharply undulating with several hillocks. The households are scattered requiring larger length of distribution network. It also requires three booster stations to bring water to the various areas. Hence high per FHTC cost.
		Ayancheri	5334		5334	7842.73	159.00	8001.73						
		Cheruvannur	4316	1015	5331	7959.72	225.00	8184.72						
		Maniyur	7165		7165	10528.71	289.00	10817.71						
6	JJM-WSS to Maruthonkara and Kavilumpara Grama panchayat	Maruthonkara	3517		3517	4755.80	21.00	4776.80	7975	9264.20	9308.00	116166	116715	The present proposal is for the elevated and staggered area of Maruthonkara and Kavilumpara panchayaths lying in the hilly terrain close to western ghats. to cater for the highly elevated areas wherein water from main scheme cannot reach two mini schemes with gravity tapping from natural streams is also included. The house holds are located far apart requiring more length of distribution network throughout. This is the reason for higher cost per FHTC.
		Kavilumpara	4458		4458	4,508.40	22.80	4531.20						
7	JJM- WSS to Narippatta - Ph 2	Narippatta	2303		2303	2,564.30	35.70	2600.00	2303	2564.30	2600.00	111346	112896	The proposal is for providing FHTC to the elevated and undulating terrains of Narippatta Panchayath. The proposal includes line boosters and the distribution lines are of more length owing to wide spread location of house holds.
8	Jal Jeevan Mission: WSS to Kadalundi Grama Panchayath :Phase II	Kadalundi	625		625	260.45	46.85	307.30	625	260.45	307.30	41672	49168	
9	JJM PHASE III WSS to NARIKKUNI GRAMA PANCHAYATH	Narikuni	495		495	332.00	0.00	332.00	495	332.00	332.00	67071	67071	
<b>KWA PROPOSALS</b>			<b>45029</b>	<b>1015</b>	<b>46044</b>	<b>54667.25</b>	<b>1489.26</b>	<b>56156.51</b>	<b>46044</b>	<b>54667.2</b>	<b>56156.51</b>	<b>118728</b>	<b>121963</b>	


**VENKATESAPATHY S. IAS**  
 Managing Director  
 Kerala Water Authority  
 Thiruvananthapuram



TOTAL										5				
-------	--	--	--	--	--	--	--	--	--	---	--	--	--	--

**xii) Wyanad District**

Sl. No.	Name of scheme	Name of Panchayat	New FHTC Proposal (Nos)	Extg conn. benefitted through the scheme (improving service level of extg conn. to make functional)	Total connections benefitted including existing connection (Nos)	Amount excluding LSGD RR charges (Rs. In lakhs)	LSGD RR charges (Rs in Lakhs)	Amount including LSGD RR charges (Rs. In lakhs)	Total connection benefitted through the scheme	Total cost for the scheme excluding LSGD RR charges (Rs. In lakhs)	Total cost for the scheme including LSGD RR charges (Rs. In lakhs)	Cost per FHTC excluding LSGD RR charges (Rs)	Cost per FHTC including RR charges (Rs.)	Remarks
1	CWSS to Pulpally and Mullankolly - providing Functional Household Tap Connections in Mullankolly GP	Mullankolly	4600		4600	4491.94	818.06	5310.00	4600.00	4491.94	5310.00	97651	115435	
2	JJM CWSS to AMBALAVAYAL, NENMENI, POOTHADY and PULPALLY GP Ph2	Ambalavayal	6468		6468	6915.95	584.05	7500.00	24596.00	18662.49	21055.00	75876	85603	
		Nenmeni	6547		6547	3244.93	715.07	3960.00						
		Poothady	5948		5948	4721.22	678.78	5400.00						
		Pulpally	5633		5633	3780.39	414.61	4195.00						
3	JAL JEEVAN MISSION-CWSS TO SULTHANBATHERY, NOOLPUZHA AND MUTTIL SCHEME- PHASE III -	Noolpuzha	4969		4969	1337.17	209.83	1547.00	13352.00	5943.32	6636.00	44513	49700	
		Muttill	8383		8383	4606.15	482.85	5089.00						

*V*  
**VENKATESAPATHY S. IAS**  
 Managing Director  
 Kerala Water Authority  
 Thiruvananthapuram



	<b>Total</b>	<b>42548</b>	<b>0</b>	<b>42548</b>	<b>29098</b>	<b>3903</b>	<b>33001</b>	<b>42548</b>	<b>29098</b>	<b>33001</b>	<b>68388</b>	<b>77562</b>	
--	--------------	--------------	----------	--------------	--------------	-------------	--------------	--------------	--------------	--------------	--------------	--------------	--

**xiii) Kannur District**

Sl. No.	Name of scheme	Name of Panchayat	New FHTC Proposal (Nos)	Extg conn. benefitted through the scheme (improving service level of extg conn. to make functional)	Total connections benefitted including existing connection (Nos)	Amount excluding LSGD RR charges (Rs. In lakhs)	LSGD RR charges (Rs in Lakhs)	Amount including LSGD RR charges (Rs. In lakhs)	Total connection benefitted through the scheme	Total cost for the scheme excluding LSGD RR charges (Rs. In lakhs)	Total cost for the scheme including LSGD RR charges (Rs. In lakhs)	Cost per FHTC excluding LSGD RR charges (Rs)	Cost per FHTC including RR charges (Rs.)	Remarks
1	JJM - WSS to Alakkode and adjoining Panchayaths	Payyavoor	5895	59	5954	9776.19	613.73	10389.92	51492.00	76770.01	81589.51	149091	158451	The scheme covers 7 hilly panchayaths having undulating terrain . The level of land varies from 40m MSL to 650m MSL and there is multiple boosting stations for all panchayats. Total area of the scheme is 567.41 sq. km with a population density less than 330/ sq.km . This caused increase in distribution line length of the scheme which inturn caused overall increase in per FHTC cost of the scheme.
		Eruvessi	4956	23	4979	8218.96	515.97	8734.93						
		Naduvil	9649	101	9750	16001.77	1004.57	17006.34						
		Alakkode	9655	1656	11311	16011.72	1005.19	17016.91						
		Udayagiri	3845	942	4787	6376.49	400.31	6776.80						
		Peringome-Vayakkara	5582	1174	6756	9257.11	581.15	9838.26						
		Cherupuzha	6710	1245	7955	11127.77	698.58	11826.35						
2	JJM - WSS to Peravoor and adjoining Panchayaths	Peravoor	5295	50	5345	5591.05	1130.24	6721.29	32370.00	30670.00	36870.00	94748	120215	
		Muzhakunnu	4999	96	5095	5278.50	1067.06	6345.56						
		kolayad	3785	1078	4863	3996.62	807.93	4804.55						
		chittanparamba	5950	0	5950	6282.67	1270.05	7552.72						

**KENKATESAPATHY S. IAS**  
 Managing Director  
 Kerala Water Authority  
 Thiruvananthapuram





		Aralam	4396	2088	6484	4641.79	938.35	5580.14						
		Ayyankunnu	4621	12	4633	4879.37	986.37	5865.74						
3	Jal Jeevan Mission- WSS to Pattuvam and Adjoining villages Phase II	Chapparappada vu	4808		4808	5675.00	500.00	6175.00	4808.00	5675.00	6175.00	118032	128432	The topography is highly undulating and the households are highly scattered. The estimate includes 3nos of OHSR, booster station, pumping main, 6.28kms of gravity main and distribution system. All the major roads are BM&BC.
4	JJM - WSS to Thrippangottur, Kunnothuparamba, New mahe, Chokli and Mangattidam panchayaths	Kunnothuparamba	7046	1990	9036	7878.00	3029.00	10907.00	33085.00	33698.00	48642.00	101853	147021	The scheme covers 5 panchayaths having undulating terrain. The level of land varies from 10m MSL to 540m MSL and there is multiple boosting stations for Thrippangottur panchayat. There is 50Km line gravity main in addition to 750Km long distribution system in 5 panchayaths. All these reasons caused increase in per FHTC cost.
		New Mahe	2534	624	3158	2833.00	1020.00	3853.00						
		Chokli	6211	13	6224	6944.00	3329.00	10273.00						
		Mangattidam	7706	146	7852	8616.00	2730.00	11346.00						
		Thrippangottur	6643	172	6815	7427.00	4836.00	12263.00						
5	JJM WSS to Mattanur, Irity and adjoining Panchayaths - Phase III	Payam	5639		5639	6522.00	2729.00	9251.00	5639.00	6522.00	9251.00	115659	164054	Payam Panchayath is having highly undulating terrain with thinly scattered population. 2 stage boosting is proposed to cover elevated areas. All these caused increase in per FHTC cost.
6	JJM - WSS to Keezhallur Pt. - Ph2	Keezhallur	2928	987	3915	5007.00	3662.00	8669.00	3915.00	5007.00	8669.00	127893	221430	Keezhallur panchayath is having highly undulating terrain with thinly scattered population. Booster pump houses proposed at two locations for elevated areas of the panchayath. All these caused increase in project cost and per FHTC cost of the scheme.

  
**VENKATESAPATHY S. IAS**  
 Managing Director  
 Kuvva Water Authority  
 Thiruvananthapuram



7	JJM WSS to Ulikkal Panchayath	ulikal	8919	3237	12156	12400.00	2500.00	14900.00	12156.00	12400.00	14900.00	102007	122573	Supply level in the existing 3237 FHTC given by Jalandhi is poor during summer season hence provision for augmenting the same by bulk supply from this scheme is also included in the proposal. The terrain of panchayath is highly undulating and population is scattered. This necessiated total distribution system of 397Kms. In the new proposal the demand is met from two sources and production components like WTP, three stages of pumping, booster station, gravity main and GL tanks are included. Due to these factors, high per FHTC cost.
<b>TOTAL</b>			<b>127772</b>	<b>15693</b>	<b>143465</b>	<b>170742.01</b>	<b>35354.50</b>	<b>206096.51</b>	<b>143465</b>	<b>170742.01</b>	<b>206096.51</b>	<b>119013</b>	<b>143656</b>	

**xiv) Kasargod District**

Sl. No.	Name of scheme	Name of Panchayat	New FHTC Proposal (Nos)	Extg conn. benefitted through the scheme (improving service level of extg conn. to make functional)	Total connections benefitted including existing connection (Nos)	Amount excluding LSGD RR charges (Rs. In lakhs)	LSGD RR charges (Rs in Lakhs)	Amount including LSGD RR charges (Rs. In lakhs)	Total connection benefitted through the scheme	Total cost for the scheme excluding LSGD RR charges (Rs. In lakhs)	Total cost for the scheme including LSGD RR charges (Rs. In lakhs)	Cost per FHTC excluding LSGD RR charges (Rs)	Cost per FHTC including RR charges (Rs.)	Remarks
<b>KWA Proposals</b>														
1	RWSS to Maloth and Balal Phase III	Balal	3560	620	4180	4412.00	1134.00	5546.00	4180.00	4412.00	5546.00	105550	132679	The area is highly undulating with thinly scattered population. Vastness along with presence of scattered population caused increase in length of distribution system.

**VENKATESAPATHY S IAS**  
 Managing Director  
 Kerala Water Authority  
 Thiruvananthapuram



														Hence high per FHTC cost.
2	JJM - WSS to Kallar, Panathady pts and Karivedakam Village in Kuttikol Panchayath	Kuttikol	3692	209	3901	4693.44	405.00	5098.44	11991.00	14209.99	15396.99	118505	128405	This scheme covers 2 hilly panchayaths namely Kallar, Panathady and Karivedakam village of Kuttikol panchayath. Total area of the scheme is 162.68Sq. Km and population density less than 325/Sq. Km. This has caused increase in cost of distribution system. In addition to this multy level booster stations are reqd for covering elevated areas. In order to ensure source adequacy 3m height weir is proposed across the river Payaswani. Due to these factors high per FHTC cost.
		Kallar	3379	57	3436	4295.54	374.00	4669.54						
		Panathady	4107	547	4654	5221.01	408.00	5629.01						
3	JJM - WSS to Karaduka, Kumbadege and Delampady Panchayaths	Karaduka	3586	959	4545	5518.21	784.00	6302.21	12193.00	15559.00	17569.00	127606	144091	Scheme covers 3 panchayaths Karadka, Kumbadaje and Delampady having highly undulating terrain. Total area of the scheme is 122.1Sq. Km and population density around 480/ Sq.km. Most part of the scheme area are thinly populated. To ensure source adequacy a 4m high weir is proposed across the river Payaswani. Due to these factors high per FHTC cost..
		Kumbadaje	2867	114	2981	4411.79	740.00	5151.79						
		Delampady	3658	1009	4667	5629.00	486.00	6115.00						
4	JJM - WSS to KinannorKarinthalam Panchayaths	KinannorKarinthalam	4779	2733	7512	8466.00	1003.00	9469.00	7512.00	8466.00	9469.00	112700	126052	The panchayath is having highly undulating terrain and scattered population with population density around 250/Sq. Km. This scheme is independantly for this panchayath. Cost of production components also added to the project cost. Hence increase in per FHTC cost.
<b>KWA Proposals Total</b>			<b>29628</b>	<b>6248</b>	<b>35876</b>	<b>42647</b>	<b>5334</b>	<b>47981</b>	<b>35876</b>	<b>42647</b>	<b>47981</b>	<b>118873</b>	<b>133741</b>	
<b>JALANIDHI PROPOSALS</b>														

*VENKATESAPATHY S. IAS*  
 Managing Director  
 Kerala Water Authority  
 Thiruvananthapuram



1	East Eleri BWSS	East Eleri	3157		3157	2474.00	0.00	2474.00	3157.00	2474.00	2474.00	78366	78366
2	Bellur LWSS	Bellur	1070		1070	727.40	0.00	727.40	1070.00	727.40	727.40	67981	67981
	<b>JALANIDHI PROPOSALS - TOTAL</b>		<b>4227</b>	<b>0</b>	<b>4227</b>	<b>3201.40</b>	<b>0.00</b>	<b>3201.40</b>	<b>4227.00</b>	<b>3201.40</b>	<b>3201.40</b>	<b>75737</b>	<b>75737</b>

  
**VENKATESAPATHY S. IAS**  
 Managing Director  
 Kerala Water Authority  
 Thiruvananthapuram



B) New SVS Proposals

1) Kollam District

Sl.No.	Name of scheme	Name of Panchayat	New FHTC No	Amount without LSGD Road restoration charges (Rs in Lakhs)	LSGD Road Restoration charges (Rs in Lakhs)	Amount including LSGD road restoration charges (Rs. In lakhs)	Cost per connection without LSGD Road restoration charges (Rs)	Cost per connection including Road restoration charges (Rs)
<b>JALANIDHI PROPOSALS</b>								
1	ChavaraPanmana Tsunami Rehabilitation Scheme	Chavara	1781	432.90	0.00	432.90	24307	24307
<b>JALANIDHI PROPOSALS- TOTAL</b>			<b>1781</b>	<b>432.90</b>	<b>0.00</b>	<b>432.90</b>	<b>24307</b>	<b>24307</b>

2) Idukki District

Sl.No.	Name of scheme	Name of Panchayat	New FHTC No	Extg conn. benefitted through the scheme (improving service level of extg conn. to make functional)	Total connections benefitted through the scheme	Amount without LSGD Road restoration charges (Rs in Lakhs)	LSGD Road Restoration charges (Rs in Lakhs)	Amount including LSGD road restoration charges (Rs. In lakhs)	Cost per connection without LSGD Road restoration charges (Rs)	Cost per connection including Road restoration charges (Rs)
<b>JALANIDHI PROPOSALS</b>					0					
1	Large Water Supply Scheme Village - Mannamkandam	Adimaly	300		300	50.34	22.00	72.34	16780	24113
2	6 Small Water Supply Scheme with Open well as source Village - Konnathadi	Konnathadi	400	83	483	192.60	4.40	197.00	39876	40787
<b>JALANIDHI PROPOSALS- TOTAL</b>			<b>700</b>	<b>83</b>	<b>783</b>	<b>242.94</b>	<b>26.40</b>	<b>269.34</b>	<b>31027</b>	<b>34398</b>

  
**VENKATESAPATHY S. IAS**  
 Managing Director  
 Kerala State Authority  
 Thiruvananthapuram



3) Ernakulam District

Sl.No.	Name of scheme	Name of Panchayat	New FHTC No	Extg conn. benefitted through the scheme (improving service level of extg conn. to make functional)	Total connections benefitted through the scheme	Amount without LSGD Road restoration charges (Rs in Lakhs)	LSGD Road Restoration charges (Rs in Lakhs)	Amount including LSGD road restoration charges (Rs. In lakhs)	Cost per connection without LSGD Road restoration charges (Rs)	Cost per connection including Road restoration charges (Rs)
1	JJM Providing FHTCs in Mulavukadu Panchayath Ph 2.	Mulavukadu	1128	0	1128	229	0	229	20301	20301
		<b>TOTAL</b>	<b>1128</b>	<b>0</b>	<b>1128</b>	<b>229</b>	<b>0</b>	<b>229</b>	<b>20301</b>	<b>20301</b>

4) Thrissur District

Sl.No.	Name of scheme	Name of Panchayat	New FHTC No	Amount without LSGD Road restoration charges (Rs in Lakhs)	LSGD Road Restoration charges (Rs in Lakhs)	Amount including LSGD road restoration charges (Rs. In lakhs)	Cost per connection without LSGD Road restoration charges (Rs)	Cost per connection including Road restoration charges (Rs)	Remarks
1	JAL JEEVAN MISSION WSS to Kadar Colony at Vachumaram in Athirappilly Panchayath	Athirappilly	46	73	15	88	135856	154054	Scattered tribal colonies in forest area, need individual schemes for each colony .. Many colonies exists in highly undulating terrain and remote locatios and no proper road. Multilevel pumping is needed in some colonies
2	JAL JEEVAN MISSION Water Supply Scheme to AdichiliThotti Tribal colony in Athirappilly Grama panchayath	Athirappilly	99	80	15	95			

  
**VENKATESAPATHY S IAS**  
 Managing Director  
 Kerala Water Authority  
 Thiruvananthapuram



3	JAL JEEVAN MISSION Water Supply Scheme to Thavalakuzhipara Tribal colony in Athirappilly Grama panchayath	Athirappilly	46	61	15	76			
4	JAL JEEVAN MISSION Water Supply Scheme to Mukkumpuzha Tribal colony in Athirappilly Grama panchayath	Athirappilly	20	41	8	49			
5	JAL JEEVAN MISSION Water Supply Scheme to Sholayar Kadar colony in Athirappilly Grama panchayath	Athirappilly	24	34	8	42			
6	JAL JEEVAN MISSION Water Supply Scheme to Pokalappara ST colony in Athirappilly Grama panchayath	Athirappilly	31	62	10	72			
7	JJM water Supply scheme to Pandaranppara colony in Athirappilly panchayath	Athirappilly	8	7	5	12			
8	JJM - Athirappilly Grama Pt - Water Supply scheme to Pillappara Malayan Colony in Athirappilly panchayath	Athirappilly	60	90	12	102			
9	JJM - 2021-22 - Athirappilly Grama Pt - Water Supply scheme to Perumpara Kadar Colony in Athirappilly panchayath	Athirappilly	72	59	8	67			
10	JJM - Water Supply scheme to Arekkappu (Mannan & Veeran) Colony in Athirappilly panchayath	Athirappilly	61	193	0	193			



11	JJM - Athirappilly Grama Pt - Water Supply scheme to Vettivittakadu (Mannan) Colony in Athirappilly panchayath	Athirappilly	13	29	0	29			
12	JJM - Water Supply scheme to Vazhachal ST Colony in Athirappilly panchayath	Athirappilly	75	25	5	30			
<b>Total</b>			<b>555</b>	<b>754</b>	<b>101</b>	<b>855</b>	135856	154054	

5) Palakkad District

Sl. No.	Name of scheme	Name of Panchayat	New FHTC Proposal (Nos)	Amount excluding LSGD RR charges (Rs. In lakhs)	LSGD RR charges (Rs in Lakhs)	Amount including LSGD RR charges (Rs. In lakhs)	Cost per FHTC excluding LSGD RR charges (Rs)	Cost per FHTC including RR charges (Rs.)	Remarks
1	JJM 2021-22 Laying distribution and Providing FHTCs in in Nellyampathy Panchayat in Palakkad District	Nellyampathy	1567	1419	441	1860	90555	118698	Nellyambathy is hilly terrain. Almost all the areas of the Panchayath is under the ownership of various Estate management. Most of the people are working in the estate and residing in the quarters provided by the management. These quarters are located in scattered manner at different areas.Hence individual Mini Water Supply Schemes is proposed for covering the entire Panchayath area. In some wards normal vehicles can not be used for carrying materials and manpower for executing the work.
2	JJM 2021-22 Providing water supply scheme to various colonies at PARAMBIKULAM in ward no. XI of Muthalamada grama panchayath	Muthalamada	598	630	0	630	105351	105351	EventhoughParambikulam area (Ward 11) is in Muthalamada Panchayath, there is no road route from Muthalamada to Parambikulam. Only available route to reach that area is through Tamilnadu. The tribal colonies in the Parambikulam ward are located in different locations inside the forest. The available perennial sources are also (6 km) far away from these colonies. Only individual schemes are possible in these colonies inside the forest. Hence the FHTC cost increased.





	<b>TOTAL</b>		2165	2049	441	2490	94642	115012					
--	--------------	--	------	------	-----	------	-------	--------	--	--	--	--	--

6) Malappuram District

Sl. No.	Name of scheme	Name of Panchayat	New FHTC Proposal (Nos)	Extg conn. benefited through the scheme (improving service level of extg conn. to make functional)	Total connections benefitted including existing connection (Nos)	Amount excluding LSGD RR charges (Rs. In lakhs)	LSGD RR charges (Rs in Lakhs)	Amount including LSGD RR charges (Rs. In lakhs)	Total connection benefitted through the scheme	Total cost for the scheme excluding LSGD RR charges (Rs. In lakhs)	Total cost for the scheme including LSGD RR charges (Rs. In lakhs)	Cost per FHTC excluding LSGD RR charges (Rs)	Cost per FHTC including RR charges (Rs.)
<b>JALANIDHI PROPOSALS</b>													
1	Rehabilitation of CholakunduJalanidhi Scheme	Parappur	695	560	1255	950.97	67.68	1018.65	4048	950.97	1018.65	23492	25164
2	Rehabilitation of ParappurJalanidhi Scheme		373	110	483								
3	Rehabilitation of Palani Jalanidhi Scheme		233	70	303								
4	Rehabilitation of KurikkalBazarJalanidhi Scheme		274	210	484								
5	Rehabilitation of Azad Nagar Jalanidhi Scheme		153	50	203								
6	Rehabilitation of ChenakkalKundadJalanidhi Scheme		353	40	393								
7	Rehabilitation of IllipulakkalAssaripadiJalanidhi Scheme		382	160	542								
8	Rehabilitation of MinistatiumJalanidhi Scheme		162	223	385								
<b>JALANIDHI PROPOSALS- TOTAL</b>			<b>2625</b>	<b>1423</b>	<b>4048</b>	<b>950.97</b>	<b>67.68</b>	<b>1018.65</b>	<b>4048</b>	<b>950.97</b>	<b>1018.65</b>	<b>23492</b>	<b>25164</b>



C) New Mini Solar based Water Supply Scheme

Sl.No.	Name of scheme	Name of Panchayat	FHTC No	Amount	Cost per connection
				(Rs in Lakhs)	(Rs)
1	JJM Mini water supply project- Providing water supply to Thenoor-Pakkulam SC colony at Peringamala Panchayath	Peringamala	8	9.7	121250
2	JJM Vithura Grama Panchayath - Providing Functional House hold Tap Connections in Njaraneeli ST Colony in manali ward of Vithura Grama Panchayath through Solar pump water supply scheme	Vithura	430	566.56	131758
<b>TOTAL</b>			<b>438</b>	<b>576.26</b>	<b>131566</b>

D) Revised Proposals (MVS)

i) Thiruvananthapuram District

Sl No	Name of Panchayat	Name of Scheme	SLSS C No	Proposals approved in previous SLSSC			Revised Proposal			Additional FHTC & Amount		Reason for excess/ Remarks
				FHTC Nos approved	Approved Amount (Rs in lakhs)	Cost per FHTC (Rs)	Revised FHTC Nos	Revised Amount excluding LSGD Road restoration charges (Rs in lakhs)	Cost per FHTC excludg LSGD Road restoration charges (Rs)	Additional new FHTC proposed	Additional Amount required (Rs in lakhs)	

  
**VENKATESAPATHY S. IAS**  
 Managing Director  
 Kerala Water Authority  
 Thiruvananthapuram



1	Aruvikkara	Water Supply to Aruvikkara, Vellanadu and Karakulam - Phase I	3	2438	1455	59680	2438	1506	61772	0	51	initially it was proposed for online boosting but now land has been made available and hence for equitable pressure distribution ,Additional sump cum pump house and elevated reservoirs required at two places to cover the whole scheme area. Also FHTCs in hilly area settlements in these Panchayats
	Karakulam	Water Supply to Aruvikkara, Vellanadu and Karakulam - Phase III	3	5673	3555	62665	5673	4215	74299	0	660	
	Vellanad	Water Supply to Aruvikkara, Vellanadu and Karakulam - Part II. - Vellanadu	3	4966	3070	61820	4966	3694	74386	0	624	
2	Villapil	RWSS to VilappilPahse II	1	3516	2045	58163	3516	2250	63993	0	205	Tendered but no offers received hence DSR 2018 Revision
3	Vithura	CWSS to Vithura, Tholicode Phase II	1	6156	677	10997	6156	725	11777	0	48	Tendered but no offers received hence DSR 2018 Revision
4	Tholicode	CWSS to Vithura, Tholicode Phase II	1	8121	756	9309	8121	877.2	10802	0	121.2	Tendered but no offers received hence DSR 2018 Revision
5	Nanniyode	CWSS to anadu, Kurupuzha, Palode Phase II	1	4450	468	10517	4450	562.5	12640	0	94.5	Tendered but no offers received hence DSR 2018 Revision
6	Aryanad	RWSS to Aryanad, Enchapuri&Puruthipara & WSS to Theviyarkunnu Phase II	1	2800	583.95	20855	2800	705.5	25196	0	121.55	Tendered but no offers received hence DSR 2018 Revision
7	Kollayil	Kollayil and Perumkadavila Grama Panchayaths - providing pipeline extension and providing FHTC	3	5532	3443	62238	8137	4763	58535	2605	1320	increase in no of FHTCS identified while updation
<b>Total</b>				<b>43652</b>	<b>16052.95</b>	<b>36775</b>	<b>46257</b>	<b>19298.2</b>	<b>41720</b>	<b>2605</b>	<b>3245.25</b>	

ii) **Kollam District**

SI No	Name of Panchayat	Name of Scheme	SLSS C No	Proposals approved in previous SLSSC	Revised Proposal	Additional FHTC & Amount	Reason for excess/ Remarks
-------	-------------------	----------------	-----------	--------------------------------------	------------------	--------------------------	----------------------------

  
**VENKATESAPATHY S. IAS**  
 Managing Director  
 Kerala Water Authority  
 Thiruvananthapuram



				FHTC Nos Approved	Approved Amount (Rs in lakhs)	Cost per FHTC (Rs)	Revised FHTC Nos	Extg conn. additionally benefitted through the schemes (improving service level of extg conn. to make functional)	Total connections benefitted through the scheme	Revised Amount (excluding LSGD Road restoration charges (Rs in lakhs)	Cost per FHTC excludg LSGD Road restoration charges (Rs)	Additional new FHTC proposed	Additional Amount required (Rs in lakhs)	
1	Kareepra	RWSS to Kareepra Ph II	1	5858	2,936.00	50119	5858	2140	7998	3777.20	47227	0	841.20	-Initially land was not available for tank but now panchayath has made available land .Hence revised the estimate amount incorporating tank construction and accordingly pumping main also .Hence the additional amount.
2	Pavithreswaram	ARWSS to Kulakkada&Pavithreswaram Pts Phase II	1	7670	3324	43338	7670	1070	8740	3567.94	40823	0	243.94	Tendered but no offers received hence DSR 2018 Revision
3	Thekkumbhagom	CWSS to ThevalakaraThekkumbhagom Ph2 & RWSS to Thevalakkara Ph II	1	2388	1,180.18	49421	2,388		2388	1280.00	53601	0	99.82	- Increase in road restoration charge &Revision to 2018 SoR.
4	Eroor	Water Supply scheme to Eroor Panchayath Ph2	1	8086	1947	24079	8086	721	8807	6236.00	70807	0	4289.00	CARWSS to Kulathupuzha and adjoining panchayaths' is the parent scheme feeding Eroor GP at present. The scheme covers four GPs namely Eroor, Ittiva, Alayamon and Kulathupuzha and has a capacity of 10.53 MLD designed with a supply level of 40 lpcd. . Cost of augmenting the parent scheme to ensure the sufficient quantity and regularity of water supply in Eroor Panchayat is prohibitively high and a new source at Kallada River has been taken up.
5	Mylom	WSS to Pattazhy, Pattazhy, vadakkekara, Mylom&Thalavoor Pt Ph3	1	9102	1602.1	17602	9102		9102	1902.10	20898	0	300.00	Tender excess & additional amount for PWD road restoration



6	Kummil	CARWSS to Kulathupuzha & adj villages Phase III	1	5580	2025.8	36305	5580		5580	2213.30	39665	0	187.50	Tendered but no offers received hence DSR 2018 Revision
7	Chithara	CWSS to Chithara & adj pts-Phase II	1	9111	2643	29009	9111		9111	2700.40	29639	0	57.40	Tendered but no offers received hence DSR 2018 Revision
		<b>Total</b>		<b>47795</b>	<b>15658.1</b>	<b>32761</b>	<b>47795</b>	<b>3931</b>	<b>51726</b>	<b>21676.94</b>	<b>41907</b>	<b>0</b>	<b>6018.86</b>	

iii) **Pathanamthitta District**

Sl No	Name of Panchayat	Name of Scheme	SLSS C No	Proposals approved in previous SLSSC			Revised Proposal					Additional FHTC & Amount		Reason for excess/ Remarks
				FHTC Nos Approved	Approved Amount (Rs in lakhs)	Cost per FHTC (Rs)	Revised FHTC Nos	Extg conn. additionally benefitted through the schemes (improving service level of extg conn. to make functional)	Total connections benefitted through the scheme	Revised Amount (excluding LSGD Road restoration charges (Rs in lakhs)	Cost per FHTC excludg LSGD Road restoration charges (Rs)	Additional new FHTC proposed	Additional Amount required (Rs in lakhs)	
1	Ranni-Perunadu	WSS to Perinad and Athikayam villages	2	1800	699.82	38879	1800		1800	736.98	40943	0	37.16	Tendered but no offers received hence DSR 2018 Revision
2	Kozhencherry	WSS to Kozhencherry	3	2502	1175.00	46962	2502	1955	4457	2112.06	47387	0	937.06	Rate revision & inclusion of additional 52 km dist: lines. Panchayath req used to replace the smaller diameter pipes proposed to be utilised in the original AS.

  
**VENKATESAPATHY S. IAS**  
 Managing Director  
 Kerala Water Authority  
 Thiruvananthapuram



3	RanniPerunadu	WSS to Perunadu&AthikkayamVilleges in Pathanamthitta District	3	2838	1266.00	44609	2838		2838	2230.00	78576	0	964.00	Rate revision & inclusion of additional 25 km dist. line.Provision for 9 nos MWSS with bore well sources added to cover the isolated elevated colonies.
4	Cherukole	WSS to Cherukole, Naranganam&Ranni (part) Panchayats	3	3456	2577.17	74571	3456	230	3686	3473.76	94242	0	896.59	
5	Naranganam	WSS to Cherukole, Naranganam&Ranni (part) Panchayats	3	4809	3586.12	74571	4809	977	5786	4833.71	83541	0	1247.59	Rate revision and PWD road restoration charges increased
6	Ranni	WSS to Cherukole, Naranganam&Ranni (part) Panchayats	3	650	484.71	74571	650	100	750	653.34	87112	0	168.63	
7	Vechoolira	JJM - WSS to Vechoolira-Naranamozhi	3	4586	4871.37	106223	4586	2100	6686	6092.47	91123	0	1221.10	Rate revision and inclusion of additional components sanctioned under state plan which couldnot be arranged due to non-participation in Tenders completion of these components is essential for the implementation of JJM scheme.
8	Naranamoozhi	Augmentation of WSS to Vechoolira	3	350	335.82	95949	350	200	550	452.03	82187	0	116.21	Rate revision and increased PWD road cutting charges
9	Naranamoozhi	Augmentation of WSS to Adichipuzha	3	1130	1100.14	97358	1130	378	1508	1529.14	101402	0	429.00	
10	Ranni-Perunad	WSS to Adichipuzha	3	500	486.79	97358	500		500	676.61	135322	0	189.82	Rate revision and increased PWD road cutting charges
11	Chittar	WSS to Chittar Ph 2	3	4159	4100.70	98598	4159	1441	5600	5774.38	103114	0	1673.68	Rate revision & inclusion of additional 23 km dist. line to provide on both sides of new BMBC road

  
**VENKATESAPATHY S. IAS**  
 Managing Director  
 Kerala Water Authority  
 Thiruvananthapuram



12	Ayroor	RWSS to AyroorKanjeettukara	3	3178	903.00	28414	3178	2701	5879	1072.45	18242	0	169.45	Rate revision , Desilting of well, Raw water pump set additionally included
13	Ezhumattoor	RWSS to Ezhumattoor	3	5394	4220.00	78235	5394	704	6098	4352.53	71376	0	132.53	Rate revision
14	Thottapuzhassery	RWSS to Thottapuzhassery	3	3103	2844.00	91653	3103	1477	4580	3001.95	65545	0	157.95	Rate revision
15	Eraviperroor	RWSS to Eraviperroor	3	6692	4951.00	73984	6692	2097	8789	4992.87	56808	0	41.87	Rate revision
16	Pallickal	JJM - WSS to Kadambanadu&Pallickal Panchayats	3	1009	111.74	11074	1009		1009	674.18	66817	0	562.44	Rate revision & inclusion of additional 20 km dist: line in the original proposal amount for providing FHTCs was included .Pthsdemaded to provide higher size distribution lines for replacing smaller dia pipes.
17	Pallickal	JJM - CWSS to Pallickal Panchayath	3	8291	9209.00	111072	8291	1506	9797	9926.00	101317	0	717.00	Rate revision and increased PWD road cutting charges while preparation of detailed estimates.
<b>Total</b>				<b>54447</b>	<b>42922.38</b>	<b>78833</b>	<b>54447</b>	<b>15866</b>	<b>70313</b>	<b>52584.46</b>	<b>74786</b>	<b>0</b>	<b>9662.08</b>	

iv) **Kottayam District**

Sl No	Name of Panchayat	Name of Scheme	SLSS C No	Proposals approved in previous SLSSC			Revised Proposal					Additional FHTC & Amount		Reason for excess/ Remarks
				FHTC Nos Approved	Approved Amount (Rs in lakhs)	Cost per FHTC (Rs)	Revised FHTC Nos	Extg conn. additionally benefitted through the schemes (improving service level of extg conn. to make functional)	Total connections benefitted through the scheme	Revised Amount (excluding LSGD Road restoration charges (Rs in lakhs)	Cost per FHTC excludg LSGD Road restoration charges (Rs)	Additional new FHTC proposed	Additional Amount required (Rs in lakhs)	

  
**VENKATESAPATHY S. IAS**  
 Managing Director  
 Kerala Water Authority  
 Thiruvananthapuram



1	Chirakkadavu	RWSS to Kanjirappally, Elikkulam and Chirakkadavu P1s-Ph II	1	2600	1539.00	59192	2600		2600	1688.00	64923	0	149.00	Tendered but no offers received hence DSR 2018 Revision
2	Vellavoor	CWSS to manimala and adjoining villages ph 2	1	3500	2637.00	75343	3500		3500	3392.00	96914	0	755.00	Tendered but no offers received hence DSR 2018 Revision. Due to many narrow panchayath roads/foot paths, forced to maintain the quantity of PVC & GI pipelines considerably. Many additional lines were also added as per the request from the panchayath .
3	Vazhoor	CWSS to manimala and adjoining villages ph 2	1	3800	2657.00	69921	3800		3800	3090.00	81316	0	433.00	Tendered but no offers received hence DSR 2018 Revision and in addition to this, distribution lines are proposed for both sides of PWD/NH Roads.PVC pipes are maintained along important NH roads as rider considering the ease of repair.Provision for street main extensions are also provided which resulted in increase of amount.
4	Erumely	WSS to Erumeli - Ph II	2	10500	4935.00	47000	10500		10500	5885.00	56048	0	950.00	Rate increase due to DSR 2018 rate revisions. Due to many narrow panachayath roads/foot paths, forced to maintain the quantity of PVC & GI pipelines considerably.The design was made initially as per the surveys made before 2011. Now as per many site visits and meetings with panchayath authorities , many new roads and lines were added to giving FHTCs to those areas.

  
**VENKATESAPATHY S. IAS**  
 Managing Director  
 Kerala Water Authority  
 - Irvananthapuram





5	Manarcadu	Kottayam Sub Project	2	5481	2572.00	46926	5481		5481	3542.00	64623	0	970.00	Tendered but no offers received hence DSR 2018 Revision excluded while issuing TS, for starting the work revised AS including RR amount to be obtained
6	Akalakkunnam	WSS to Akalakkunnam Panchayath	2	5000	2350.00	47000	5000		5000	4562.00	91240	0	2212.00	Tendered but no offers received hence DSR 2018 Revision and increase in length of distribution length for full coverage of HH
<b>Total</b>				<b>30881</b>	<b>16690</b>	<b>54046</b>	<b>30881</b>	<b>0</b>	<b>30881</b>	<b>22159.00</b>	<b>71756</b>	<b>0</b>	<b>5469.00</b>	

## v) Alappuzha District

SI No	Name of Panchayat	Name of Scheme	SLSS C No	Proposals approved in previous SLSSC			Revised Proposal					Additional FHTC & Amount		Reason for excess/ Remarks
				FHTC Nos Approved	Approved Amount (Rs in lakhs)	Cost per FHTC (Rs)	Revised FHTC Nos	Extg conn. additionally benefitted through the schemes (improving service level of extg conn. to make functional)	Total connections benefitted through the scheme	Revised Amount (excluding LSGD Road restoration charges (Rs in lakhs)	Cost per FHTC excludg LSGD Road restoration charges (Rs)	Additional new FHTC proposed	Additional Amount required (Rs in lakhs)	
1	Muthukulam	RWSS to Muthukulam Ph2	1	1656	202.6	12234	1656		1656	242.60	14650	0	40.00	Additional length of pipe required for giving water connection as per site condition. Also tender excess.
2	Kandallur	RWSS to Kandallur Ph2	1	869	115	13234	869		869	133.00	15305	0	18.00	Additional length of pipe required for giving water connection as per site condition. Also tender excess.
3	Thekkekara	ARWSS to Bharanikkavu and adjoining Panchayaths Phase II	1	9842	3098.36	31481	9842		9842	3482.20	35381	0	383.84	Approved in the First SLSSC. The work was tendered three times and received single tender with high quote. Hence tender was not finalised. Rates revised as per DSR 2018.

  
**VENKATESAPATHY S. IAS**  
 Managing Director  
 Kerala Water Authority  
 Thiruvananthapuram



4	Thuravoor	Cherthala JICA assisted KWSP	1	2352	316	13435	2352		2352	503.58	21411	0	187.58	At present Thuravoor & Kuthiyathode Panchayaths are having single OHSR. AS for 100% FHTC saturation by retrofitting obtained in 1st SLSSC for both Panchayaths and the work is nearing completion. Now at tail ends of the distribution network water shortage reported - less than 55 lpcd in certain area. This proposal is for isolating distribution network of Thuravoor and Kuthiyathode Panchayat.
<b>TOTAL</b>				<b>14719</b>	<b>3731.96</b>	<b>25355</b>	<b>14719</b>	<b>0</b>	<b>14719</b>	<b>4361.38</b>	<b>29631</b>	<b>0</b>	<b>629.42</b>	

vi) Idukki District

SI No	Name of Panchayat	Name of Scheme	SLSS C No	Proposals approved in previous SLSSC			Revised Proposal					Additional FHTC & Amount		Reason for excess/ Remarks
				FHTC Nos Approved	Approved Amount (Rs in lakhs)	Cost per FHTC (Rs)	Revised FHTC Nos	Extg conn. additionally benefitted through the schemes (improving service level of extg conn. to make functional)	Total connections benefitted through the scheme	Revised Amount (excluding LSGD Road restoration charges (Rs in lakhs)	Cost per FHTC excludg LSGD Road restoration charges (Rs)	Additional new FHTC proposed	Additional Amount required (Rs in lakhs)	
1	Alakkode	CARWSS to Alakkode and adjoining villages	1	1366	180.6	13221	1366		1366	206.00	15081	0	25.40	Tendered several times and global tender invited, no response. Rate revision as per DSR 2018.
2	Udumbanoor	CARWSS to Alakkode and adjoining villages Phase II	1	2694	409.1	15186	2694		2694	578.00	21455	0	168.90	Tendered several times and global tender invited, no response. Rate revision as per DSR 2018.

VENKATESAPATIL S. LAL  
Managing Director  
Kerala Water Services  
Thiruvananthapuram



3	Vannappuram	RWSS to Annappuram Phase II	1	2966	414.3	13968	2966		2966	519.00	17498	0	104.70	Tendered several times and global tender invited, no response. Rate revision as per DSR 2018.
4	Kokkayar	CARWSS to Elappara and adjoining villages	1	100	11.41	11410	100		100	11.68	11680	0	0.27	Tendered several times and global tender invited, no response. Rate revision as per DSR 2018.
5	Chakkupallom	RWSS to Chakkupallom Phase II	1	300	63.05	21017	300		300	70.95	23650	0	7.90	Tendered several times and even global tender invited, no response. Rate revision as per DSR 2018.
6	Upputhara	CARWSS to Elappara & adjoining villages - Extension of pipe line	2	130	60	46154	130		130	68.20	52462	0	8.20	Tendered several times and global tender invited, no response. Rate revision as per DSR 2018.
7	Peruvanthanam	CARWSS to Elappara and adjoining villages phase II	1	350	67.73	19351	350		350	79.37	22677	0	11.64	Tendered several times and global tender invited, no response. Rate revision as per DSR 2018.
		<b>Total</b>		<b>7906</b>	<b>1206.19</b>	<b>15257</b>	<b>7906</b>	<b>0</b>	<b>7906</b>	<b>1533.20</b>	<b>19393</b>	<b>0</b>	<b>327.01</b>	

vii) **Ernakulam District**

Sl No	Name of Panchayat	Name of Scheme	SLSS C No	Proposals approved in previous SLSSC			Revised Proposal					Additional FHTC & Amount		Reason for excess/ Remarks
				FHTC Nos Approved	Approved Amount (Rs in lakhs)	Cost per FHTC (Rs)	Revised FHTC Nos	Extg conn. additionally benefitted through the schemes (improving service level of extg conn. to make functional)	Total connections benefitted through the scheme	Revised Amount (excluding LSGD Road restoration charges (Rs in lakhs)	Cost per FHTC excludg LSGD Road restoration charges (Rs)	Additional new FHTC proposed	Additional Amount required (Rs in lakhs)	
1	Pothanikkad	WSS to Pothanikad and Pallarimangalam Panchayat in Ernakulam district	3	661	722.68	109331	861		861	743.00	86295	200	20.32	cost for providing additional FHTC

  
**VENKATESAPATHY S. IYER**  
 Managing Director  
 Kerala Water Authority  
 Thiruvananthapuram



2	Paingottur	WSS to Paingottur Panchayath in Emakulam District	3	2991	1724	57640	2991	300	3291	1974.00	59982	0	250.00	Additional distribution mains to be provided for a length of 7400m for the full coverage
3	Manjalloor	JJM- Providing FHTC to Rural House Holds of Manjalloor Pt. - Phase 1 (AS Revision)	1	2300	544	23652	2393	2300	4693	1704.00	36309	93	1160.00	Old small size Gi pipe to be replaced.
4	Vengola	JJM -WSS to Vengola Pt	1	1500	186	12400	1500		1500	196.00	13067	0	10.00	Tender Excess and temporary road restoration charges
5	Sreemoolanagar	CWSS to Sreemoolanagar & Kanjoor panchayath	1	1648	162.1	9836	1648		1648	180.00	10922	0	17.90	Tender Excess & temporary road restoration charges.
6	Chenghamanad	JJM WSS to Chenghamanad Pt	1	1385	146.3	10563	1385		1385	155.00	11191	0	8.70	Tender Excess & temporary road restoration charges.
7	Rayamangalam	JJM- WSS to Rayamangalam Pt	1	1000	125	12500	1000		1000	130.00	13000	0	5.00	Tender Excess and temporary road restoration charges
		<b>Total</b>		<b>11485</b>	<b>3610.08</b>	<b>31433</b>	<b>11778</b>	<b>2600</b>	<b>14378</b>	<b>5082.00</b>	<b>35346</b>	<b>293</b>	<b>1471.92</b>	

viii) Thrissur District

SI No	Name of Panchayat	Name of Scheme	SLSS C No	Proposals approved in previous SLSSC			Revised Proposal					Additional FHTC & Amount		Reason for excess/ Remarks
				FHTC Nos Approved	Approved Amount (Rs in lakhs)	Cost per FHTC (Rs)	Revised FHTC Nos	Extg conn. additionally benefitted through the schemes (improving service level of extg conn. to make functional)	Total connections benefitted through the scheme	Revised Amount (excluding LSGD Road restoration charges (Rs in lakhs)	Cost per FHTC excludg LSGD Road restoration charges (Rs)	Additional new FHTC proposed	Additional Amount required (Rs in lakhs)	
1	Anthikkad	WSS to Chazhur, Thaniam, Anthikkad Pts.	2	2100	820	39048	2100		2100	920	43810	0	100	DSR 2018 revision And quantity improved to existing Connections.
2	Thaniam	WSS to Chazhur, Thaniam, Anthikkad Pts.	2	2350	1090	46383	2350		2350	1300	55319	0	210	DSR 2018 revision And quantity improved to existing Connections.



3	Chazhoor	WSS to Chazhur Tharlam, Antikkad Pts.	2	2000	760	39000	2000		2000	1000	50000	0	220	DSR 2018 revision And quantity improved to existing Connections.
4	S N Puram	WSS to NattikaFirka	2	3800	1572	41368	3800		3800	1700	44737	0	128	DSR 2018 revision And quantity improved to existing Connections.
5	Engandiyur	WSS to NattikaFirka	2	2750	670	24364	2750		2750	800	29091	0	130	DSR 2018 revision And quantity improved to existing Connections.
6	Cherpu	SPAN- Urakam and adjoining villages	1	3000	784.02	26134	3000		3000	1035.5	34517	0	251.48	DSR 2018 revision And quantity improved to existing Connections.
7	Karalam	KPCTA KaralamPadiyur	1	3666	311.85	8507	4466		4466	693.9	15537	800	382.05	DSR 2018 revision Addl road cutting charge and additional distribution network for complete coverage
8	Poomangalam	RDWS Kattur, PadiyurPoomangalam	1	1149	105.45	9178	1149		1149	403.8	35144	0	298.35	DSR 2018 revision Addl road cutting charge and distribution network for complete coverage.
9	Kattoor	RDWS Kattur, PadiyurPoomangalam	1	2074	176.85	8527	2774		2774	513.5	18511	700	336.65	DSR 2018 revision Addl road cutting charge and additional distribution network for complete coverage
10	Mattathur	RWSS to MattathurKadambedu, RWSS to Kavanadu, RWSS to Ananthapuram	1	2800	556	19857	2800		2800	1446	51643	0	890	DSR 2018 revision Addl road cutting charge and additional distribution network for complete coverage.
12	Kaipamangalam	WSS to NattikaFirka	2	3732	1327	35557	3732		3732	1500	40193	0	173	DSR 2018 revision And quantity improved to existing Connections.
13	Aloor	BWSS to EMHS Aloor, RWSS to Kallettumkara, RWSS to Porannamkunnu, RWSS to Aloorha2hekkad, RWSS to Kuzhikkattussery	1	1650	406	24606	1650		1650	475	28788	0	69	DSR 2018 revision And quantity improved to existing Connections.
14	Parappookkara	RWSS to Thottippal	1	200	70.15	35075	200		200	91.85	45925	0	21.7	DSR 2018 revision And quantity improved to existing Connections.
15	Padiyoor	KPCTA KaralamPadiyur	1	1279	115.85	9056	1279		1279	266.96	20873	0	151.11	DSR 2018 revision And quantity improved to existing Connections.
16	Kodakara	RWSS to Kodakara, RWSS to Pulipparakkunnu	1	1476	300	20325	1476		1476	340	23036	0	40	DSR 2018 revision And quantity improved to existing Connections.
17	Kodassery	BWSS to Chaiyankuzhy	1	10	2.4	24000	10		10	4.4	44000	0	2	Addl amount required for already arranged work for school and anganwadi
18	Pudukad	RWSS to Pudukk and Alppanagar, BWSS to Sooryagramam	1	1675	708	42269	1675		1675	738	44060	0	30	DSR 2018 revision And quantity improved to existing Connections.
19	Punnayurkulam	Jal Jeevan Mission Punnayurkulam Panchayat - Providing FHTCs from ongoing scheme (PRWSS) - Phase II (Ongoing Schemes-MVS)	1	3800	455.3	11982	3800		3800	562	14789	0	106.7	DSR 2018 revision And quantity improved to existing Connections. This proposal includes providing new distribution network (also in BMBC roads) for the whole area. Considering existing FHTCs that can also be benefited from the scheme.



20	Kadavallur	Jal Jeevan Mission- Kadavallur Panchayat - Providing FHTCs from ongoing Scheme (PRWSS) Phase II in Thrissur District	1	2800	535.48	19124	2800		2800	696	24857	0	160.52	DSR 2018 revision And quantity improve to existing Connections. This proposal includes providing new distribution network (also in BMBC roads) for the whole area. Considering existing FHTCs that can also be benefitted from the scheme.
21	Puthur	Jala Jeevan Mission Providing FHTC to Puthur Grama Panchayath	1	1000	245	24500	1000		1000	319	31900	0	74	DSR 2018 revision, Considering existing FHTCs that can also be benefitted from the scheme.
22	Kondazhy	Jal Jeevan Mission Phase I Part II Providing Providing FHTCs near Karakakkunnu and other parts in Kondazhy Grama panchayath in Thrissur dt.	1&2	1300	176	13538	1300		1300	204	15692	0	28	DSR 2018 revision, Considering existing FHTCs that can also be benefitted from the scheme.
23	Orumanayur	Jal Jeevan Mission Providing line extension and Functional House Hold Tap connection FHTC'S at Orumanayur Panchayath	1&2	1425	407	28561	1425		1425	942.41	66134	0	535.41	DSR 2018 revision And quantity improve to existing Connections. Service level improvement from new scheme. This also needs more length of transmission main and more road restoration charge.
24	Panjai	JALJEEVAN MISSION - Panjai Panchayat - Providing FHTC'S in Panjai Grama Panchayath	1	1200	149	12417	1200		1200	180	15000	0	31	DSR 2018 revision, Considering existing FHTCs that can also be benefitted from the scheme. Also Quality get improved
25	Mulamkunnathukavu	Jal jeevan Mission - Providing FHTC to Mulamkunnathukavu in Thrissur District	1&2	1000	122	12200	1000		1000	149	14900	0	27	DSR 2018 revision, Considering existing FHTCs that can also be benefitted from the scheme.
<b>Jalanidhi proposals</b>														
1	Mala	CWSS to Mala & adjoining Pts	2	300	45.1	15033	300		300	56.62	18873	0	11.52	Poor response from bidders on tendering. Hence revised with DSR 2018.
2	Kuzhur	CWSS to Mala & adjoining Pts	2	300	45.1	15033	300		300	56.62	18873	0	11.52	Poor response from bidders on tendering. Hence revised with DSR 2018.
<b>Total</b>				<b>48836</b>	<b>11975.55</b>	<b>24522</b>	<b>50336</b>	<b>0</b>	<b>50336</b>	<b>16394.56</b>	<b>32570</b>	<b>1500</b>	<b>4419.01</b>	

ix) **Palakkad District**

Sl No	Name of Panchayat	Name of Scheme	SLSS C No	Proposals approved in previous SLSSC			Revised Proposal					Additional FHTC & Amount		Reason for excess/ Remarks
				FHTC Nos Approved	Approved Amount (Rs in lakhs)	Cost per FHTC (Rs)	Revised FHTC Nos	Extg conn. additionally benefitted through the schemes (improving service level of extg conn.	Total connections benefitted through the scheme	Revised Amount (excluding LSGD Road restoration charges (Rs in lakhs)	Cost per FHTC excludg LSGD Road restoration charges (Rs)	Additional new FHTC proposed	Additional Amount required (Rs in lakhs)	



								to make functional)						
1	Pudussery	Augmentation of RWSS to Pudussery -Survey, Design, Construction and Commissioning of Water Supply Improvement Scheme to Walayar area of Pudussery Panchayath in Palakkad District	2	2500	4110.00	164400	2500	1000	3500	4656.93	133055	0	546.93	Could not be tendered after getting initial AS as the land availability delayed. Meanwhile DSR revised.
2	Kannadi	Jal Jeevan Mission Providing FHTCs for Kuzhalmannam, Thenkurissi and Kannady Grama	2	5707	1090.00	19099	5707		5707	1591.00	27878	0	501.00	Tendered many times and no offer received. DSR revision and WTP Augmentation causes additional amount.
3	Kuzhalmannam	Jal Jeevan Mission Providing FHTCs for Kuzhalmannam, Thenkurissi and Kannady Grama panchayat	2	4048	715.90	17685	4048		4048	1128.00	27866	0	412.10	Tendered many times and no offer received. DSR revision and WTP Augmentation causes additional amount.
4	Kizhakkanchery	Jal Jeevan Mission - Providing FHTC s for Low level Zone of Kizhakkenchery Grama Panchayath in Palakkad District	2	4000	4480.00	112000	4000	1200	5200	4950.40	95200	0	470.40	Tendered many times and no offer received and Due to DSR revision and the FHTCs are to be provided at remote areas from existing line and have undulating area. Panchayath has forest area also. Hence more length of pipe required.
5	Vandazhi	Jal Jeevan Mission -Providing FHTCs for Low level Zone of Vandazhy Grama Panchayath in Palakkad district	2	6055	880.00	14533	6055		6055	972.40	16059	0	92.40	Tendered many times and no offer received lead to DSR revision

  
**VENKATESAPATHY S. IAS**  
 Managing Director  
 Kerala Water Services  
 Thiruvananthapuram



7	Muthalamada	JJM 2020-21 - WSS to Muthalamada Panchayat - Construction of 6LL OHSR .Supplying and laying CWPM Supply and erection of RW,CW Pumpsets and transformer,Construction of CW Pump House,Supplying and laying RWPM,supplying and laying distribution network,prov	2	1684	2808.00	166746	1684	1800	3484	3102.50	89050	0	294.50	Tendered many times and no offer received. Since the area coming near to the mountain ranges, rocky terrain is more.Hence GI pipe has to be proposed in large areas for distribution network. Also houses are located in scattered manner due to mango farms and paddy field. Hence the distribution network is increased. Also the existing raw water intake and pump house is insufficient to accommodate additional pumpsets. Hence new pump house, Pumps & transformer were included in the estimate to meet the present demand.The proposed OHSR is ten kilometer away from the existing WTP. In addition to this DSR rate is revised
8	Vadavannur	Jal Jeevan Mission - Providing FHTCs for Vadavannur Grama panchayath in Palakkad district	2	3096	1650.00	53295	3096		3096	1823.25	58891	0	173.25	Tendered many times and no offer received. Meanwhile DSR revision lead to additional amount.
9	Tharur	JALJEEVAN MISSION-Providing FHTCs in Tharur Grama Panchayath by providing distribution system	3	3155	3392.00	107512	3155	1300	4455	4122.00	92525	0	730.00	Additional amount for PWD road restoration needed as many panchayath roads were taken up PWD.
10	Vandazhy, Vadakkenchery, Kizhakkenchery, Kannambra	JALJEEVAN MISSION-Providing FHTCs in high level zones of vandazhy ,vadakkenchery, kizhakkenchery, kannambra Grama Panchayaths in Palakkad District (Vandazhy-817 Kizhakkenchery-2243, Vadakkenchery-2792, Kannambra-1960 , Total-7812)	3	8712	10316.05	118412	8712	2800	11512	11467.00	99609	0	1,150.95	Additional amount for PWD road restoration needed as many panchayath roads were taken up by PWD. The FHTCs are to be provided at remote areas from existing line which are in undulating areas. Panchayath has forest area also. Hence more length of pipe required.
11	Kollengode	JALJEEVAN MISSION-Providing FHTCs in Kollengode Panchayath in Nemmara constituency	3	4177	1650.00	39502	4177		4177	1689.00	40436	0	39.00	Additional amount for PWD road restoration because many Panchayath roads were taken up by PWD.





		in Palakkad District											
12	KOTTAYI	JALJEEVAN MISSION-Providing FHTCs in Kottayi Panchayath in Palakkad district	3	5928	5798.00	97807	5928	5928	5930.12	100036	0	132.12	A number of roads converted to PWD standards after getting initial AS which necessitated increase in road restoration amount resulting in requirement of addl AS.
13	Thenkara	Jal Jeevan Mission - Providing FHTCs for Vadavannur Grama panchayath in Palakkad district	2	6238	3300.00	52902	6238	6238	5155.98	82654	0	1,855.98	The works were tendered on EPCM and there was no response from contractors even after repeated re-tendering. In this circumstance it was decided to club the individual projects of adjoining panchayaths of Thenkara, Thachampara, Kanjirappuzha and Karakurissi as a comprehensive WSS with Kanjirappuzha dam as source and to augment the existing WTP capacity from 7 MLD to 21 MLD. Mean while DSR revision also occurred thus necessitating revised AS due to revision in cost.
14	Thachampara	Providing FHTCs in the uncovered areas of Karimpuzha Panchayath, Palakkad District Phase II	2	2735	1670.00	61060	2735	2735	1879.52	68721	0	209.52	
15	Kanjirappuzha	Providing FHTC.s in the uncovered areas of Kanjirappuzha Panchayath, Palakkad district- Phase-II	2	4635	1640.00	35383	4635	4635	2070.26	44666	0	430.26	
16	Karakurussi	JJM-2020-21- Providing FHTC's in the uncovered areas of Karakurissi panchayath, Palakkad district- Phase-II	2	2623	1160.00	44224	2623	2623	1441.45	54954	0	281.45	
17	Keralasseri	JJM WSS to Keralassery Panchayath in Palakkad District Phase II	2	4140	2148.00	51884	4140	4140	2641.85	63813	0	493.85	Though tendered many times after getting initial AS no body participated and could not be awarded. Mean while DSR revision also occurred thus necessitating revised AS .
18	Mannur	JJM WSS to Mannur Panchayath in Palakkad District Phase II	2	6719	2212.00	32922	6719	6719	2649.43	39432	0	437.43	
19	Karimpuzha	Providing FHTCs in the uncovered areas of Karimpuzha Panchayath, Palakkad District Phase II	2	2822	1409.00	49929	2822	2822	1650.06	58471	0	241.06	Though tendered many times after getting initial AS no body participated and could not be awarded. Mean while DSR revision also occurred thus necessitating revised AS .

  
**VENKATESAPATHY S. IAS**  
 Managing Director  
 Kerala Water Authority  
 Thiruvananthapuram



20	Ongalloor	JJM- Laying Distribution system and providing Functional House hold Tap Connections in Ongalloor Panchayath	2	8298	3339.00	40239	8298		8298	4935.63	59480	0	1,596.63	Though tendered many times after getting initial AS no body participated and could not be awarded. Mean while DSR revision also occurred thus necessitating revised AS.
21	Agali	JJM-2020-21-Providing FHTC's in Agali Grama panchayath, Palakkad District- Phase-II	2	3000	1350.00	45000	7000		7000	8500.19	121431	4000	7,150.19	The tribal hamlets are situated deep in the forests and are mainly scattered in Attappadi area resulting in increased length of pipe lines. The terrain is such that there is a level difference of upto 500m from the WTP. So break pressure tanks are included to reduce line pressure
22	Thachanattukara	JJM-2020-21--CWSS to Thachanattukara, Alanallur & Kottopadam Panchayaths in Palakkad District Phase II (comprehensive scheme)	2	4721	4733.33	100261	4721		4721	5521.13	116948	0	787.80	Though tendered soon after getting initial AS, in the absence of required pre-qualified tenderers, could not be awarded. Meanwhile DSR revised. Also by implementing this project there will be improvement in the supply level for existing FHTCs. A number of roads converted to BMBC standards after getting initial AS which necessitated increase in road restoration amount resulting in requirement of addl AS.
23	ALANALLUR		2	11862	4733.33	39903	11862		11862	5521.13	46545	0	787.80	
24	KOTTOPADAM		2	9465	4733.33	50009	9465		9465	5521.13	58332	0	787.80	
25	ANANGANADY	JALJEEVAN MISSION Providing Functional House Hold Tap Connections to Ananganadi, Chalavara and Thrikkeery Panchayaths in Palakkad Dist.	2	3723	3974.00	106742	3723	1044	4767	5242.30	109971	0	1,268.30	Though tendered soon after getting initial AS, in the absence of required pre-qualified tenderers could not be awarded. Meanwhile DSR revised. A number of roads converted to BMBC standards after getting initial AS which necessitated increase in road restoration amount resulting in requirement of addl AS.
26	Chalavara		2	5412	6901.60	127524	5412	1150	6562	7465.67	113771	0	564.07	
27	Trikkadeeri		2	6229	5042.93	80959	6229	132	6361	6073.14	95475	0	1,030.21	
28	Chalissery	JJM-PAVARATTY REGIONAL WATER SUPPLY SCHEME PHASE	1 & 2	1500	380.00	25333	5588		5588	2779.92	49748	4088	2,399.92	Revised proposals submitted for full coverage FHTC s increased
29	Nagalassery		1 & 2	1500	390.00	26000	6362		6362	3760.12	59103	4862	3,370.12	Revised proposals submitted for full coverage FHTC s increased

  
**VENKATESAPATHY S. IAS**  
 Managing Director  
 Kerala Water Authority  
 Kottayam  
 Kottayam



30	Thrithala	1 & 2	2400	660.00	27500	5917		5917	2223.98	37586	3517	1,563.98	Revised proposals submitted for full coverage . FHTC s increased
31	Thirumittakode	1 & 2	2900	760.00	26207	5157		5157	4305.98	83498	2257	3,545.98	Revised proposals submitted for full coverage . FHTC s increased
<b>Total</b>			<b>139984</b>	<b>87426.47</b>	<b>62455</b>	<b>158708</b>	<b>10426</b>	<b>169134</b>	<b>120771.46</b>	<b>71406</b>	<b>18724</b>	<b>33,344.99</b>	

x) **Malappuram District**

Sl No	Name of Panchayat	Name of Scheme	SLS SC No	Proposals approved in previous SLSSC			Revised Proposal					Additional FHTC & Amount		Reason for excess/ Remarks
				FHTC Nos Approved	Approved Amount (Rs in lakhs)	Cost per FHTC (Rs)	Revised FHTC Nos	Extg conn. additionally benefitted through the schemes (improving service level of extg conn. to make functional)	Total connections benefitted through the scheme	Revised Amount (excluding LSGD Road restoration charges (Rs in lakhs)	Cost per FHTC excludg LSGD Road restoration charges (Rs)	Additional new FHTC proposed	Additional Amount required (Rs in lakhs)	
1	Nannamukku	WSS to Ponnani and adjoining villages	2	7304	1350.00	19297	7304		7304	5164.00	73604	0	3,814.00	For Nannamukku, Edappal and Vattankulam GP work has tendered 2 times but no response obtained. In the original AS connections were proposed from existing pipelines of Old DANIDA scheme designed for 40 lpcd. With commissioning of WSS Ponnani with 100 lpcd, the existing AC gravity and distribution are to be replaced/augmented, and construction of new OHSR included.
	Alamcode		2	7660	1400.00		7660		7660	6621.00		0	5,221.00	
	Thavannur		2	9803	1750.00		9803		9803	5503.00		0	3,753.00	
	Kalady		2	5494	1120.00		5494		5494	4416.00		0	3,296.00	
	Edappal		2	6401	1185.00		6401		6401	5393.00		0	4,208.00	
	Vattankulam		2	6273	1480.00		6273		6273	4505.00		0	3,025.00	
2	Marakkara	CARWSS to Thirunavaya and adjoining Pts	2	5890	2750.00	46257	5890		5890	3198.70	55409	0	448.70	Eventhough the same was tendered the same was cancelled due to non participation. Meanwhile DSR 2018 introduced lead to revised AS.
	Athavanad		2	4595	2100.00		4595		4595	2610.95		0	510.95	
3	Pallikkal	WSS to Cheekode and Adjoining Villages	1	9599	3000.00	31934	9599		9599	6273.00	52198	0	3,273.00	SOR Revision, revision due to design change and additional provision for OHSR, Booster pumping station, pumping main, power allocation, additional amount for restoration charges to PWD. Some of the roads considered
	Muthuvallur		1	3380	1800.00		3380		3380	2538.00		0	738.00	
	Cheekode		1	5748	1800.00		5748		5748	3839.00		0	2,039.00	
	Pulikkal		1	6054	1800.00		6054		6054	3116.37		0	1,316.37	

 **VENKATESAPATHY S. IAS**  
 Managing Director  
 Kerala Water Authority  
 Thiruvananthapuram



	cherukavu		1	5091	1800.00		5091		5091	2300.00		0	500.00	in the category of LSGD now belongs to PWD. Most of the roads are BM&BC. Connected with Calicut Airport. In Pallackal GP local body roads Work tendered two times but there were no takers. Meanwhile DSR revision lead to revised AS.
	Vazhayar		1	5746	1800.00		5746		5746	2210.50		0	410.50	
	Vazhakkad		1	6746	1800.00		6746		6746	2316.43		0	516.43	
	Kuzhimanna		1	5548	1500.00		5548		5548	2416.00		0	916.00	
4	Pulamanthole	Jal Jeevan Mission--RWSS to Pulamanthole	1	4332	1530.00	35319	4332		4332	1644.00	37950	0	114.00	
5	AR Nagar	JJM - WSS to AR Nagar Ph.I. and II	1	5460	5371.00	98370	5460	662	6122	6069.00	99134	0	698.00	Original AS in SOR 2016. Tendered but there were no competitive offers received. Meanwhile DSR 2018 introduced lead to revised AS
6	Morayur	JJM-CWSS to Morayur,Pulpatta,Posokottur Panchayath in Malappuram District	3	5581	5291.68	94816	5581		5581	5559.33	100068	0	267.65	PWD additional road restoration charges for laying transmission main through Non beneficiary GP. Pumping main for the scheme will be passed through some Non Beneficiary GP areas. Restoration of roads including LSGD roads in these areas has to be done. Hence the additional cost required.
	Pulpatta		3	7344	6963.22		7344		7344	7397.62		0	434.40	
	Posokottur		3	6113	5796.10		6113		6113	6094.05		0	297.95	
7	Peruvallur	JJM-WSS to Peruvallur Grama Panchayath by Augmenting Existing MCPT Scheme in Malappuram District Phase-I	3	7252	5220.00	71980	7252		7252	5720.00	78875	0	500.00	Additional road restoration for PWD road cutting / NHAI in connection with new 6 line (NH 66). Some of the roads belongs to PWD were considered in the category of LSGD roads while preparing the first proposal. These roads are included in the revised proposal and changes are made after conducting detailed study.
8	Mooniyur	JJM-CWSS to Mooniyur,Chelebra,Thanjipalam,And Vallikkunnu Grama Panchayaths in Malappuram Districts	3	8022	6591.52	82168	8022		8022	7043.13	87918	0	451.61	Additional road restoration for PWD cutting / NHAI in connection with new 6 line in NH 66 and 18 KM raw water pumping main have to be laid through new beneficiary GP. Some of the roads belongs to PWD were considered in the category of LSGD roads while preparing the first proposal. These roads are included in the revised proposal and changes are made after conducting detailed study.
	Chelembra		3	6897	5667.10		6897		6897	6037.87		0	370.77	
	Thenhipalam		3	8985	7382.79		8985		8985	7903.63		0	520.84	
	Vallikkunnu		3	10876	8936.59		10876		10876	9593.37		0	656.78	
9	Mampad	JJM WSS to MampadPhaseII	3	7146	8070.00	112930	7146	743	7889	8700.00	110280	0	630.00	Additional Restoration charges for PWD roads. Additional pipe line extension Hilly area multy stage boosting required to supply water to ST habitations.



10	Kalikavu	JJM RWSS to Kalikavu Phase I	3	2000	742.00	37100	2000		2000	893.00	44650	0	151.00	Cost for AC replacement with DI, its road restoration, surge arrester in the RW pumping line included.
11	Wandoor	CWSS TO Wandoor, Thuvvur, Kalikavu, Karuvarakundu and Edappatta	3	7720	32058.00	92224	7720		7720	34106.00	92491	0	2,048.00	As detailed survey could not be done, small panchayaths pocket roads were added for the street main extension and PWD security amount for DLP roads were not considered earlier were added.
	Thuvvur		3	6704			6704	362	7066			0	0.00	
	Kalikavu		3	5428			5428		5428			0	0.00	
	Karuvarakundu		3	9424			9424		9424			0	0.00	
	Edappatta		3	5485			5485	1752	7237			0	0.00	
12	Kannamangalam	WSS to Kannamangalam Ph.I	1	9163	1261.00	13762	9163		9163	1436.00	15672	0	175.00	As detailed survey could not be done, small panchayaths pocket roads from PWD roads were added and the road restoration also were added.
13	Othukkungal	WSS to Othukkungal & Ponmala- Phase I and II	1	7683	1151.00		7683		7683	1800.00		0	649.00	Length of distribution line proposed under previous AS is not sufficient to provide 7683 FHTC, as detailed survey could not be done, additional small distribution lines are proposed. Hence for full coverage additional amount is required. In the estimate road restoration charges were considered, PWD security amount for DLP roads were not considered earlier were added.
	Ponmala		1	7106	1079.00	15079	7106		7106	1888.00		24937	0	809.00
14	Wandoor	RWSS to Wandoor Phase II and I	1	4000	614.00	15350	4000		4000	2352.00	58800	0	1,738.00	Augmentation of existing RWSS is included and pipe lines are to be laid to carry additional water of 3 MLD from the Tiruvalli WSS. Supply of 3 mld treated water to Wandoor GP from WSS to Tiruvalli was started recently. More distribution net work and an OH Tank are necessary for utilizing this additional supply. Then only we can provide 4000 fltes that we already planned to provide. Road restoration charges to pwd for the additional roads were also included.

  
**VENKATESAPATHY S. IAS**  
 Managing Director  
 Kerala Water Authority  
 Thiruvananthapuram



15	Kavannur	JJM WSS to Kavannur Village in Malappuram District Phase I and II	1	8861	1352.00	15258	8861		8861	2173.50	24529	0	821.50	Additional pipe line extension and PWD road restoration charges. Some of the roads belongs to PWD were taken as Panchayath roads while preparing the first proposal. In addition to this, some roads are handed over to PMGSY by Panchayath authorities. We observed the requirement of much more distributionlines while conducting detailed study to complete the entire area of the Panchayath.
16	Edayur	JJM-Providing FHTC to Edayur Panchayath	1	8058	935.00	11603	8058		8058	1598.51	19838	0	663.51	Additional pipe line extension and PWD road restoration charges. Some of the roads belongs to PWD were taken as Panchayath roads while preparing the first proposal. We observed the requirement of much more distributionlines while conducting detailed study to complete the entire area of the Panchayath. 3.SLL OHSR and 11.1. sump withBooster pumping station are proposed for making distribution to higher level zone
17	Valavannur	JJM-Providing FHTC to Valavannur Panchayath	1	7466	1043.00		7466		7466	2390.00		0	1,347.00	Additional pipe line extension and PWD road restoration charges. Some of the roads belongs to PWD were taken as Panchayath roads while preparing the first proposal. More distribution lines while conducting detailed study to complete the entire area of the Panchayath. Common 23LL OHSR with Gravity main from newly proposed Kuttippuram Scheme ( Cost shared by both the Panchayath s) to Valavannoor and Kalpakanchery GPs are included to provide 100 LPCD supply.
	Kalpakancheri		1	7568	1054.00	13948	7568		7568	2416.99	31974	0	1,362.99	
18	Irimbiliyam	JJM-Providing FHTC to Irimbiliyam Panchayath	1	3695	653.00	17673	3695		3695	1182.00	31989	0	529.00	Additional pipe line extension and PWD road restoration charges. Some of the roads belongs to PWD were taken as Panchayath roads while preparing the first proposal. More distributionlines while conducting detailed study to complete the entire area of the Panchayath. Renovation of Well and replacement of old AC lines are also included.

  
**VENKATESAPATHY S. IAS**  
 Managing Director  
 Kerala Water Authority  
 Thiruvananthapuram



19	Edavanna	JJM-Providing FHTC to Edavanna Panchayath.	1	8585	1099.88	12812	8812		8812	2943.88	33408	227	1,844.00	for providing 227 FHTCs to ST colonies & Additional pipe laying and additional PWD road restoration charges are required. Some of the roads belongs to PWD were taken as Panchayath roads while preparing the first proposal. Booster pumping station with tank are proposed for affecting water supply to elevated areas.
20	Anakkayam	JJM Providig WSS to Anakkayam Panchayath	1	6306	2653.00	42071	6306	3438	9744	5350.00	54906	0	2,697.00	The existing scheme is designed for 70 LPCD and nearing design period. For improving the service level and providing connection at elevated areas, new well, Plant, OHSR and distribution lines are proposed considering the water demand upto 2053. This proposal was not taken up as land for RWPH and WTP were not available. But ward members requested a scheme in MIA fund or state plan. Now only the land was identified.
21	Areakode	JJM Providing WSS to Areakode Panchayath	1	3980	670.00	16834	3980		3980	870.00	21859	0	200.00	While proposing for AS detailed survey could not be done and hence some small roads are added and road restoration charges are included.
22	Angadippuram	JJM Providing FHTC's to Angadippuram Panchayath Phase II	2	8900	2790.00	31348	8900		8900	2870.00	32247	0	80.00	Work tendered two times due to no participation. Meanwhile DSR 2018 introduced lead to revised AS.
23	Moorkanad	CWSS to Moorkanad and adjoining villages (Improvements)	1 & 2	6456	1419.00	26430	6456		6456	5522.59	93666	0	4,103.59	Existing scheme was designed for 40 LPCD. The phase 1 of the scheme was considered by increasing service level to 55 LPCD and proposed in JJM as land was not available for improvement. Now land was identified and hence proposed for service level improvement to 100 LPCD. By adding new intake well, pumping main, WTP, OHSR etc. in the revised proposal.
	Kuruva		1 & 2	7454	1851.00		7454		7454	6376.30		0	4,525.30	
	Puzhakkattiri		1 & 2	3185	983.00		3185		3185	2724.51		0	1,741.51	
	Makkarapparamba		1 & 2	3324	686.00		3324		3324	2843.42		0	2,157.42	
	Koottilangadi		1 & 2	4256	1234.00		4256		4256	3640.67		0	2,406.67	
	Mankada		1 & 3	6097	1960.00		6097		6097	7715.51		0	5,755.51	
<b>Total</b>				<b>338244</b>	<b>152542.88</b>	<b>45098</b>	<b>338471</b>	<b>6957</b>	<b>345428</b>	<b>227275.83</b>	<b>65795</b>	<b>227</b>	<b>74,732.95</b>	

## XI) Kozhikode District

  
**VENKATESAPATHY S. IAS**  
 Managing Director  
 Kerala Water Authority  
 Thiruvananthapuram



SI No	Name of Panchayat	Name of Scheme	SLSS C No	Proposals approved in previous SLSSC			Revised Proposal					Additional FHTC & Amount		Reason for excess/ Remarks
				FHTC Nos Approved	Approved Amount (Rs in lakhs)	Cost per FHTC (Rs)	Revised FHTC Nos	Extg conn. additionally benefitted through the schemes (improving service level of extg conn. to make functional)	Total connections benefitted through the scheme	Revised Amount (excluding LSGD Road restoration charges (Rs in lakhs)	Cost per FHTC excludg LSGD Road restoration charges (Rs)	Additional new FHTC proposed	Additional Amount required (Rs in lakhs)	
1	Chelannur	JJM -20-2021-Phase 1 and Phase II Balance work-Providing FHTC for Chelannur, Thalikulathur, Kuruvattur, Kakkodi, Peruvayal, Olavanna and Kunnamangalam 1 and Kunnamangalam 2 Panchayaths.	1 & 2	4500	2189.10	48647	4500		4500	2413.21	53627	0	224.11	Though tenders were floated several times, there was no response owing to the difficult nature of works as it contained gap linkings at busy junctions and laying pipes at difficult locations. Hence, the estimate had to be revised as per DSOR 2018 leading to the excess.
	Thalikulathur			3200	1839.00	57469	3200		3200	1983.97	61999	0	144.97	
	Kuruvattur			2131	407.00	19099	2131		2131	428.03	20086	0	21.03	
	Kakkodi			3430	506.00	14752	3430		3430	540.86	15769	0	34.86	
	Peruvayal			6452	1492.00	23125	6452		6452	1608.78	24935	0	116.78	
	Olavanna			4412	1029.00	23323	4412		4412	1098.25	24892	0	69.25	
	Kunnamangalam 1			1300	399.26	30712	1300		1300	735.96	56612	0	336.70	
	Kunnamangalam 2			1260	472.75	37520	1260		1260	744.91	59120	0	272.16	
2	Balussery	JJM -20-2021-Phase 1 and Phase II Balance work-Providing FHTC for Balussery, Kayakkodi, Kuttiady, Nadapuram, Nanminda, Naripetta, Thuneri, Valayam and Vanimel panchayaths	1 & 2	4191	1075.40	25660	4191		4191	1365.35	32578	0	289.95	Though tenders were floated several times, there was no response owing to the difficult nature of works and because the area is having difficult site conditions. Hence, the estimate had to be revised as per DSOR 2018 leading to the excess.
	Kayakkodi Phase I			1226	315.60	25742	1226		1226	372.92	30418	0	57.32	
	Kayakkodi Phase II			3330	1029.20	30907	3330		3330	1169.96	35134	0	140.76	
	Kuttiady			2383	980.22	41134	2383		2383	1084.33	45503	0	104.11	
	Nadapuram			6918	2606.60	37679	6918		6918	3094.50	44731	0	487.90	
	Nanminda			4603	1225.50	26624	4603		4603	1433.40	31141	0	207.90	
	Naripetta			767	230.16	30008	767		767	294.80	38435	0	64.64	
	Thunery			4603	1943.54	42223	4603		4603	2427.95	52747	0	484.41	

  
**VENKATESAPATHY S IAS**  
 Managing Director  
 Kerala Water Authority  
 Thiruvananthapuram





		Valayam			4123	1703.97	41328	4123			4123	2054.27	49825	0	350.30		
		Vanimel			5129	2053.63	40040	5129			5129	2488.08	48510	0	434.45		
3	Kottur	JJM WSS To Kottur Grama Panchayath in Kozhikode District	2	5950	2820.00	47395	7579			7579	3415.55	45066	1629	595.55	Tender was floated and work awarded to successful bidder. The bidder didnot execute agreement citing the reason of hike in cost of pipe materials. The tender was cancelled and needs to be re-tendered. Also, additional FHTCs were identified and intimated by the Grama panchayath. Hence, the estimate had to be revised as per DSOR 2018 leading to the excess.		
4	Naduvannur	JJM WSS To Naduvannur Grama Panchayath in Kozhikode District	2	4008	1883.20	46986	4308			4308	2219.32	51516	300	336.12	Tender was floated and work awarded to successful bidder. The bidder didnot execute agreement citing the reason of hike in cost of pipe materials. The tender was cancelled and needs to be re-tendered. Also, additional FHTCs were identified and intimated by the Grama panchayath. Hence, the estimate had to be revised as per DSOR 2018 leading to the excess.		
<b>Total</b>				<b>73916</b>	<b>26201.13</b>	<b>35447</b>	<b>75845</b>	<b>0</b>	<b>75845</b>	<b>30974.40</b>	<b>40839</b>	<b>1929</b>	<b>4773.27</b>				

**xi) Wayanad District**

Sl No	Name of Panchayat	Name of Scheme	SLSS C No	Proposals approved in previous SLSSC			Revised Proposal					Additional FHTC & Amount		Reason for excess/ Remarks
				FHTC Nos Approved	Approved Amount (Rs in lakhs)	Cost per FHTC (Rs)	Revised FHTC Nos	Extg conn. additionally benefitted through the schemes (improving service level of extg conn. to make functional)	Total connections benefitted through the scheme	Revised Amount (excluding LSGD Road restoration charges (Rs in lakhs)	Cost per FHTC excludg LSGD Road restoration charges (Rs)	Additional new FHTC proposed	Additional Amount required (Rs in lakhs)	

*M*  
**VENKATESAPATHY S. IAS**  
 Managing Director  
 Kerala Water Authority  
 Thiruvananthapuram



1	Meppadi	JJM - Phase 2 CWSS TO MOOPAINAD, MEPPADI AND VYTHIRI PANCHAYATHS IN WAYANAD DISTRICT PHASE II	3	9622	10858.00	112846	12023		12023	12838.15	106780	2401	1,980.15	The FHTC in these panchayath as per IMIS 2020 data is taken initially and as per IMIS 2021 the FHTC is increased in each panchayaths. This data is verified while conducting detailed survey and is the actual house holdsexisting in this panchayath.
2	Mooppainad		3	4534	5117.00	112858	7881		7881	8559.47	108609	3347	3,442.47	
3	Vythiri		3	3812	4302.00	112854	4017		4017	4563.84	113613	205	261.84	
4	Thariode	JJM - Phase 2 CWSS TO THARIYODE, POZHUTHANA, KOTTATHARA & VENGAPALLY PANCHAYATHS	3	2238	2520.00	112601	3104		3104	2733.01	88048	866	213.01	Additional FHTC included as per the request of Grama Panchayaths and proposal is made for catering all FHTC
5	Pozhuthana		3	3980	4481.50	112601	5258		5258	4605.41	87589	1278	123.91	
6	Vengapalli		3	2223	2503.10	112600	3164		3164	2793.32	88284	941	290.22	
<b>Total</b>				<b>26409</b>	<b>29781.60</b>	<b>112771</b>	<b>35447</b>	<b>0</b>	<b>35447</b>	<b>36093.20</b>	<b>101823</b>	<b>9038</b>	<b>6,311.60</b>	

**xiii) Kannur District**

Sl No	Name of Panchayat	Name of Scheme	SLSSC No	Proposals approved in previous SLSSC			Revised Proposal					Additional FHTC & Amount		Reason for excess/ Remarks
				FHTC Nos Approved	Approved Amount (Rs in lakhs)	Cost per FHTC (Rs)	Revised FHTC Nos	Extg conn. additionally benefitted through the schemes (improving service level of extg conn. to make functional)	Total connections benefitted through the scheme	Revised Amount (excluding LSGD Road restoration charges (Rs in lakhs)	Cost per FHTC excludg LSGD Road restoration charges (Rs)	Additional new FHTC proposed	Additional Amount required (Rs in lakhs)	
1	Kannapuram	WSS to Pattuvam and Adjoining villages Phase II	1	2668	654.00	24513	2668		2668	768.29	28796	0	114.29	Execution of work was suddenly interrupted due to sudden demise of the contractor. As legal heirs of the late contractor were not ready to continue the work, contract was terminated. Estimate for balance work revised based on revised schedule of rates DSR 2018.
2	Pattuvam	WSS to Pattuvam and Adjoining villages Phase II	1	2719	586.00	21552	2719		2719	634.36	23331	0	48.36	Execution of work was suddenly interrupted due to sudden demise of the contractor. As legal heirs of the late contractor were not ready to continue the work, contract was terminated. Estimate for balance work revised based on revised schedule of rates DSR 2018.
<b>Total</b>				<b>5387</b>	<b>1240.00</b>	<b>23018</b>	<b>5387</b>	<b>0</b>	<b>5387</b>	<b>1402.65</b>	<b>26038</b>	<b>0</b>	<b>162.65</b>	

VENKATESAPATHY S IAS

Managing Director  
Kerala Water Authority  
Thiruvananthapuram



xiü) Kasargod District

Sl No	Name of Panchayat	Name of Scheme	SLSSC No	Proposals approved in previous SLSSC			Revised Proposal					Additional FHTC & Amount		Reason for excess/ Remarks
				FHTC Nos Approved	Approved Amount (Rs in lakhs)	Cost per FHTC (Rs)	Revised FHTC Nos	Extg conn. additionally benefitted through the schemes (improving service level of extg conn. to make functional)	Total connections benefitted through the scheme	Revised Amount (excluding LSGD Road restoration charges (Rs in lakhs)	Cost per FHTC excludg LSGD Road restoration charges (Rs)	Additional new FHTC proposed	Additional Amount required (Rs in lakhs)	
1	Madikkai	WSS to Madikkai	1	4925	2736.50	55563	4925	500	5425	3000.00	55300	0	263.50	Due to poor response to tender initially, total work was divided into several small works and were arranged separately. For balance works, estimate revised based on revised schedule of rates DSR 2018.
2	Kuttikole	RWSS to Munnad & adjoining villages Phase II	1	2139	536.00	25058	2139		2139	657.00	30715	0	121.00	Execution of work was suddenly interrupted due to sudden demise of the contractor. As legal heirs of the late contractor were not ready to continue the work contract was terminated. Estimate for balance work revised based on revised schedule of rates DSR 2018.
3	West Eleri	WSS to West Eleri Phase II (MVS)	1	4385	1249.28	28490	6754		6754	3544.00	52473	2369	2,294.72	Panchayath area is highly undulating and the population is scattered. This has caused increased distribution cost of the scheme. Thus increased overall cost and per FHTC cost of the project. Presence of rocky strata in most area of the panchayath also caused overall increase in project cost.

  
**VENKATESAPATHY S. IAS**  
 Managing Director  
 Kerala Water Authority  
 Thiruvananthapuram



4	Bedadka	RWSS to Munnad& adjoining villages Phase II	1	5136	981.90	19118	6805	6805	2929.90	43055	1669	1,948.00	Panchayath area is highly undulating and the population is scattered. This has caused increased distribution cost of the scheme. Thus increased overall cost and per FHTC cost of the project. Presence of rocky strata in most area of the panchayath also ca
5	KodomBelur	WSS to Kodombelur Phase II	1	5200	1595.00	30673	6956	6956	4295.00	61745	1756	2,700.00	Panchayath area is highly undulating and the population is scattered. This has caused increased distribution cost of the scheme. Thus increased overall cost and per FHTC cost of the project. Presence of rocky strata in most area of the panchayath also caused overall increase in project cost.
6	Ajanur	WSS to Ajanur, Pallikkara, Uduma, PullurPeriya Pts. and Kolathur village in Bedadukka Pt.	3	7868	0.00	0	7868	7868	8445.67	107342	0	8,445.67	The 4th SLSSC meeting held on 14.12.2021, permitted to add the already approved amount of Rs. 84.46 crores (which was omitted in the AS obtained due to clerical error) for providing 7868 Nos. of FHTCs in Ajanur Panchayat of Kasargod District along with the proposals in this SLSSC.
<b>Total</b>				<b>29653</b>	<b>7098.68</b>	<b>23939</b>	<b>35447</b>	<b>500</b>	<b>35947</b>	<b>22871.57</b>	<b>63626</b>	<b>5794</b>	<b>15,772.89</b>

**E) Revised Proposal – SVS**

**1) Ernakulam District**

SI No	Name of Panchayat	Name of Scheme	SLSS C No	Proposals approved in previous SLSSC	Revised Proposal	Additional FHTC & Amount	Reason for excess/ Remarks
-------	-------------------	----------------	-----------	--------------------------------------	------------------	--------------------------	----------------------------

VENKATESAPATHY S. IAS

Managing Director  
Kerala Water Authority  
Thiruvananthapuram



				FHTC Nos Approved	Approved Amount (Rs in lakhs)	Cost per FHTC (Rs)	Revised FHTC Nos	Extg conn. additionally benefitted through the schemes (improving service level of extg conn. to make functional)	Total connections benefitted through the scheme	Revised Amount (excluding LSGD Road restoration charges (Rs in lakhs))	Cost per FHTC excludg LSGD Road restoration charges (Rs)	Additional new FHTC proposed	Additional Amount required (Rs in lakhs)	
1	Cheranellor	EMWSS	3	510	108	21176	510		510	120.00	23529	0	12.00	DSOR Rate revision
2	Vengoor	RWSS to Vengoor, ARWSS to Vengoor east & west RWSS to Munipara Ph2	1	750	93	12400	775		775	103.00	13290	25	10.00	Tender Excess, 25 Additional FHTC & temporary road restoration charges.
3	Okkal	RWSS to Okkal Ph2	1	4789	594	12403	4789		4789	625.00	13051	0	31.00	Tender Excess & temporary road restoration charges.
4	Kalady	JJM WSS to Kalady Pt	1	1602	164.22	10251	1602		1602	170.00	10612	0	5.78	Tender Excess & temporary road restoration charges.
5	Ayyampuzha	JJM WSS to Ayyampuzha Pt	1	803	83.61	10412	803		803	90.00	11208	0	6.39	Temporary road restoration charges.
		<b>Total</b>		<b>8454</b>	<b>1042.83</b>	<b>12335</b>	<b>8479</b>	<b>0</b>	<b>8479</b>	<b>1108.00</b>	<b>13068</b>	<b>25</b>	<b>65.17</b>	

**2. Kozhikode District**

SI No	Name of Panchayat	Name of Scheme	SLSSC No	Proposals approved in previous SLSSC			Revised Proposal					Additional FHTC & Amount		Reason for excess/ Remarks
				FHTC Nos Approved	Approved Amount (Rs in lakhs)	Cost per FHTC (Rs)	Revised FHTC Nos	Extg conn. additionally benefitted through the schemes (improving service level of extg conn. to make functional)	Total connections benefitted through the scheme	Revised Amount (excluding LSGD Road restoration charges (Rs in lakhs))	Cost per FHTC excludg LSGD Road restoration charges (Rs)	Additional new FHTC proposed	Additional Amount required (Rs in lakhs)	
		<b>Jalanidhi</b>												
1	Chorode	JJM - providing FHTC in Chorode GP from various Water supply schemes	2	300	45.06	15020	300		300	50.83	16943	0	5.77	Poor response from bidders on tendering. Hence revised with DSR 2018.
		<b>Total</b>		<b>300</b>	<b>45.06</b>	<b>15020</b>	<b>300</b>	<b>0</b>	<b>300</b>	<b>50.83</b>	<b>16943</b>	<b>0</b>	<b>5.77</b>	

VENKATESAPATHY S. IAS

Managing Director  
Kerala Water Authority  
Thiruvananthapuram



