

FAMILY HEALTH PLAN INSURANCE (TPA) LTD.
THIRUVANANTHAPURAM, KERALA.

DUE (21)

CVI

15/11/21
CE

W
Tb
D
CE

Claim Analysis Report Of Medical Insurance

Organization: Kerala Water Authority-Employees

Policy No: 0906022821P101202001

Policy Period: 16-Apr-21 to 15-Apr-22

Analysis Report as on: 10th November 2021



CE (HRD)
M
12/11/21

Date: 10th November 2021

Place: Thiruvananthapuram

To

The Managing Director
Kerala Water Authority
Jala Bhavan
Thiruvananthapuram – 695003
Kerala, India.

Sub: Claim MIS report of M/s Kerala Water Authority Employees Policy No. 0906022821P101202001 from April 16th 2021 to November 10th 2021.

Madam,

Greetings from Family Health Plan Insurance TPA Limited!

Here we are submitting the detailed analysis report of the subjected policy for your kind information from policy inception to 10th November 2021. As on date settled and credited **INR. 6,95,63,281/-** to the beneficiaries account for their medical expenses.

Yours truly,

Shan A Fernandez

Sr. Manager–FHPL-Kerala

Mob: 9447852815

E-mail: shanfernandez@fhpl.net



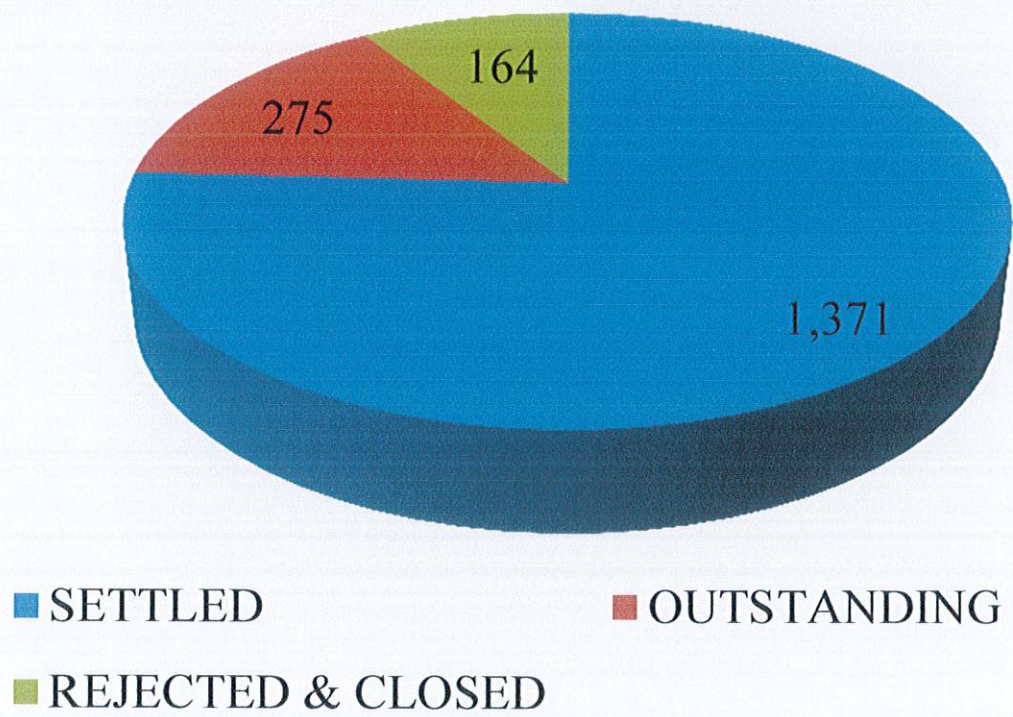
Copy to:

1. Chief Engineer (HRD & GL)
2. Deputy Chief Engineer (General)
3. Junior Superintendent (Establishment)
4. E11, KWA, Trivandrum.
5. Copy-Office file

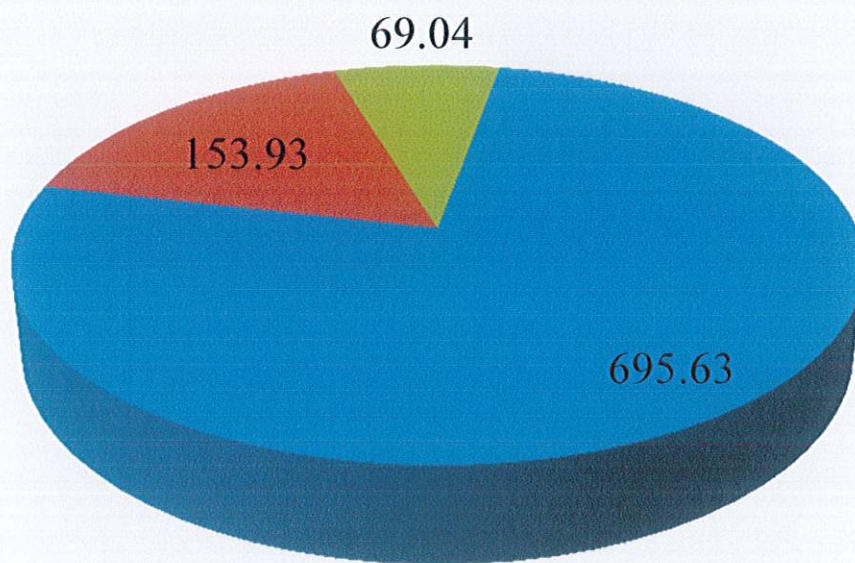
Family Health Plan Insurance (TPA) Limited		FHPL-MI-FT-01
Corporate Name : Kerala Water Authority : 001		
Policy No : 0906022821P101202001		
Policy Plan Period	16-Apr-21	15-Apr-22
Claim Analysis	Report As on :	10-Nov-21
STATUS	NUMBER	AMOUNT
REPORTED	1,810	110,648,079
SETTLED	1,371	69,563,281
OUTSTANDING	275	15,392,531
InProcess	5	125,042
Medical Scrutiny Done	33	300,270
Billing Done	0	0
IR Pending	17	1,247,065
Case Investigation	0	0
Sent for Audit	16	1,163,366
Audit Complete	0	0
Audit Return	0	0
Voucher Prepared	0	0
Claim Passed	75	4,523,532
Open Preauth	129	8,033,256
REJECTED & CLOSED	164	6,903,857
MAIN MEMBERS Vs DEPENDANTS		
MEMBER TYPE	NUMBER	AMOUNT
MAIN MEMBER	284	16,645,552
DEPENDANT	1,362	68,310,260
TOTAL	1,646	84,955,812
GENDER WISE ANALYSIS		
GENDER	NUMBER	AMOUNT
FEMALE	850	42,546,273
MALE	796	42,409,539
TOTAL	1,646	84,955,812
RELATION WISE ANALYSIS		
RELATION	NUMBER	AMOUNT
Self	284	16,645,552
Husband	77	4,721,322
Wife	214	8,771,507
Son	62	2,020,023
Daughter	40	1,038,323
Father	463	24,518,841
Mother	506	27,240,244
Others	0	0
TOTAL	1,646	84,955,812
AGE WISE ANALYSIS		
AGE	NUMBER	AMOUNT
0 to 10	56	922,945
11 to 20	37	1,542,209
21 to 30	111	3,619,036
31 to 40	158	7,312,984
41 to 50	183	10,728,120
51 to 60	191	12,279,636
61 to 70	398	21,345,114
> 70	512	27,205,768
TOTAL	1,646	84,955,812

CLAIM TYPE ANALYSIS		
CLAIM TYPE	NUMBER	AMOUNT
Reimbursement	349	11,242,106
Cashless	1,297	73,713,706
TOTAL	1,646	84,955,812
INCURRED CLAIMS RATIO		
STATUS	NUMBER	AMOUNT
PAID	1,371	69,563,281
OUTSTANDINGS	275	15,392,531
PRORATA PREMIUM		69,812,458
ICR		121.69%
TOTAL PREMIUM		122,507,438
ICR		69.35%
DISEASE WISE ANALYSIS		
DISEASE	NUMBER	AMOUNT
Certain conditions originating in the perinatal period	18	708,760
Certain infectious and parasitic diseases	55	2,046,443
Codes for special purposes	0	0
Congenital malformations, deformations and chromosomal abnormalities	3	87,000
Diseases of the blood and blood-forming organs and certain disorders involving the immune mechanism	14	507,628
Diseases of the circulatory system	159	13,768,455
Diseases of the digestive system	103	5,604,042
Diseases of the ear and mastoid process	10	234,270
Diseases of the eye and adnexa	143	3,989,721
Diseases of the genitourinary system	223	8,629,913
Diseases of the musculoskeletal system and connective tissue	41	5,297,923
Diseases of the nervous system	52	2,573,180
Diseases of the respiratory system	118	4,630,752
Diseases of the skin and subcutaneous tissue	42	2,068,908
Endocrine, nutritional and metabolic diseases	43	1,492,195
External causes of morbidity and mortality	2	37,609
Factors influencing health status and contact with health services	6	378,910
Injury, poisoning and certain other consequences of external causes	94	8,258,698
Mental and behavioural disorders	5	98,666
Neoplasms	170	7,099,619
Pregnancy, childbirth and the puerperium	111	3,157,207
Provisional assignment of new diseases of uncertain etiology or emergency use	4	148,916
Symptoms, signs and abnormal clinical and laboratory findings, not elsewhere classified	38	1,405,597
COVID-19 POSITIVE	187	12,606,358
Others	5	125,042
TOTAL	1,646	84,955,812

Total Claims (No)

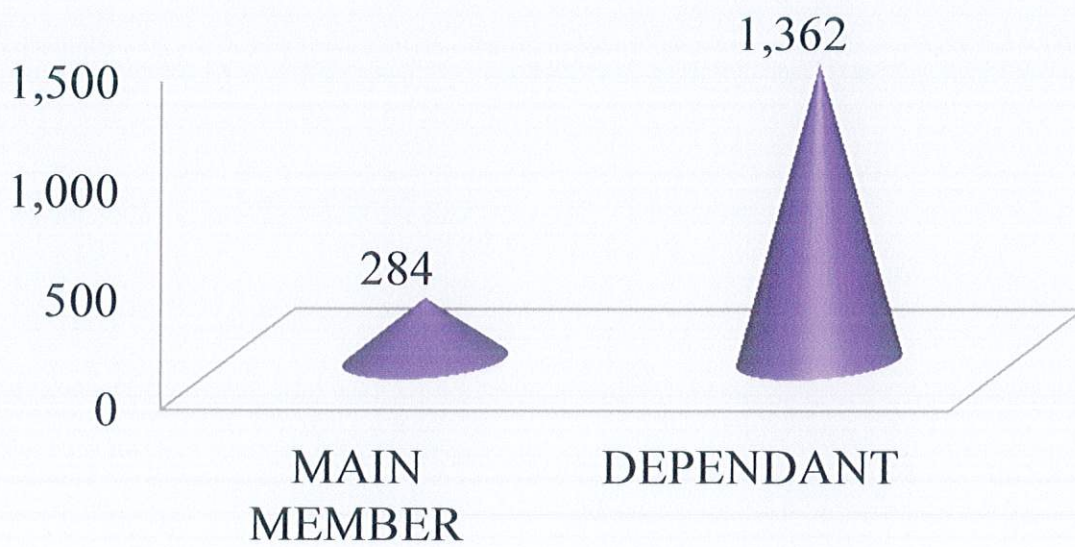


Total Claims (Amt. in Lacs)




■ SETTLED ■ OUTSTANDING ■ REJECTED & CLOSED

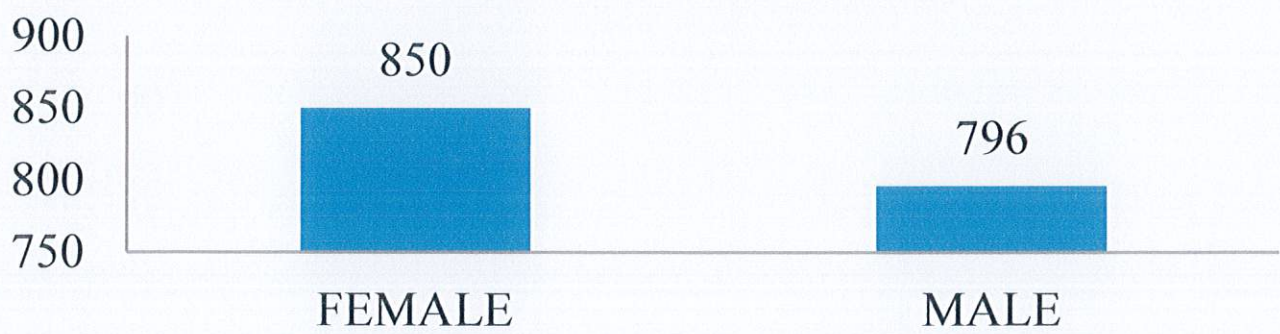
Mainmember Vs. Dependant (No's)




Mainmember Vs. Dependant (Amt. in Lacs)



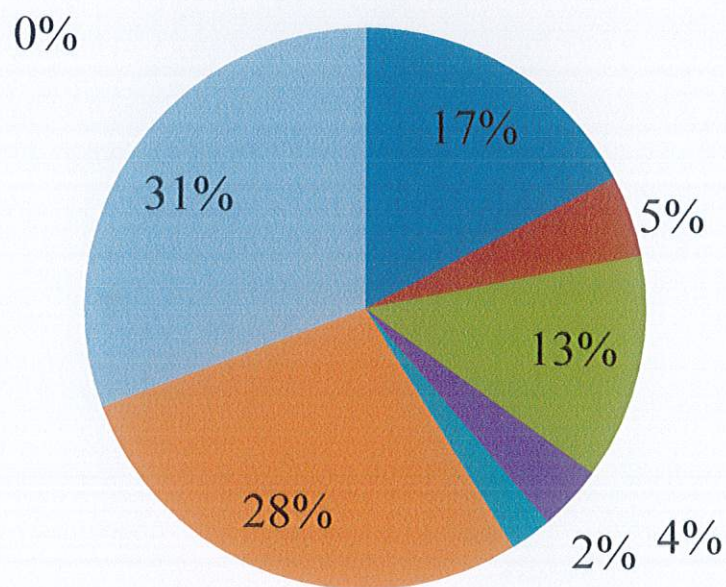
Male Vs Female (No)



Male Vs Female (Amt. in Lacs)

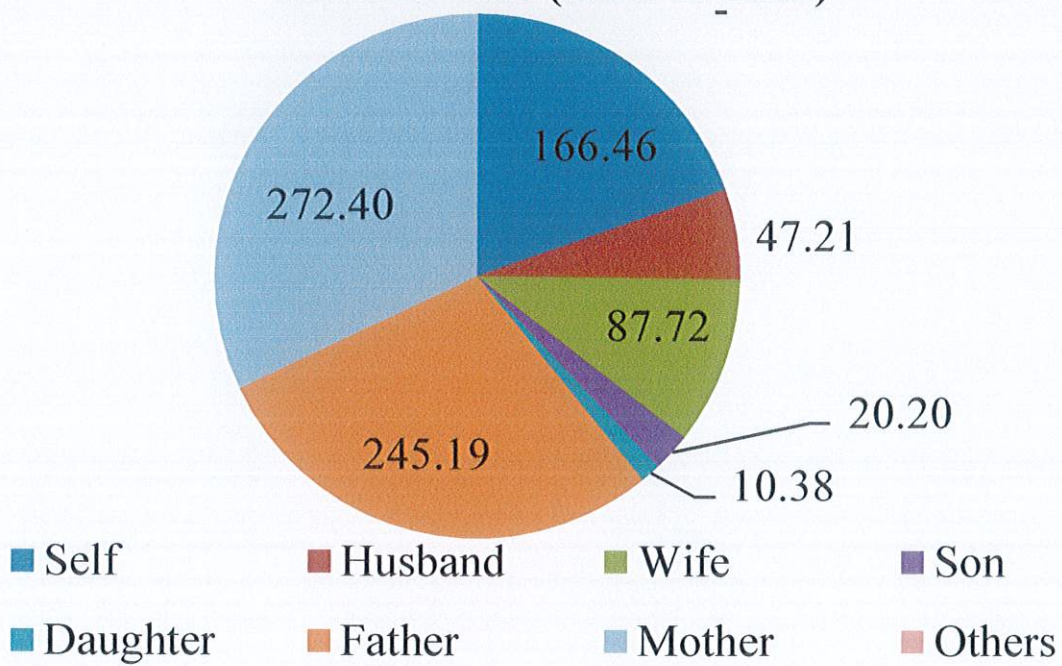


Relation wise (No's)

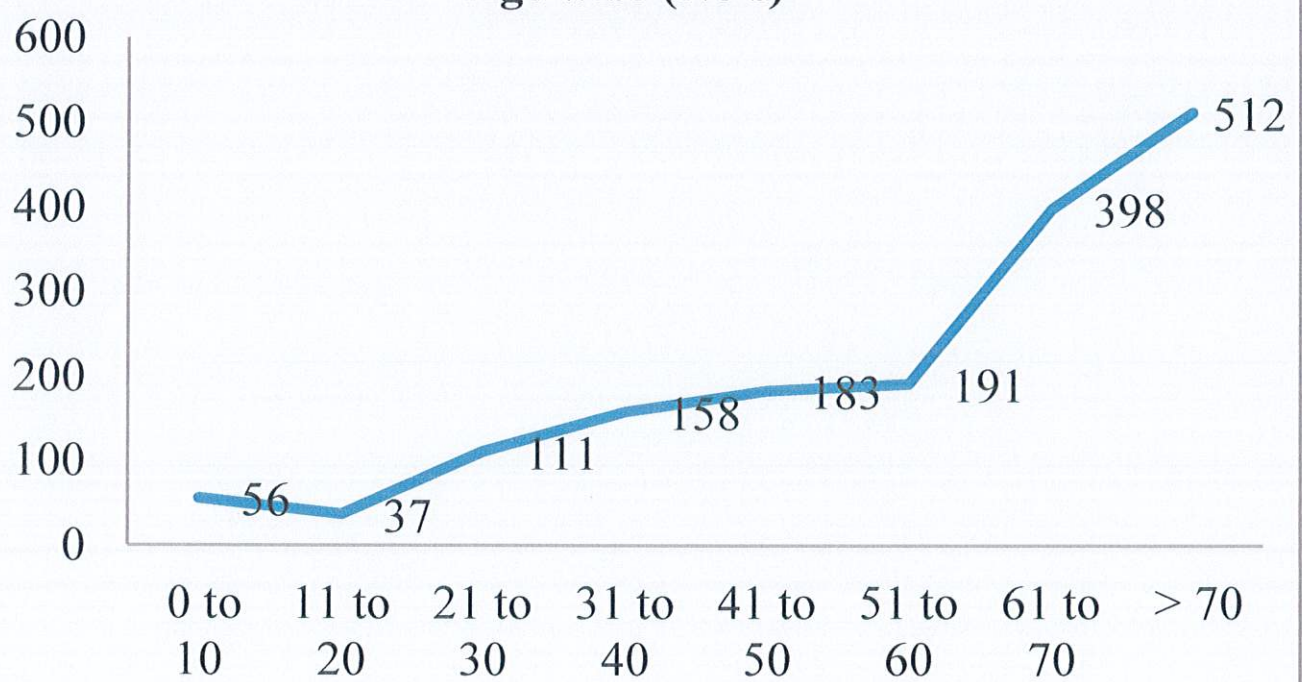


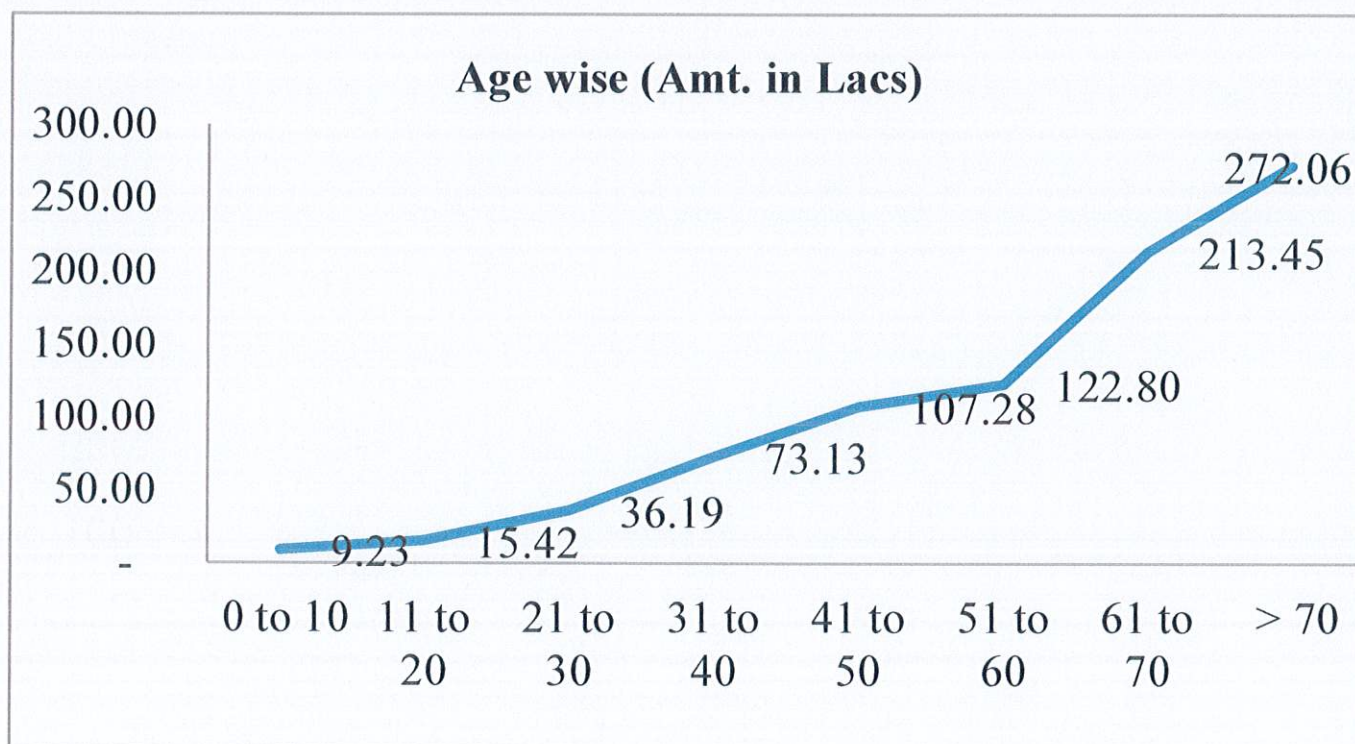
■ Self ■ Husband ■ Wife ■ Son ■ Daughter ■ Father ■ Mother ■ Others

Relation wise (Amt. in Lacs)

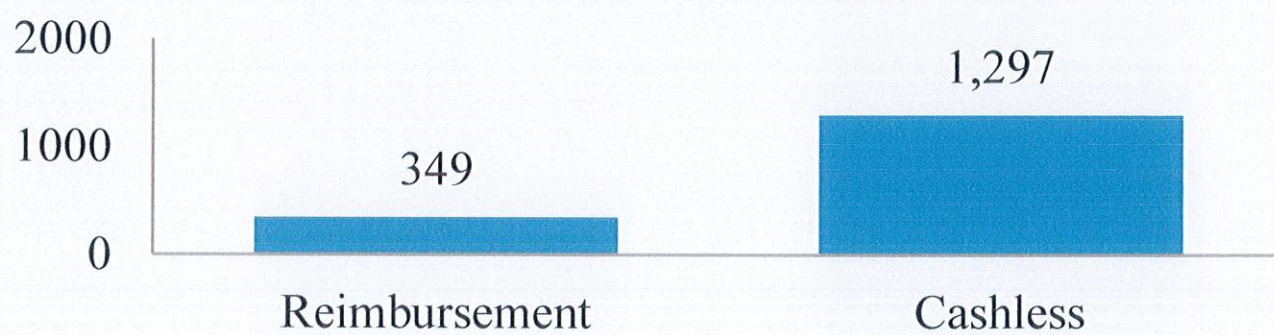



Age wise (No's)







Cashless Vs. Reimbursement (No's)



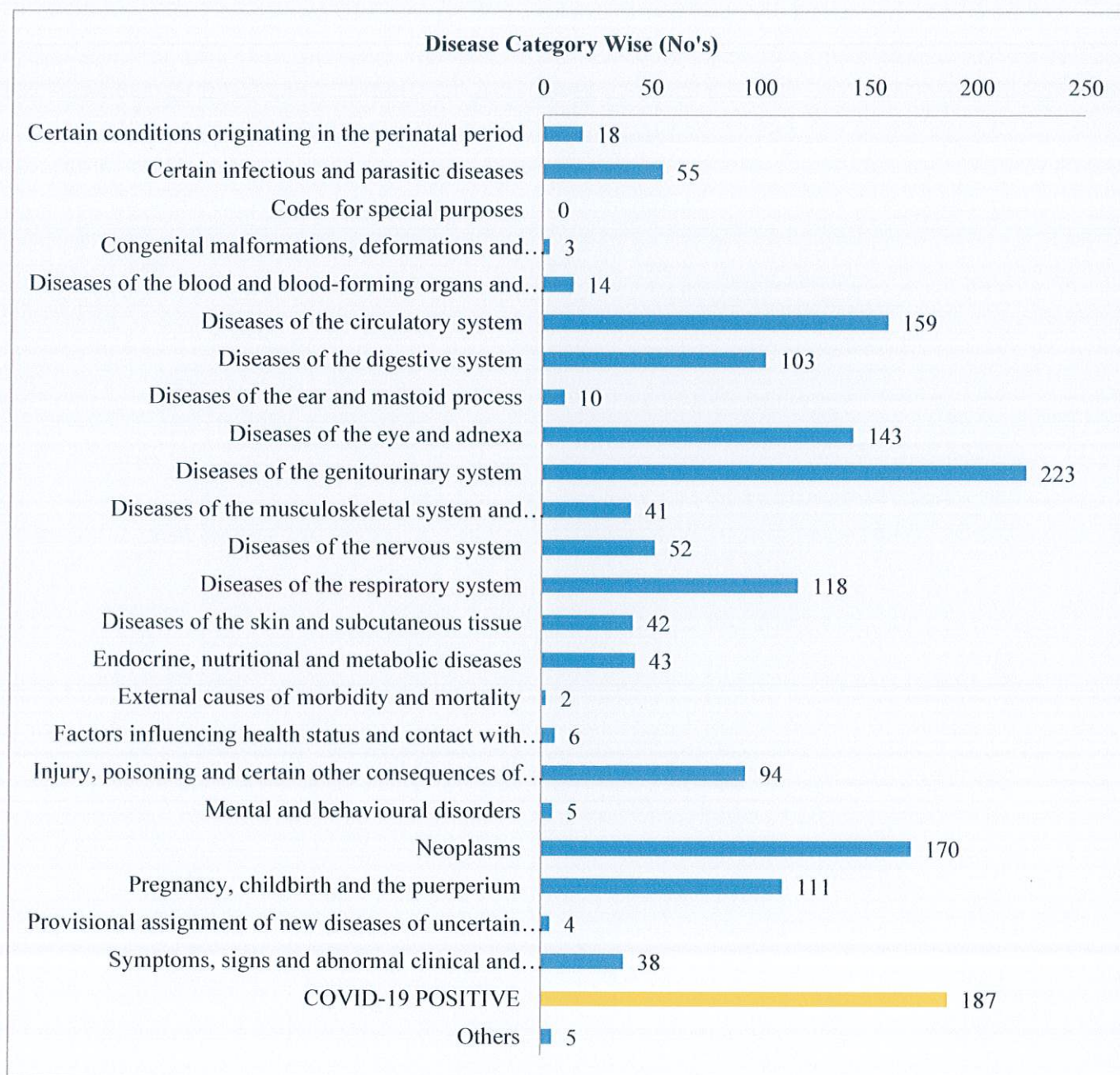




■ PRORATA PREMIUM ■ ICR



■ TOTAL PREMIUM ■ ICR



Disease Category Wise (Amt. in Lacs)

